

Public Works Department

Date: August 30, 2024

Subject: Rancho Cordova Traffic Calming Study and Cut-Through Traffic Analysis

INTRODUCTION

This memorandum has been prepared to present the results of a Traffic Calming Study for the Lincoln Village Drive corridor in the City of Rancho Cordova (City) and a Traffic Cut-Through Study for the neighborhoods surrounding Abraham Lincoln Elementary School.

This traffic calming study includes the following sections:

- **Existing Conditions** – describes the study facilities, existing Average Daily Traffic (ADT) data, 85th percentile speeds, and travel times.
- **Study Area Collision History** – describes the collision history of the study area including collision types and primary collision factors.
- **Traffic Calming Evaluation** – describes the existing traffic calming measures within the Lincoln Village Drive neighborhood, as well as potential traffic calming measures that could be implemented along the Lincoln Village Drive corridor.
- **Cut-Through Traffic Analysis** – describes the potential for cut-through traffic within the neighborhoods surrounding Abraham Lincoln Elementary School.

EXISTING CONDITIONS

STUDY FACILITIES

A total of 24 study roadway segments were analyzed. Existing conditions ADT and 85th percentile speed survey data was collected when local schools were in session on Thursday, September 21, 2023, for the following 10 study roadway segments:

1. Lincoln Village Drive between Bradshaw Road and Viking Drive
2. Lincoln Village Drive between Viking Drive and Explorer Drive (east)
3. Lincoln Village Drive between Explorer Drive (east) and Routier Road
4. Old Placerville Road between Bradshaw Road and Granby Drive
5. Old Placerville Road between Granby Drive and Happy Lane
6. Old Placerville Road between Happy Lane and Routier Road
7. Explorer Drive between Lincoln Village Drive (west) and Viking Drive
8. Explorer Drive between Viking Drive and Vanguard Drive
9. Explorer Drive between Vanguard Drive and Lincoln Village Drive
10. Vanguard Drive between Explorer Drive and Routier Road

Existing conditions ADT and 85th percentile speed survey data was collected when local schools were in session on Tuesday, February 2, 2024, Wednesday February 28, 2024, and Thursday March 7, 2024, for the following 14 study roadway segments:

-
11. Routier Road between US-50 and Rockingham Drive
 12. Routier Road between Rockingham Drive and Ellenwood Avenue
 13. Routier Road between Ellenwood Avenue and Systems Parkway
 14. Routier Road between Systems Parkway and Old Placerville Road
 15. Countryside Way between Rockingham Drive and Rockingham Drive
 16. Rockingham Drive between Countryside Way and Smithlee Drive
 17. Rockingham Drive between Smithlee Drive/Glenmoor Drive and Countryside Way/Nut Plains Drive
 18. Rockingham Drive between Countryside Way/Nut Plains Drive and Old Placerville Road
 19. Rockingham Drive between Old Placerville Road and Mather Field Road
 20. Nut Plains Drive between Rockingham Drive and Ellenwood Avenue
 21. Ellenwood Avenue between Routier Road and Glenmoor Drive
 22. Systems Parkway between Routier Road and Old Placerville Road
 23. Old Placerville Road between Routier Road and Systems Parkway
 24. Old Placerville Road between Schriever Ave and Rockingham Drive

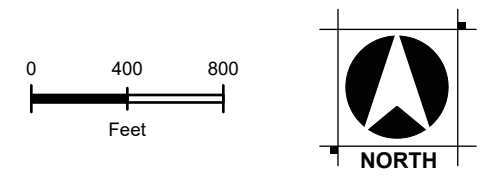
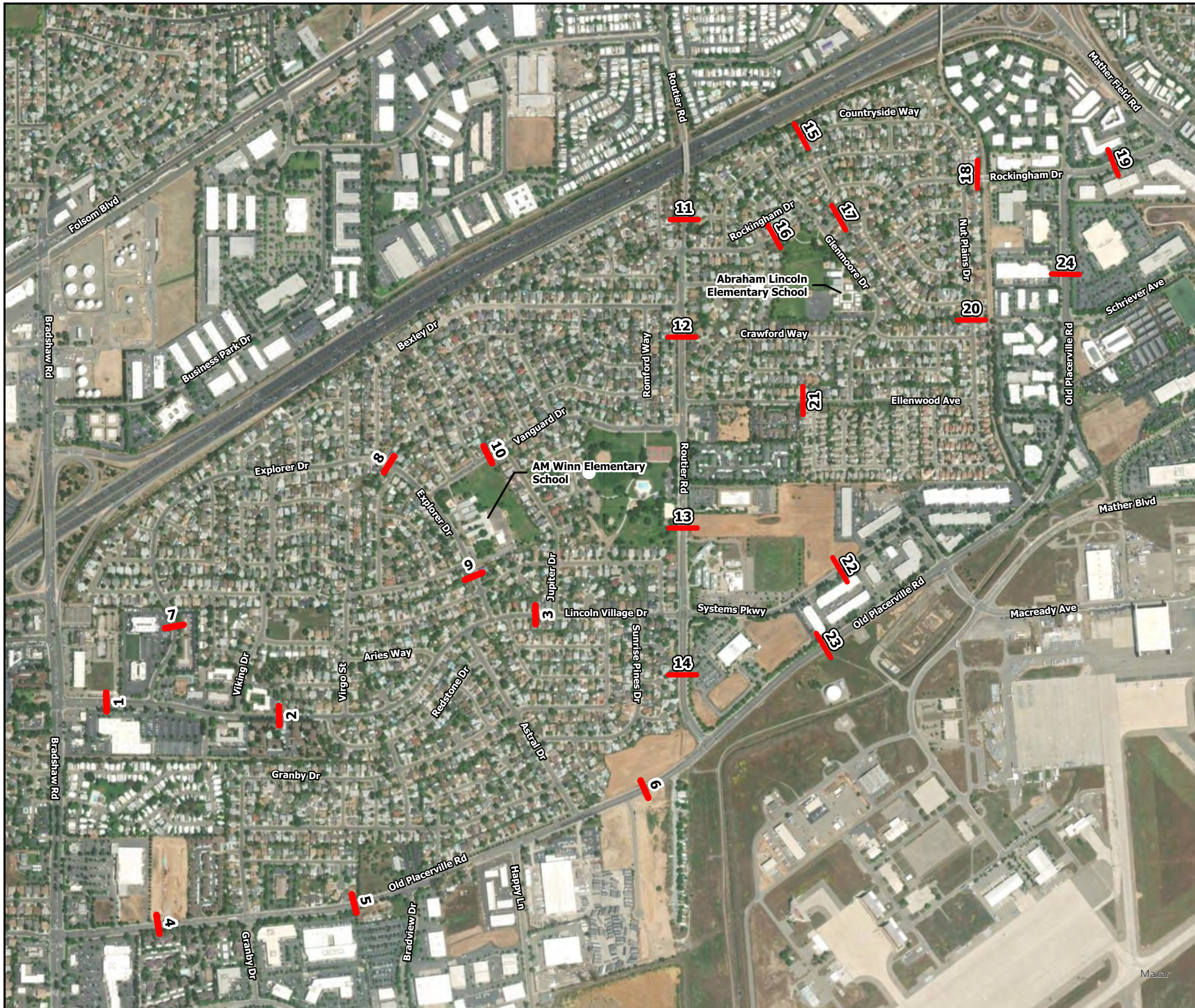
Traffic count and speed data is included in **Attachment A**. A map of the study segments is illustrated in **Figure 1**.

FIGURE 1

STUDY FACILITIES
RANCHO CORDOVA TRAFFIC CALMING STUDY
AND CUT-THROUGH TRAFFIC ANALYSIS
RANCHO CORDOVA, CA
AUGUST 2024

Legend

 Data Collection Location



EXISTING ADT, SPEEDS, AND TRAVEL TIMES

Existing ADT and 85th percentile speeds are summarized in **Table 1**. The 85th percentile speed is the speed at or below which 85 percent of the drivers travel on a road segment. ADT count sheets and speed surveys are included in **Attachment A**.

Table 1. Existing ADTs and Speeds

#	Segment	ADT	Posted Speed Limit (mph)	Direction	85 th Percentile Speed (mph)
1	Lincoln Village Drive between Bradshaw Road and Viking Drive	11,433	35	EB	39
				WB	43
2	Lincoln Village Drive between Viking Dive and Explorer Drive (east)	6,774	25	EB	36
				WB	36
3	Lincoln Village Drive between Explorer Drive (east) and Routier Road	4,324	25	EB	38
				WB	36
4	Old Placerville Road between Bradshaw Road and Granby Drive	13,604	45	EB	46
				WB	46
5	Old Placerville Road between Granby Drive and Happy Lane	12,813	45	EB	50
				WB	49
6	Old Placerville Road between Happy Lane and Routier Road	15,845	45	EB	53
				WB	50
7	Explorer Drive between Lincoln Village Drive (west) and Viking Drive	2,943	25	NB	29
				SB	31
8	Explorer Drive between Viking Drive and Vanguard Drive	1,403	25	EB	34
				WB	34
9	Explorer Drive between Vanguard Drive and Lincoln Village Drive	1,573	25	NB	29
				SB	28
10	Vanguard Drive between Explorer Drive and Routier Road	1,280	25 ¹	EB	32
				WB	34
11	Routier Road between US-50 and Rockingham Drive	7,249	40	NB	43
				SB	42
12	Routier Road between Rockingham Drive and Ellenwood Avenue	5,710	40	NB	40
				SB	41
13	Routier Road between Ellenwood Avenue and Systems Parkway	7,051	40	NB	38
				SB	42
14	Routier Road between Systems Parkway and Old Placerville Road	4,732	40	NB	45
				SB	47
15	Countryside Way between Rockingham Drive and Rockingham Drive	368	25 ¹	EB	28
				WB	30
16	Rockingham Drive between Countryside Way and Smithlee Drive	1,812	25	EB	28
				WB	26

#	Segment	ADT	Posted Speed Limit (mph)	Direction	85 th Percentile Speed (mph)
17	Rockingham Drive between Smithlee Drive/Glenmoor Drive and Countryside Way/Nut Plains Drive	2,064	25	EB	28
				WB	29
18	Rockingham Drive between Countryside Way/Nut Plains Drive and Old Placerville Road	5,500	35 ²	EB	36
				WB	34
19	Rockingham Drive between Old Placerville Road and Mather Field Road	16,813	35	EB	35
				WB	40
20	Nut Plains Drive between Rockingham Drive and Ellenwood Avenue	1,404	25 ¹	NB	30
				SB	30
21	Ellenwood Avenue between Routier Road and Glenmoor Drive	1,794	25	EB	33
				WB	31
22	Systems Parkway between Routier Road and Old Placerville Road	1,725	35	EB	35
				WB	35
23	Old Placerville Road between Routier Road and Systems Parkway	12,841	45	EB	52
				WB	52
24	Old Placerville Road between Schriever Ave and Rockingham Drive	11,200	45	NB	49
				SB	52

¹ No posted speed limit; speed limit assumed to be 25 mph

² The posted speed limit for this segment has changed to 30 mph since the data for this analysis was collected.

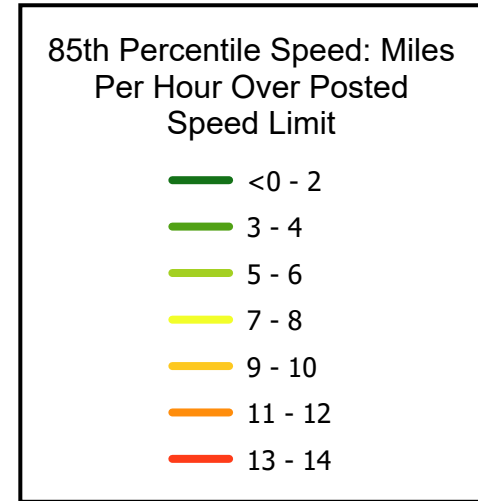
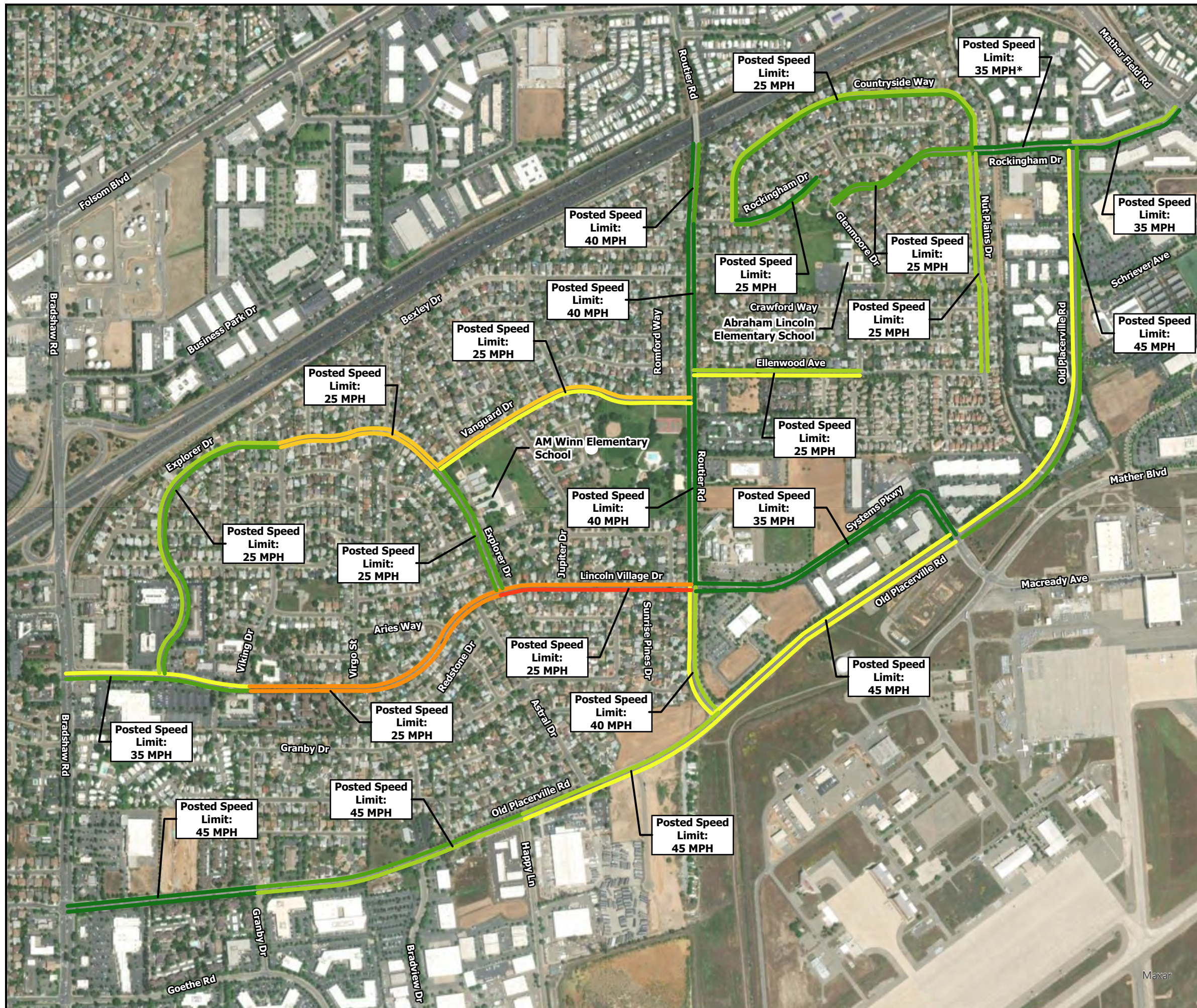
Figure 2 illustrates the miles per hour vehicles were observed exceeding the posted speed limit for each study segment. The 85th percentile speed exceeded the posted speed limit on almost every roadway segment in the study area, with the majority of the study roadways experiencing 85th percentile speeds that are less than six (6) miles per hour over the posted speed. Notable exceptions include Old Placerville Road, southbound Routier Road south of Systems Parkway, and eastbound Ellenwood Avenue. The greatest 85th percentile speeds over the posted speed occur on Lincoln Village Drive between Viking Drive and Routier Road, with speeds over 10 miles per hour above the posted speed limit.

FIGURE 2

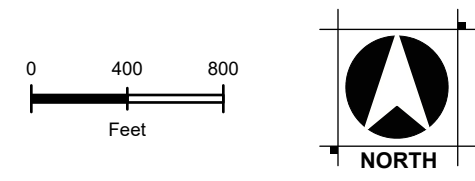
DIRECTIONAL 85TH PERCENTILE SPEED ON STUDY ROADWAY SEGMENTS

RANCHO CORDOVA TRAFFIC CALMING STUDY
AND CUT-THROUGH TRAFFIC ANALYSIS

RANCHO CORDOVA, CA
AUGUST 2024



*The posted speed limit for this segment has changed to 30 mph since the speed data was collected.



Existing estimated travel times for the three main routes between Bradshaw Road and Routier Road were calculated by dividing the length of each segment by the 85th percentile speed of each segment. Estimated delay due to each stop-controlled and signalized intersection on each route was added to the base travel times. Existing estimated travel times are shown in **Table 2**.

Existing estimated travel times for the three main routes through the Abraham Lincoln Elementary School neighborhood between Old Placerville Road and Routier Road were also calculated. Existing estimated travel times for this area are shown in **Table 3**.

Table 2. Existing Travel Times – Lincoln Village Drive Neighborhood

#	Routes between Bradshaw Road and Routier Road via:	Direction	Base Travel Times (s) ¹	Delay Added from Intersections (s) ²	Total Travel Time (s)
1	Lincoln Village Drive	EB	99	18	117
		WB	98	18	116
2	Old Placerville Road	EB	76	20	96
		WB	79	20	99
3	Lincoln Village Drive / Explorer Drive / Vanguard Drive	EB	163	45	208
		WB	154	54	208
<p><i>Notes:</i></p> <p>¹ Base Travel Time = Segment Length / 85th Percentile Speed</p> <p>² Nine (9) seconds of delay was added for each stop-controlled approach along a route. Twenty (20) seconds of delay was added per signalized approach along a route.</p>					

As shown in **Table 2**, the Explorer Drive route results in the longest travel times between Routier Road and Bradshaw Road. This route is the longest of the three and experiences low 85th percentile speeds, due to the presence of six stop-controlled intersections along the route. The Lincoln Village Drive route provides the second shortest travel time and includes two stop-controlled intersections along the route. Old Placerville Road provides the shortest travel times with a single signalized intersection on the route.

Table 3. Existing Travel Times – Abraham Lincoln Elementary School Neighborhood

#	Routes between Old Placerville Rd & Rockingham Dr intersection to Routier Rd & Ellenwood Ave intersection via:	Direction	Base Travel Times (s) ¹	Delay Added from Intersections (s) ²	Total Travel Time (s)
1	Rockingham Drive	EB	103	45	148
		WB	105	36	141
2	Rockingham Drive-Nut Plains Drive-Ellenwood Avenue	EB	108	27	135
		WB	112	27	139
3	Old Placerville	EB	111	60	171
		WB	113	60	173
<p><i>Notes:</i></p> <p>¹ Base Travel Time = Segment Length / 85th Percentile Speed</p> <p>² Nine (9) seconds of travel time was added for each stop-controlled approach along a route. Twenty (20) seconds of delay was added per signalized approach along a route.</p>					

As shown in **Table 3**, the route between Old Placerville Road and Routier Road utilizing Rockingham Drive to Nut Plains Drive provides the shortest travel time.

SAFETY EVALUATION

Five years of crash data (2018 – 2023) were obtained from the Statewide Integrated Traffic Records System (SWITRS) to identify high collision locations and common collision characteristics. SWITRS collision data is included in **Attachment B**.

Table 4 summarizes the collisions on the main roadways in the study area and describes the collision severity and the collision type. The SWITRS data indicated that a total 130 collisions occurred on the study facilities over the last five years. The severity of most collisions involved property damage only (PDO), followed by complaint of pain. The most common collision types were broadside collisions, followed by rear-end collisions and sideswipe type collisions.

Table 4. Summary of Collision Severity and Type in Study Area

Roadway	Total Collisions	Severity					Type							
		Fatal	Serious Injury	Other Visible Injury	Complaint of Pain	PDO	Head-On	Sideswipe	Rear-End	Broadside	Hit Object	Overturned	Vehicle/Pedestrian	Other/Not Stated
Old Placerville Road	40	0	2	3	9	26	3	6	10	12	7	0	0	2
Lincoln Village Drive	25	0	0	4	6	15	7	4	5	7	1	0	1	0
Rockingham Dr	23	0	0	0	2	21	0	3	6	6	6	1	0	1
Routier Rd	22	0	0	2	4	16	2	4	4	8	2	0	1	1
Explorer Drive	8	0	0	0	2	6	0	2	1	0	3	1	0	1
Ellenwood Ave	5	0	0	1	0	4	0	2	3	0	0	0	0	0
Vanguard Drive	3	0	0	0	1	2	0	0	0	1	2	0	0	0
Countryside Way	3	0	0	0	0	3	0	1	0	2	0	0	0	0
Systems Pkwy	1	0	0	0	1	0	0	0	0	1	0	0	0	0
Nut Plains Dr	0	0	0	0	0	0	0	0	0	0	0	0	0	0
Totals	130	0	2	10	25	93	12	22	29	37	21	2	2	5

Table 5 shows the PCF at each study intersection. The most common PCFs were improper turning, followed by unsafe speed and automobile right-of-way.

Table 5. Summary of Primary Collision Factors in Study Area

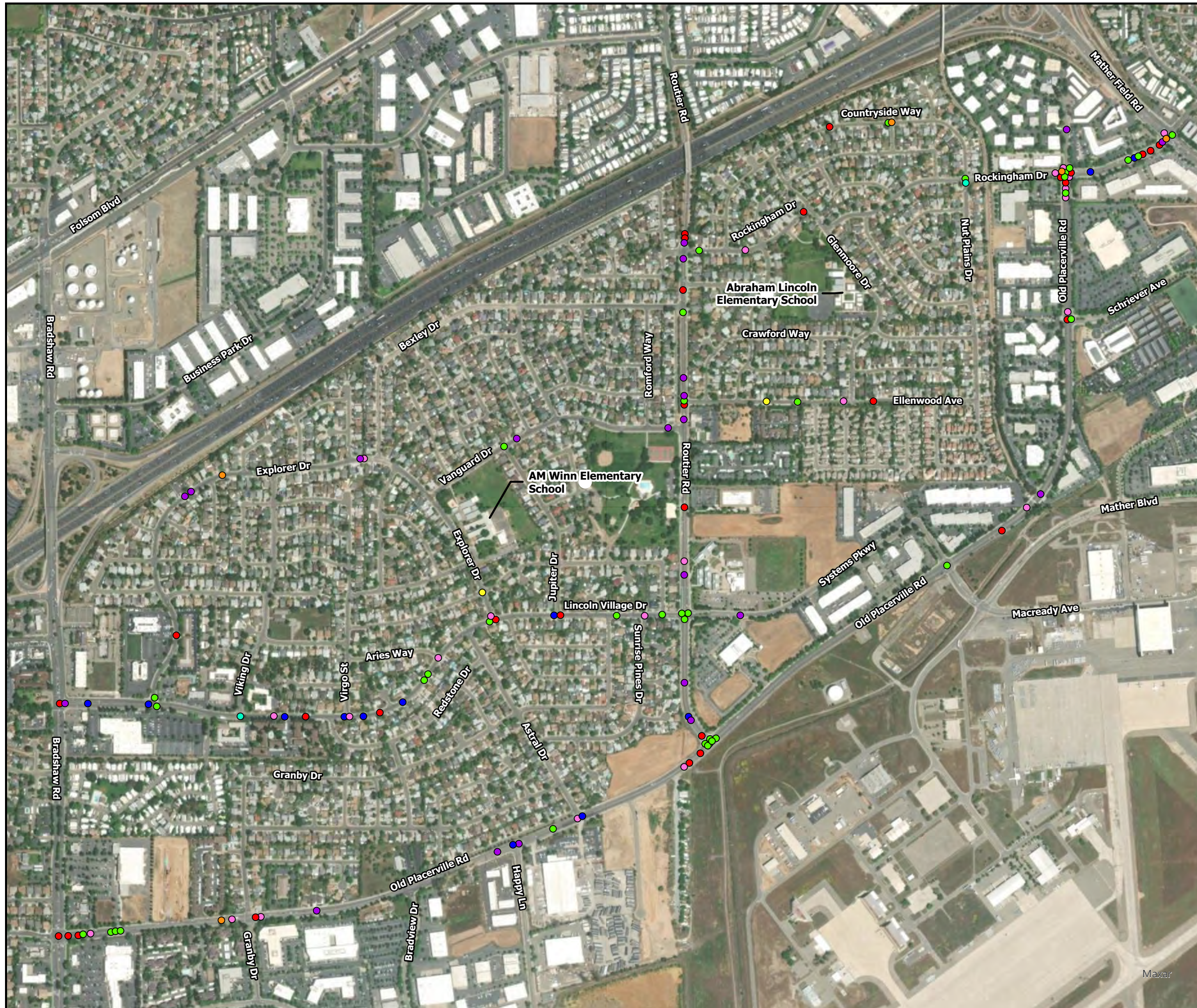
Roadway	Total Collisions	PCF													
		Driving or Bicycling Under the Influence of Alcohol or Drug	Unsafe Speed	Improper Passing	Unsafe Lane Change	Improper Turning	Automobile Right of Way	Pedestrian Right of Way	Pedestrian Violation	Traffic Signals and Signs	Other Hazardous Violation	Other Than Driver (or Pedestrian)	Unsafe Starting or Backing	Other Improper Driving	Unknown/Not Stated
Old Placerville Road	40	3	14	0	1	6	8	0	0	4	0	0	1	1	2
Lincoln Village Drive	25	3	6	1	0	8	5	1	0	0	1	0	0	0	0
Rockingham Dr	23	3	4	0	1	9	3	0	0	1	2	0	0	0	0
Routier Rd	22	3	3	0	2	8	2	1	1	2	0	0	0	0	0
Explorer Drive	8	0	3	0	0	4	0	0	0	0	0	1	0	0	0
Ellenwood Ave	5	0	4	0	1	0	0	0	0	0	0	0	0	0	0
Vanguard Drive	3	1	0	0	0	2	0	0	0	0	0	0	0	0	0
Countryside Way	3	0	1	0	0	0	1	0	0	1	0	0	0	0	0
Systems Pkwy	1	0	0	0	0	0	1	0	0	0	0	0	0	0	0
Nut Plains Dr	0	0	0	0	0	0	0	0	0	0	0	0	0	0	0
Totals	130	13	35	1	5	37	20	2	1	8	3	1	1	1	2

Figure 3 illustrates the locations of collisions within the study area over the 5-year collision history period and the collision types. **Figure 4** illustrates the primary collision factors (PCFs) of each collision.

As shown in **Figure 3** and **Figure 4**, a high concentration of collisions occurred at the Old Placerville Road & Rockingham Drive intersection and along Rockingham Drive between Old Placerville Road and Mather Field Road. The most common PCF for collisions on the neighborhood roads were Improper Turning and Unsafe Speed. Routier Road experienced eight (8) Hit Object type collisions, which could be due to the presence of chicanes and raised bike lane buffer curbs along the roadway. The intersections of Routier Road & Systems Parkway and Routier Road & Old Placerville Road experienced mostly Broadside type collisions with PCFs of Traffic Signal and Signs, which could indicate drivers are running red lights or ignoring traffic signals at these locations.

FIGURE 3

COLLISION LOCATIONS (2018-2023)
COLLISIONS BY TYPE
RANCHO CORDOVA TRAFFIC CALMING STUDY
AND CUT-THROUGH TRAFFIC ANALYSIS
RANCHO CORDOVA, CA
AUGUST 2024



Collision Type

- Head-On
- Sideswipe
- Rear End
- Broadside
- Hit Object
- Overturned
- Vehicle/Pedestrian
- Other/Not Stated

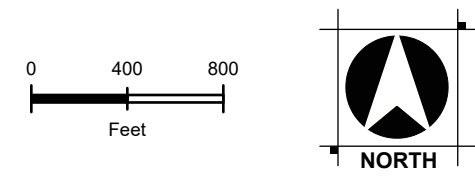
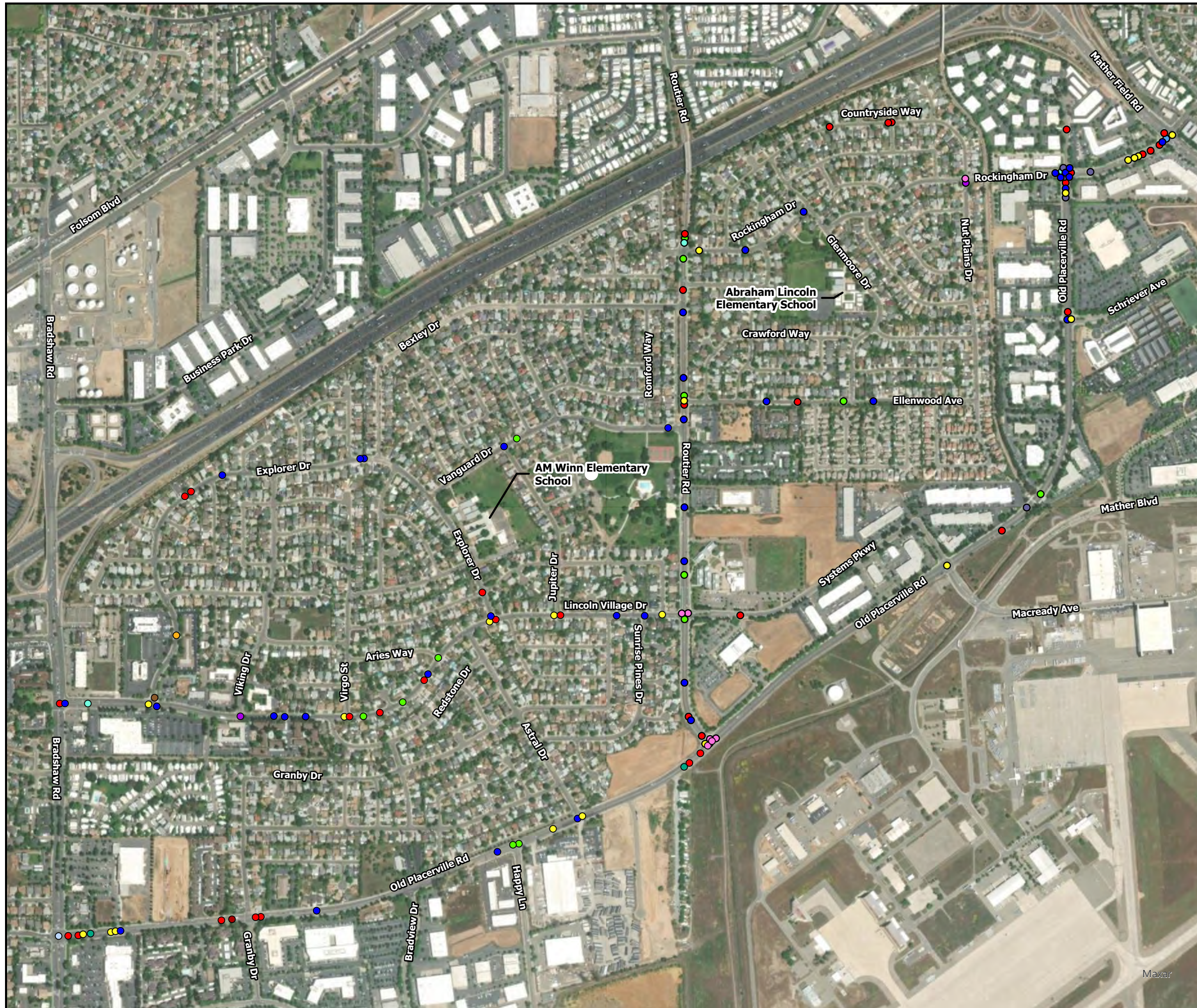



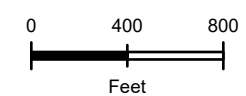
FIGURE 4

COLLISION LOCATIONS (2018-2023)
COLLISIONS BY PRIMARY COLLISION FACTOR
RANCHO CORDOVA TRAFFIC CALMING STUDY
AND CUT-THROUGH TRAFFIC ANALYSIS
RANCHO CORDOVA, CA
AUGUST 2024



Primary Collision Factor




- Driving or Bicycling Under the Influence
- Unsafe Speed
- Improper Passing
- Improper Turning
- Automobile Right of Way
- Pedestrian Right of Way
- Traffic Signals and Signs
- Other Hazardous Violation
- Other than Driver (Or Pedestrian)
- Unsafe Starting or Backing
- Other Improper Driving
- Pedestrian Violation
- Unsafe Lane Change
- Unknown





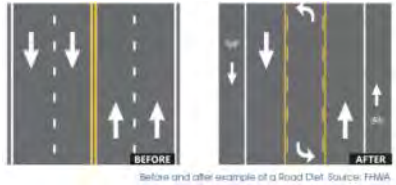







TRAFFIC CALMING AND CUT-THROUGH TRAFFIC MITIGATION

The Federal Highway Administration (FHWA), California Department of Transportation (Caltrans), and the National Association of City Transportation Officials (NACTO) have each developed a list of mitigations to address speeding, safety, and neighborhood cut-through traffic on local streets. **Table 6** summarizes these mitigation options, which deficiencies the improvement is best suited to address, and provides a typical range of construction costs that would be needed to implement.

Table 6. Local Street Traffic Calming and Cut-Through Traffic Mitigation Options

	Example	Description	Improvement Type	Cost To Implement
Speed Hump		An elongated mound in the roadway pavement surface extending across the traveled way. A speed hump discourages speeding by producing sufficient discomfort to a motorist while driving through it. : A single speed hump reduces vehicle speeds to a range of 15 to 20 MPH when crossing the hump. Traffic may diverge from roads to adjoining parallel roads where speed humps are installed.	<ul style="list-style-type: none"> • Speed Reduction • Cut-Through Traffic Reduction 	\$
Speed Lump		Two or more raised mounds placed laterally across a roadbed with gaps (often referred to as "cutouts") between the raised mounds to enable a vehicle with a wide track (e.g., a large emergency vehicle, some trucks, some buses) to pass through the feature without any vertical deflection. Gaps can be more accommodating for users on two wheeled modes such as cyclists and motorcyclists.	<ul style="list-style-type: none"> • Speed Reduction • Cut-Through Traffic Reduction 	\$
Transverse Rumble Strips		Raised or grooved patterns installed perpendicular to the direction of travel in the travel lane. Provides an audible and tactile warning downstream of a decision point.	<ul style="list-style-type: none"> • Speed Reduction 	\$

<p>Longitudinal Rumble Strips</p>		<p>Raised or grooved patterns installed on the shoulder, edge line of the travel lane, or at or near center line of an undivided roadway. Provides an audible and tactile warning that vehicle has left the travel lane.</p>	<ul style="list-style-type: none"> • Safety 	<p>\$ - \$\$\$\$</p>
<p>Speed Feedback Sign</p>		<p>Provides drivers with a feedback display of vehicles speed, while reminding drivers of the posted speed limit. Can be an effective method for reducing speeds at a desired location when appropriately complemented with police enforcement.</p>	<ul style="list-style-type: none"> • Speed Reduction 	<p>\$\$\$\$</p>
<p>All-Way Stop Control</p>		<p>Converts uncontrolled or two-way stop controlled intersections to all-way stop controlled intersection. Forces vehicles in all directions to stop. If spaced closely, can prevent vehicles from accelerating to high speeds.</p>	<ul style="list-style-type: none"> • Speed Reduction • Cut-Through Traffic Reduction • Safety 	<p>\$</p>
<p>Traffic Circle</p>		<p>Small raised circular islands at the center of unsignalized intersection where traffic circulates around the island in order to cross. These circles require drivers to slow down and pay attention to their surroundings in order to maneuver around them. Traffic circles create pedestrian crossing and landscaping opportunities, making them ideal for busier residential roads with traffic cut-through and higher speeds.</p>	<ul style="list-style-type: none"> • Speed Reduction • Safety 	<p>\$\$\$ - \$\$\$\$</p>
<p>Lane Narrowing/ Road Diet</p>		<p>Narrow/reduce number of travel lanes and/or lane width by restriping and/or installing fixed objects adjacent to lanes such as medians and bulb-outs. Narrow lanes encourage driver alertness and cause motorists to slow down in order to increase driving comfort.</p>	<ul style="list-style-type: none"> • Speed Reduction 	<p>\$\$\$ - \$\$\$\$</p>

<p>Bulb-Outs</p>		<p>A type of curb extension used for the benefit of pedestrians because it shortens the crossing distance and provides more area and visibility for pedestrians. Bulb-outs have a traffic calming effect because it requires more attention from the driver, while inducing a speed reduction due to a narrowed roadway and larger turning maneuvers.</p>	<ul style="list-style-type: none"> • Speed Reduction • Safety 	<p>\$\$\$ - \$\$\$\$</p>
<p>Raised Islands</p>		<p>Raised islands introduce a curb adjacent to vehicles and has the effect of slowing vehicles. When used at an intersection, can reduce speeds by forcing tighter turning radii. Pedestrian refuge islands and raised median islands are commonly used together.</p>	<ul style="list-style-type: none"> • Speed Reduction • Safety 	<p>\$\$\$ - \$\$\$\$</p>
<p>Choker/ Neckdown</p>		<p>A choker is a horizontal extension of the curb at a midblock along the shoulder on both sides of a street resulting in a narrower roadbed section. Other terms for choker include: neckdown, pinch point, constriction, or edge island.</p>	<ul style="list-style-type: none"> • Speed Reduction 	<p>\$\$ - \$\$\$\$</p>
<p>Lateral Shift/ Chicane</p>		<p>Physical barriers placed midblock in the street that require drivers to slow down and drive around them. The barriers may take the form of landscaping, parking bays, curb extensions, delineators, or other devices.</p>	<ul style="list-style-type: none"> • Speed Reduction 	<p>\$ - \$\$\$\$</p>
<p>Signage/ Pavement Markings</p>		<p>Additional signage and/or pavement striping and markings to enhance visibility</p>	<ul style="list-style-type: none"> • Speed Reduction • Safety 	<p>\$ - \$\$\$\$</p>
<p>Note: \$ = \$1,000-\$5,000 \$\$ = \$5,001-\$10,000 \$\$\$ = \$10,001-\$20,000 \$\$\$\$ = Greater than \$20,000</p> <p>Cost to implement shown is based on average construction costs. Exact cost will vary per location and extent of improvements.</p>				
<p>Sources: Caltrans (2024) "California Department of Transportation Traffic Calming Guide: A Compendium of Strategies" FHWA (2024) "FHWA Course on Bicycle and Pedestrian Transportation, Lesson 11, Traffic Calming" FHWA (https://highways.dot.gov/safety/proven-safety-countermeasures) National Association of City Transportation Officials (https://nacto.org/publication/urban-street-design-guide/) SMATS (https://www.smatstraffic.com/2021/08/30/traffic-calming/)</p>				

Using the ADT, 85th Percentile Speeds, Travel Times, and Safety Evaluation data described in the previous sections of this memorandum, one or more potential mitigation measures have been assigned to each of the study facilities that were deemed most feasible to address the existing issue(s) on each facility. These are shown in **Table 7**. Some locations have multiple mitigation options that would help address an issue and the options should be evaluated further in design. **Figure 5** illustrates approximate locations where mitigations should be considered.

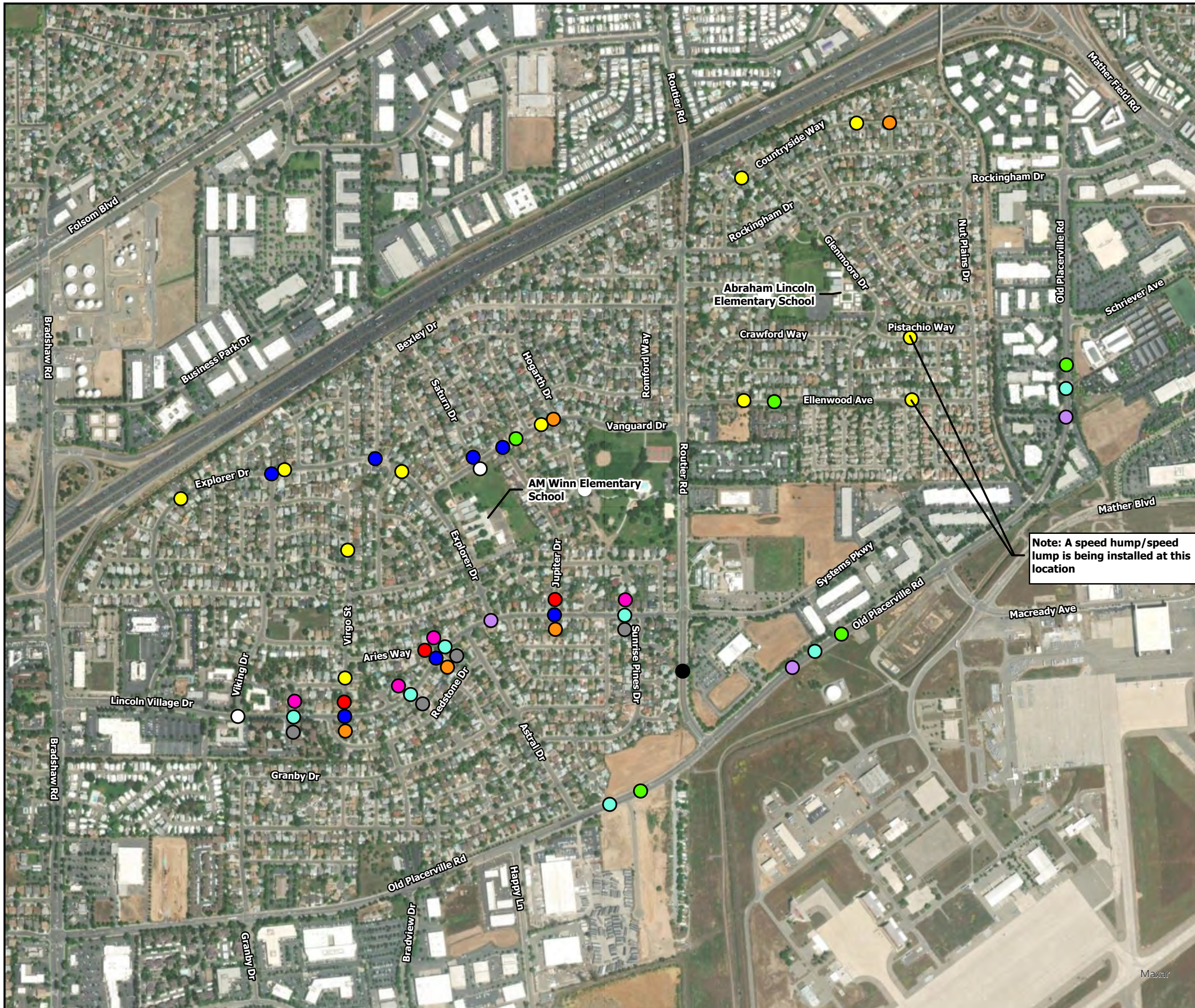
Table 7. Potential Mitigation Measures

Study Facility	Speed Humps/Speed Lumps	Rumble Strips	Speed Feedback Sign	All-Way Stop Control ¹	Traffic Circle	Road Diet	Lane Narrowing/Road Diet	Bulb-Outs	Raised Islands	Lateral Lane Shift/Chicane	Neckdowns/Chokers	Signage/Pavement Markings
Lincoln Village Drive		•		•	•				•	•	•	•
Old Placerville Road		•	•						•		•	
Explorer Drive	•							•				
Vanguard Drive	•		•		•			•				•
Routier Rd						•	•					
Countryside Way	•				•							
Ellenwood Ave	•	•	•									

Among the study facilities, Lincoln Village Drive and the streets around the Abraham Lincoln Elementary School were identified by the City as having the largest issues with speeding, safety, and cut-through traffic. A detailed mitigation evaluation was performed for these locations.

FIGURE 5


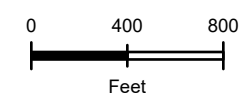
POTENTIAL TRAFFIC CALMING FEATURES
RANCHO CORDOVA TRAFFIC CALMING STUDY
AND CUT-THROUGH TRAFFIC ANALYSIS
RANCHO CORDOVA, CA
AUGUST 2024



Traffic Calming Feature

- All-Way Stop Control
- Bulb-Out
- Lane Narrowing/Road Diet
- Lateral Shift/Chicane
- Raised Islands
- Rumble Strip
- Signage/Striping/Pavement Markings
- Speed Feedback Sign
- Speed Hump/Speed Lump
- Traffic Circle
- Choker/Neckdown

Note: A speed hump/speed lump is being installed at this location



LINCOLN VILLAGE DRIVE

Lincoln Village Drive is an east-west two-lane local roadway that extends between Bradshaw Road and Routier Road and contains both commercial and residential frontage. Lincoln Village Drive includes sidewalks and Class II bike lanes on both sides of the roadway and has a posted speed limit of 35 mph between Bradshaw Road and Draco Drive and 25 mph between Draco Drive and Routier Road.

As shown in **Figure 2**, based on recent speed survey data, the Lincoln Village Drive corridor currently experiences 85th percentile speeds that exceed the posted speed limits by an average of approximately 10 miles per hour. Five-Year accident history shows that the Lincoln Village Drive corridor experienced more collisions than the parallel route of Old Placerville Road between Bradshaw Road and Routier Road, despite carrying an Average Daily Traffic (ADT) load of approximately 3,650 fewer vehicles than Old Placerville Road. As such, traffic calming measures could be implemented on Lincoln Village Drive to reduce speeds and improve safety.

EXISTING TRAFFIC CALMING MEASURES ON LINCOLN VILLAGE DRIVE

Existing traffic calming measures along the Lincoln Village Drive study corridor include the following:

- Stop signs at Explorer Drive (east) and Viking Drive
- Bulb-outs on the northwest and northeast corners of the Explorer Drive (east) and Explorer Drive (west) intersections
- Yellow crosswalk striping at Explorer Drive (east)
- Speed feedback signs in the eastbound direction just west of Redstone Drive and in the westbound direction just east of Atomic Court. Field observations show the westbound speed feedback sign may not currently be in operation.
- 25 mph speed limit pavement markings in the eastbound direction between Draco Drive and Viking Drive and between Zeus Court and Aires Way, and in the westbound direction between Nebula Way and Sunrise Pines Drive and between Aires Way and Zeus Court
- 5-foot striped bike lanes and 8-foot parking lanes along the majority of the corridor, resulting in narrowed 10-foot travel lanes.

POTENTIAL TRAFFIC CALMING MEASURES

The high instances of broadside type collisions and improper turning and automobile right of way collision factors on Lincoln Village Drive could be attributed to the residential frontage on the roadway resulting in multiple conflict points where residents are pulling out of their driveways. Improper turning and automobile right of way collision factors could refer to vehicles turning from a side street or driveway and failing to yield to a vehicle on the major road. Unsafe speeds would contribute to these conflicts on Lincoln Village Road. Along the 25-mph residential portion of Lincoln Village Drive east of Draco Drive, 85th percentile speeds were shown to be 36 to 38 mph.

The following potential traffic calming improvement measures could lower speeds and improve safety along Lincoln Village Drive:

- Speed feedback signs exist at the beginning of the eastbound and westbound 25 mph portion of Lincoln Village Drive, however, the westbound sign located near Atomic Court may not be currently operational. These signs may not be effectively reducing speeds currently due to the smaller size of the signs and the separation from the roadway by a bike lane, parking lane, and sidewalk. These signs only include a “Your Speed” portion and could be enhanced by adding a “Speed Limit 25” sign or increasing the size of the radar portion to help them be more visible to drivers.
- Existing minor street stop-controlled intersections, such as Virgo Street, Aires Way, or Jupiter Drive, could be converted to all-way stop-control or a traffic circle could be installed. Based on existing peak hour volumes on Lincoln Village Drive and preliminary delay estimates at the existing all-way stop-controlled intersection of Explorer Drive (east) & Lincoln Village Drive, vehicles would not

experience excessive delay at an all-way stop-controlled intersection on Lincoln Village Drive. Introducing new stop-controlled approaches on Lincoln Village Drive or constructing traffic circles could help reduce speeds and adding curb extensions/bulbouts would help to enhance pedestrian safety by improving pedestrian visibility and shortening crossing distances.

- High visibility crosswalks similar to the existing one at Explorer Drive (east) could be placed at the existing all-way stop-controlled Viking Drive intersection. High visibility crosswalks could be included at locations where all-way stop-control or traffic circles are considered as well, specifically the intersections of Virgo Street, Aires Way, and Jupiter Drive. Alternatively, raised midblock crossings with contrasting pavement could be placed at these locations. High visibility crosswalks or crossings with contrasting pavement could help improve pedestrian safety and provide a visual reminder for drivers to reduce their speed and watch for pedestrians.
- Raised islands could be placed at the intersection of Explorer Drive (east) to help reduce speeds by slowing turning vehicles and visually narrowing the roadway.
- Choker/neckdowns, lateral shifts/chicanes, and rumble strips could be placed between Viking Drive and Redstone Drive, between Zeus Court and Aries Way, and between Scorpio Drive and Sunrise Pines Drive. Choker/neckdowns and lateral shifts/chicanes could help reduce speeds by visually narrowing the roadway and improve safety by providing an audible warning for upcoming intersections and pedestrian crossings.

A summary of the above improvement measures, as well as existing traffic calming infrastructure, are shown on **Figure 6**.

The traffic calming features described above could help reduce speeds along Lincoln Village Drive. **Table 8** shows travel times if a vehicle was traveling the speed limit along the route.

Table 8. Travel Times at Speed Limit - Lincoln Village Drive Neighborhood

#	Route between Bradshaw Road and Routier Road via:	Direction	Base Travel Times (s) ¹	Delay Added from Intersections (s) ²	Total Travel Time (s)	Difference from Existing Travel Times (s)
1	Lincoln Village Drive	EB	136	18	154	+37
		WB	136	18	154	+38
<p><i>Notes:</i></p> <p>¹ Base Travel Time = Segment Length / Posted Speed</p> <p>² 9 seconds of travel time was added for each stop-controlled approach along a route. 20 seconds of delay was added per signalized approach along a route.</p>						

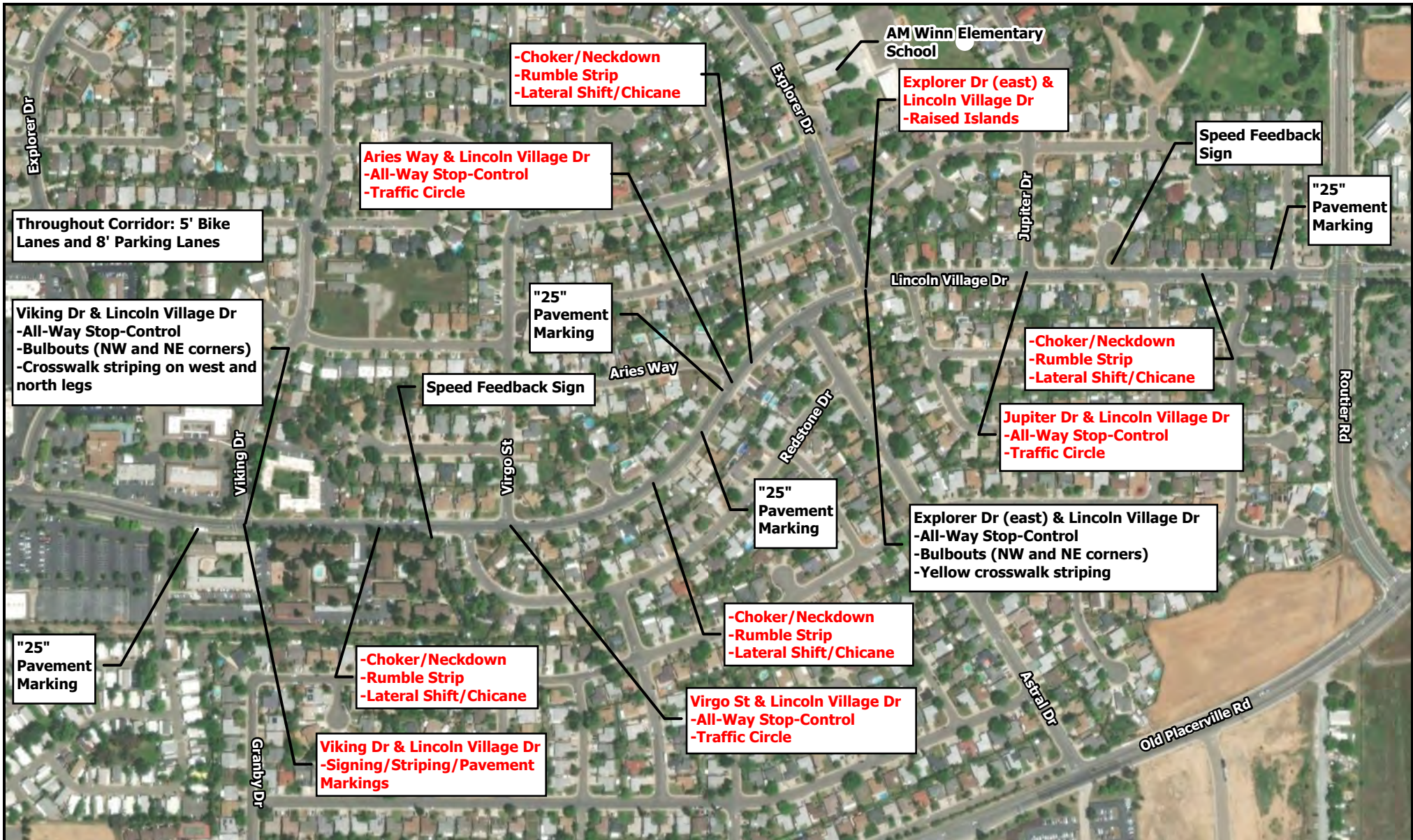

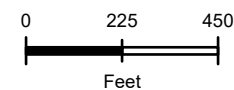


FIGURE 6
EXISTING AND POTENTIAL TRAFFIC CALMING MEASURES
LINCOLN VILLAGE DRIVE

RANCHO CORDOVA TRAFFIC CALMING STUDY
 AND CUT-THROUGH TRAFFIC ANALYSIS
 RANCHO CORDOVA, CA
 AUGUST 2024

Legend

Existing Traffic Calming Feature
Potential Traffic Calming Feature



ABRAHAM LINCOLN ELEMENTARY SCHOOL NEIGHBORHOOD

Cut-through traffic was evaluated for the area bound by Routier Road, Countryside Way, and Old Placerville Road. If cut-through traffic existed within the neighborhoods surrounding Abraham Lincoln Elementary School, it would likely travel through the residential neighborhoods via Rockingham Drive, Nut Plains Drive, or Ellenwood Avenue.

Based on the ADT shown in **Table 1**, these residential roadways experience approximately 1,400 to 2,000 vehicle trips per day. As shown in **Table 9**, based on Institute of Transportation Engineers (ITE) *Trip Generation Manual 11th Edition*, 200 single-family homes generate approximately 1,900 daily trips. These roadways serve at least 200 adjacent or nearby homes and therefore the ADT is consistent with the estimated trip generation of the surrounding uses. Therefore, the traffic volumes show that existing cut-through traffic on these roadways is not substantial.

Table 9. Single-Family Home Trip Generation

ITE Code	Land Use Category	Quantity	Units	Daily ¹	AM Peak Hour ¹			PM Peak Hour ¹		
					In	Out	Total	In	Out	Total
210	Single-Family Detached Housing	200	DU ²	1,909	35	105	140	120	71	191

Notes:
¹Trip rates are calculated based on ITE Trip Generation (11th Edition) fitted curve equations.
²DU = Dwelling Units

However, Ellenwood Avenue experiences relatively high speeds along a local neighborhood roadway. In addition, routes that cut through the neighborhoods between Old Placerville Road and Routier Road provide faster travel times than the parallel route on Old Placerville Road. Therefore, some cut-through traffic is likely currently utilizing Rockingham Drive, Nut Plains Drive, or Ellenwood Avenue. Traffic calming measures on streets such as Ellenwood Avenue could help reduce speeds. Existing traffic calming features in this neighborhood are shown on **Figure 7**.

Speed reduction features or traffic calming features along the three routes between Old Placerville Road and Routier Road could increase travel times. **Table 10** shows travel times if a vehicle was traveling the speed limit along each route.

Table 10. Travel Times at Speed Limit – Abraham Lincoln Elementary School Neighborhood

#	Routes between Old Placerville Rd & Rockingham Dr intersection to Routier Rd & Ellenwood Ave intersection via:	Direction	Base Travel Times (s) ¹	Delay Added from Intersections (s) ²	Total Travel Time (s)	Difference from Existing Travel Times (s)
1	Rockingham Drive	EB	110	45	155	+7
		WB	110	36	146	+5
2	Rockingham Drive-Nut Plains Drive-Ellenwood Avenue	EB	125	27	152	+17
		WB	132	27	159	+20
3	Old Placerville	EB	123	60	183	+12
		WB	123	60	183	+10

Notes:
¹ Base Travel Time = Segment Length / Posted Speed
² 9 seconds of travel time was added for each stop-controlled approach along a route. 20 seconds of delay was added per signalized approach along a route.

As shown in **Table 10**, the route between Old Placerville Road and Routier Road utilizing Rockingham Drive to Nut Plains Drive would continue to provide the shortest travel time. However, if traffic calming measures were implemented along this route requiring drivers to drive the posted speed limit, travel time along this


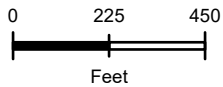
route could increase up to 17 seconds in the eastbound direction and 20 seconds in the westbound direction, which could deter drivers from using this route to cut through the neighborhood. In addition to deterring cut-through traffic, traffic calming measures along Rockingham Drive, Nut Plains, Drive, and Ellenwood Avenue would help reduce overall speeds on the neighborhood roads.



FIGURE 7
EXISTING TRAFFIC CALMING MEASURES
ABRAHAM LINCOLN ELEMENTARY SCHOOL NEIGHBORHOOD
 RANCHO CORDOVA TRAFFIC CALMING STUDY
 AND CUT-THROUGH TRAFFIC ANALYSIS
 RANCHO CORDOVA, CA
 AUGUST 2024

Legend

Existing Traffic Calming Feature
Potential Traffic Calming Feature



ATTACHMENT A
ADT COUNTS AND SPEED SURVEY DATA

SPEED
Lincoln Village Dr Bet. Bradshaw Rd & Viking Dr

Day: Thursday
Date: 9/21/2023

City: Rancho Cordova
Project #: CA23_070188_001

Time	EASTBOUND										Total	WESTBOUND										Total	TOTALS										Total															
	5	15	20	25	30	35	40	45	50	55		60	65	70	70	99	5	15	20	25	30		35	40	45	50	55	60	65	70	70	99		5	15	20	25	30	35	40	45	50	55	60	65	70	70	99
	15	20	25	30	35	40	45	50	55	60		65	70	99	15	20	25	30	35	40	45		50	55	60	65	70	99	15	20	25	30		35	40	45	50	55	60	65	70	99						
00:00	0	0	0	1	5	17	4	0	0	0	0	0	0	0	44	0	0	0	0	7	7	5	3	1	0	0	1	0	0	31	0	0	1	12	24	24	9	3	1	0	1	0	0	75				
01:00	0	0	1	5	6	11	0	1	1	0	0	0	0	0	25	0	0	1	3	11	6	3	0	2	0	1	0	0	27	0	0	2	8	17	17	3	1	3	0	1	0	0	52					
02:00	0	0	5	3	3	6	0	0	0	0	0	0	0	0	17	0	1	3	0	5	1	3	1	0	0	0	0	0	14	0	1	8	3	8	7	3	1	0	0	0	0	31						
03:00	0	0	0	3	6	2	0	0	0	0	0	0	0	0	11	0	1	0	2	10	4	6	3	1	0	0	0	0	27	0	1	0	5	16	6	6	3	1	0	0	0	0	38					
04:00	0	0	1	7	8	4	1	2	0	0	0	0	0	0	23	0	0	3	11	16	18	18	4	2	0	0	1	0	73	0	0	4	18	24	22	19	6	2	0	0	1	0	96					
05:00	0	0	1	6	10	17	4	2	0	0	0	0	0	0	40	0	1	1	14	40	50	36	10	6	0	0	0	0	161	0	1	2	20	53	67	40	12	6	0	0	0	201						
06:00	1	0	6	10	38	25	9	2	0	0	0	0	0	0	91	1	1	5	28	60	91	75	22	5	0	0	0	0	288	2	1	11	38	98	116	84	24	5	0	0	0	379						
07:00	1	1	14	47	81	55	15	4	0	0	0	0	0	0	218	0	2	8	46	133	131	107	25	10	0	0	0	0	462	1	3	22	93	214	186	122	29	10	0	0	0	680						
08:00	0	12	49	147	179	53	3	3	2	0	0	0	0	0	448	0	0	7	44	148	156	119	30	3	0	1	0	0	508	0	12	56	191	327	209	122	33	5	0	1	0	0	956					
09:00	0	4	21	63	85	45	5	1	0	0	0	0	0	0	224	0	1	4	31	102	112	57	13	1	0	0	0	0	321	0	5	25	94	187	157	62	14	1	0	0	0	545						
10:00	1	2	18	41	102	72	9	4	1	0	0	0	0	0	250	0	3	7	39	108	94	58	14	4	1	0	0	0	328	1	5	25	80	210	166	67	18	5	1	0	0	578						
11:00	0	1	7	49	131	88	16	0	0	0	0	0	0	0	292	1	4	5	34	96	107	53	13	3	0	0	0	0	316	1	5	12	83	227	195	69	13	3	0	0	0	608						
12:00	0	2	5	54	159	87	25	4	0	0	0	0	0	0	336	0	2	10	24	99	123	44	16	4	1	0	0	0	323	0	4	15	78	258	210	69	20	4	1	0	0	659						
13:00	1	4	8	54	140	116	32	2	2	0	0	0	0	0	359	2	4	5	28	89	106	77	14	2	1	0	0	0	328	3	8	13	82	229	222	109	16	4	1	0	0	687						
14:00	0	2	10	60	183	115	25	3	0	0	0	0	0	0	398	3	1	7	42	162	168	61	16	1	0	0	0	0	461	3	3	17	102	345	283	86	19	1	0	0	0	859						
15:00	5	0	13	69	176	122	19	5	0	0	0	0	0	0	409	2	4	10	44	136	139	72	16	5	1	0	0	0	429	7	4	23	113	312	261	91	21	5	1	0	0	838						
16:00	3	2	21	70	163	125	33	3	3	1	0	0	0	0	424	5	5	10	45	139	135	77	16	2	3	1	0	0	438	8	7	31	115	302	260	110	19	5	4	1	0	0	862					
17:00	0	0	13	63	199	138	38	2	2	1	0	0	0	0	456	2	0	7	50	142	147	72	20	4	0	0	0	0	444	2	0	20	113	341	285	110	22	6	1	0	0	900						
18:00	1	1	4	44	167	107	28	4	2	0	1	0	0	0	359	1	1	5	26	88	108	60	22	4	2	0	0	0	317	2	2	9	70	255	215	88	26	6	2	1	0	0	676					
19:00	1	1	6	42	127	101	18	7	4	0	0	0	0	0	307	1	1	3	26	69	77	51	12	3	0	0	0	0	243	2	2	9	68	196	178	69	19	7	0	0	0	550						
20:00	0	0	4	43	118	77	21	2	1	1	0	0	0	0	267	0	1	7	19	63	66	25	15	2	1	1	0	0	200	0	1	11	62	181	143	46	17	3	2	1	0	0	467					
21:00	2	0	6	40	73	61	22	4	3	0	0	0	0	0	211	1	0	3	24	28	28	22	8	0	1	1	0	0	116	3	0	9	64	101	89	44	12	3	1	1	0	0	327					
22:00	0	0	1	12	50	52	16	4	2	0	0	0	0	0	137	0	0	0	5	25	29	14	5	1	0	0	0	0	79	0	0	1	17	75	81	30	9	3	0	0	0	216						
23:00	0	0	3	8	37	27	14	0	0	0	0	0	0	0	89	0	1	1	11	25	10	6	8	2	0	0	0	0	64	0	0	1	4	19	62	37	20	8	2	0	0	0	153					
Totals	16	32	218	945	2,258	1,523	357	59	23	3	1	0	0	0	5,435	19	34	112	603	1,804	1,913	1,121	306	68	11	6	1	0	5,998	35	66	330	1,548	4,052	3,436	1,478	365	91	14	7	1	0	11,433					
% of Totals	0%	1%	4%	17%	42%	28%	7%	1%	0%	0%	0%	0%	0%	0%	100%	0%	1%	2%	10%	30%	32%	19%	5%	1%	0%	0%	0%	100%	0%	1%	3%	14%	36%	30%	13%	3%	1%	0%	0%	0%	0%	100%						

STATISTICS	EASTBOUND										Total	WESTBOUND										Total	TOTALS										Total														
	00:00-12:00	%	Peak Hour	Peak Volume	12:00-24:00	%	Peak Hour	Peak Volume	07:00-09:00	%		Peak Hour	Peak Volume	16:00-18:00	%	Peak Hour	Peak Volume	00:00-12:00	%	Peak Hour	Peak Volume		12:00-24:00	%	Peak Hour	Peak Volume	07:00-09:00	%	Peak Hour	Peak Volume	16:00-18:00	%		Peak Hour	Peak Volume	00:00-12:00	%	Peak Hour	Peak Volume	12:00-24:00	%	Peak Hour	Peak Volume	07:00-09:00	%	Peak Hour	Peak Volume
00:00-12:00	3	0%	20	124	386	666	395	66	19	4	0	0	0	0	1683	2	14	44	259	739	777	540	138	38	1	3	1	0	2556	5	34	168	645	1405	1172	606	157	42	1	3	1	0	4239				
%	0%	0%	2%	7%	12%	7%	1%	0%	0%	0%	0%	0%	0%	0%	31%	0%	0%	1%	5%	14%	10%	3%	1%	0%	0%	0%	0%	47%	0%	1%	3%	12%	26%	22%	11%	3%	1%	0%	0%	0%	0%	78%					
Peak Hour	5:30	8:15	8:00	8:00	8:00	8:00	11:30	11:45	6:15	7:45	0:00	0:00	0:00	0:00	8:00	5:30	9:30	7:30	8:15	7:15	8:00	7:30	7:30	7:00	9:30	0:00	3:30	0:00	7:45	5:30	7:30	8:00	8:00	8:00	11:30	7:30	7:30	9:30	0:00	3:30	0:00	0:00	8:00				
Peak Volume	1	13	49	147	179	98	26	4	2	0	0	0	0	0	448	1	4	9	48	152	156	133	34	10	1	1	1	0	518	2	14	56	191	327	215	140	37	10	1	1	1	0	956				
12:00-24:00	13	0%	12	94	559	1592	1128	291	40	19	3	1	0	0	3752	17	20	68	344	1065	1136	581	168	30	10	3	0	0	3442	30	32	162	903	2657	2264	872	208	49	13	4	0	0	7194				
%	0%	0%	2%	10%	29%	21%	5%	1%	0%	0%	0%	0%	0%	0%	69%	0%	0%	1%	6%	20%	21%	11%	3%	1%	0%	0%	0%	63%	1%	1%	3%	17%	49%	42%	16%	4%	1%	0%	0%	0%	0%	132%					
Peak Hour	15:00	13:15	16:00	15:15	17:00	16:30	16:15	19:00	18:15	15:45	18:00	12:00	12:00	0	16:45	15:45	15:30	13:30	16:30	14:15	14:15	16:30	17:45	15:15	16:00	20:30	12:00	14:15	16:00	12:45	16:00	15:15	14:00	16:30	16:30	17:45	18:15	16:00	20:30	12:00	12:00	0	0	16:30			
Peak Volume	5	5	21	86	199	145	46	7	4	1	1	0	0	0	471	5	6	11	53	165	172	83	23	6	3	2	0	0	480	8	9	31	126	345	293	128	27	8	4	2	0	0	937				
07:00-09:00	1	0%	13	63	194	260	108	18	7	2	0	0	0	0	666	0	2	15	90	281	287	226	55	13	0	1	0	0	970	1	15	78	284	541	395	244	62	15	0	1	0	0	1636				
%	0%	0%	1%	4%	5%	2%	0%	0%	0%	0%	0%	0%	0%	0%	12%	0%	0%	0%	2%	5%	5%	4%	1%	0%	0%	0%	0%	18%	0%	0%	1%	5%	10%	7%	4%	1%	0%	0%	0%	0%	0%	0%	30%				

SPEED

Lincoln Village Dr Bet. Bradshaw Rd & Viking Dr

Day: Thursday
Date: 9/21/2023

City: Rancho Cordova
Project #: CA23_070188_001

Time	EASTBOUND										Total	WESTBOUND										Total	TOTALS										Total									
	5 15	15 20	20 25	25 30	30 35	35 40	40 45	45 50	50 55	55 60		60 65	65 70	70 99	5 15	15 20	20 25	25 30	30 35	35 40	40 45		45 50	50 55	55 60	60 65	65 70	70 99	5 15	15 20	20 25	25 30		30 35	35 40	40 45	45 50	50 55	55 60	60 65	65 70	70 99
00:00	0	0	0	1	7	3	0	0	0	0	0	0	11	0	0	0	1	0	0	2	0	0	0	0	0	3	0	0	0	2	7	3	2	0	0	0	0	0	0	0	0	14
00:15	0	0	0	0	5	5	2	0	0	0	0	0	12	0	0	0	3	2	5	1	1	0	0	1	0	13	0	0	0	3	7	10	3	1	0	0	1	0	0	0	25	
00:30	0	0	1	2	4	3	2	0	0	0	0	0	12	0	0	0	3	4	1	2	1	0	0	0	11	0	0	1	5	8	4	4	1	0	0	0	0	0	0	23		
00:45	0	0	0	2	1	6	0	0	0	0	0	0	9	0	0	0	0	1	1	0	1	1	0	0	4	0	0	0	2	2	7	0	1	1	0	0	0	0	0	13		
01:00	0	0	0	2	2	1	0	1	0	0	0	0	6	0	0	1	2	3	2	0	0	0	0	0	9	0	0	1	3	4	4	2	1	0	0	0	0	0	0	15		
01:15	0	0	0	2	1	4	0	0	1	0	0	0	8	0	0	0	1	3	2	1	0	2	0	1	10	0	0	0	3	4	6	1	0	3	0	1	0	0	0	18		
01:30	0	0	1	0	3	3	0	0	0	0	0	0	7	0	0	0	0	3	1	0	0	0	0	4	0	0	1	0	6	4	0	0	0	0	0	0	0	0	0	11		
01:45	0	0	0	1	0	3	0	0	0	0	0	0	4	0	0	0	1	3	0	0	0	0	0	4	0	0	0	2	3	3	0	0	0	0	0	0	0	0	0	8		
02:00	0	0	0	1	0	0	0	0	0	0	0	0	1	0	0	1	0	1	0	0	1	0	0	0	3	0	0	1	1	0	1	0	0	0	0	0	0	0	0	4		
02:15	0	0	2	1	1	2	0	0	0	0	0	0	6	0	0	0	0	1	0	0	0	0	0	1	0	0	2	1	2	2	0	0	0	0	0	0	0	0	0	7		
02:30	0	0	1	1	1	1	0	0	0	0	0	0	4	0	0	1	0	0	2	1	0	0	0	4	0	0	2	1	1	1	2	1	0	0	0	0	0	0	0	8		
02:45	0	0	2	0	1	3	0	0	0	0	0	0	6	0	1	1	0	3	1	0	0	0	0	6	0	1	3	0	4	4	0	0	0	0	0	0	0	0	0	12		
03:00	0	0	0	0	1	0	0	0	0	0	0	0	1	0	0	0	0	3	1	2	0	0	0	6	0	0	0	0	4	1	2	0	0	0	0	0	0	0	0	7		
03:15	0	0	0	1	3	0	0	0	0	0	0	0	4	0	0	0	1	3	2	0	1	0	0	7	0	0	0	2	6	2	0	1	0	0	0	0	0	0	0	11		
03:30	0	0	0	2	1	2	0	0	0	0	0	0	5	0	1	0	1	2	1	2	1	0	0	9	0	1	0	3	3	2	1	1	0	0	0	0	0	0	0	14		
03:45	0	0	0	0	1	0	0	0	0	0	0	0	1	0	0	0	0	2	0	2	1	0	0	5	0	0	0	0	3	0	2	1	0	0	0	0	0	0	0	6		
04:00	0	0	1	1	1	1	0	0	0	0	0	0	4	0	0	0	4	1	4	6	2	0	0	17	0	0	1	5	2	5	6	2	0	0	0	0	0	0	0	21		
04:15	0	0	0	0	2	0	0	1	0	0	0	0	3	0	0	2	1	2	6	0	0	0	12	0	0	2	1	4	6	0	1	0	0	0	0	1	0	0	15			
04:30	0	0	0	3	3	1	0	0	0	0	0	0	10	0	0	1	4	8	5	6	2	1	0	27	0	0	1	7	11	8	7	2	1	0	0	0	0	0	37			
04:45	0	0	0	3	2	0	0	1	0	0	0	0	6	0	0	0	2	5	3	6	0	1	0	17	0	0	0	5	7	3	6	1	1	0	0	0	0	0	23			
05:00	0	0	1	1	2	3	1	0	0	0	0	0	8	0	0	0	1	6	8	8	1	1	0	25	0	0	1	2	8	11	9	1	1	0	0	0	0	0	33			
05:15	0	0	0	1	2	4	1	2	0	0	0	0	10	0	0	0	1	3	12	8	5	3	0	32	0	0	0	2	5	16	9	7	3	0	0	0	0	0	42			
05:30	0	0	0	3	4	4	0	0	0	0	0	0	11	0	1	0	8	16	11	10	2	2	0	50	0	1	0	11	20	15	10	2	2	0	0	0	0	0	61			
05:45	0	0	0	1	2	6	2	0	0	0	0	0	11	0	0	1	4	18	19	10	2	0	0	54	0	0	1	5	20	25	12	2	0	0	0	0	0	0	65			
06:00	0	0	0	0	6	2	4	0	0	0	0	0	12	0	0	2	8	11	21	19	0	0	0	61	0	0	2	8	17	23	23	0	0	0	0	0	0	0	0	73		
06:15	1	0	1	2	10	1	2	1	0	0	0	0	18	1	0	1	5	9	18	17	3	2	0	56	2	0	2	7	19	19	4	2	0	0	0	0	0	0	74			
06:30	0	0	1	3	10	11	1	1	0	0	0	0	27	0	0	2	13	17	26	18	11	2	0	89	0	0	3	16	27	37	19	12	2	0	0	0	0	0	116			
06:45	0	0	4	5	12	11	2	0	0	0	0	0	34	0	1	0	2	23	26	21	8	1	0	82	0	1	4	7	35	37	23	8	1	0	0	0	0	0	116			
07:00	0	0	2	8	12	14	5	2	0	0	0	0	43	0	0	3	14	29	24	22	6	3	0	101	0	0	5	22	41	38	27	8	3	0	0	0	0	0	144			
07:15	0	0	1	6	18	12	4	0	0	0	0	0	41	0	0	2	10	41	33	17	3	3	0	109	0	0	3	16	59	45	21	3	3	0	0	0	0	0	150			
07:30	0	1	8	12	22	12	1	0	0	0	0	0	56	0	2	3	9	32	43	31	7	1	0	128	0	3	11	21	54	55	32	7	1	0	0	0	0	0	184			
07:45	1	0	3	21	29	17	5	2	0	0	0	0	78	0	0	0	13	31	31	37	9	3	0	124	1	0	3	34	60	48	42	11	3	0	0	0	0	0	202			
08:00	0	1	10	32	36	13	1	1	0	0	0	0	94	0	0	3	5	48	43	38	6	0	0	143	0	1	13	37	84	56	39	7	0	0	0	0	0	0	237			
08:15	0	10	16	42	52	16	0	0	1	0	0	0	137	0	0	3	10	33	35	27	12	1	0	122	0	10	19	52	85	51	27	12	2	0	1	0	0	0	259			
08:30	0	0	10	33	47	19	1	0	1	0	0	0	111	0	0	0	17	34	40	29	7	2	0	129	0	0	10	50	81	59	30	7	3	0	0	0	0	0	240			
08:45	0	1	13	40	44	5	1	2	0	0	0	0	106	0	0	1	12	33	38	25	5	0	0	114	0	1	14	52	77	43	26	7	0	0	0	0	0	0	220			
09:00	0	2	6	20	29	11	1	1	0	0	0	0	70	0	0	1	9	38	32	17	6	0	0	103	0	2	7	29	67	43	18	7	0	0	0	0	0	0	173			
09:15	0	0	7	12	19	7	1	0	0	0	0	0	46	0	0	0	10	18	34	15	1	1	0	79	0	0	7	22	37	41	16	1	1	0	0	0	0	0	125			
09:30	0	0	3	9	16	6	3	0	0	0	0	0	47	0	1	1	6	22	28	11	0	0	0	69	0	1	4	15	38	44	14	0	0	0	0	0	0	0	116			
09:45	0	2	5	22	21	11	0	0	0	0	0	0	61	0	0	2	6	24	18	14	6	0	0	70	0	2	7	28	45	29	14	6	0	0	0	0	0	0	131			
10:00	0	1	4	15	17	15	2	1	0	0	0	0	55	0	2	2	10	33	25	17	2	1	0	92	0	3	6	25	50	40	19	3	1	0	0	0	0	0	147			
10:15	0	0	5	5	27	19	5	0	1	0	0	0	62	0	1	1	8	13	21	15	3	2	1	0	65	0	1	6	13	40	40	20	3	3	1	0	0	0	127			
10:30	0	1	4	13	32	25	1	1	0	0	0	0	77	0	0	0	8	35	25	13	7	1	0	89	0	1	4	21	67	50	14	8	1	0	0	0	0	0	166			
10:45	1	0	5	8	26	13	1	2	0	0	0	0	56	0	0	4	13	27	23	13	2	0	0	82	1	0	9	21	53	36	14	4	0	0	0	0	0	0	138			
11:00	0	1	0	8	31	19	5	0	0	0	0	0	64	0	2																											

SPEED

Lincoln Village Dr Bet. Bradshaw Rd & Viking Dr

Day: Thursday
Date: 9/21/2023

City: Rancho Cordova
Project #: CA23_070188_001

Time	EASTBOUND														Total	WESTBOUND														Total	TOTALS														Total
	5	15	20	25	30	35	40	45	50	55	60	65	70	70		5	15	20	25	30	35	40	45	50	55	60	65	70	70		5	15	20	25	30	35	40	45	50	55	60	65	70	70	
	15	20	25	30	35	40	45	50	55	60	65	70	99	15		20	25	30	35	40	45	50	55	60	65	70	99	15	20		25	30	35	40	45	50	55	60	65	70	99				
12:00	0	0	1	15	31	17	10	2	0	0	0	0	0	76	0	0	1	9	27	34	13	2	2	0	0	0	88	0	0	2	24	58	51	23	4	2	0	0	0	164					
12:15	0	1	1	16	41	32	4	1	0	0	0	0	0	96	0	0	3	5	24	33	11	2	2	0	0	0	80	0	1	4	21	65	65	15	3	2	0	0	0	176					
12:30	0	0	1	12	43	18	6	1	0	0	0	0	0	81	0	0	2	8	27	30	8	6	0	1	0	0	82	0	0	3	20	70	48	14	7	0	1	0	0	163					
12:45	0	1	2	11	44	20	5	0	0	0	0	0	0	83	0	2	4	2	21	26	12	6	0	0	0	0	73	0	3	6	13	65	46	17	6	0	0	0	156						
13:00	0	0	2	6	38	23	6	0	0	0	0	0	0	75	2	1	1	13	25	26	16	4	0	1	0	0	89	2	1	3	19	63	49	22	4	0	1	0	0	164					
13:15	0	0	0	12	33	26	7	1	1	0	0	0	0	80	0	0	0	3	18	27	16	3	0	0	0	0	67	0	0	0	15	51	53	23	4	1	0	0	0	147					
13:30	0	3	3	16	27	34	12	0	1	0	0	0	0	96	0	2	2	2	23	33	26	5	1	0	0	0	94	0	5	5	18	50	67	38	5	2	0	0	0	190					
13:45	1	1	3	20	42	33	7	1	0	0	0	0	0	108	0	1	2	10	23	20	19	2	1	0	0	0	78	1	2	5	30	65	53	26	3	1	0	0	0	186					
14:00	0	1	1	9	50	40	6	1	0	0	0	0	0	108	1	0	6	8	37	31	8	6	1	0	0	0	98	1	1	7	17	87	71	14	7	1	0	0	0	206					
14:15	0	0	2	19	38	24	5	1	0	0	0	0	0	89	1	1	1	19	57	60	27	2	0	0	0	0	168	1	1	3	38	95	84	32	3	0	0	0	0	257					
14:30	0	0	2	20	51	29	8	1	0	0	0	0	0	111	0	0	0	8	29	26	11	3	0	0	0	0	77	0	0	2	28	80	55	19	4	0	0	0	0	188					
14:45	0	1	5	12	44	22	6	0	0	0	0	0	0	90	1	0	0	7	39	51	15	5	0	0	0	0	118	1	1	5	19	83	73	21	5	0	0	0	0	208					
15:00	4	0	2	9	33	37	8	1	0	0	0	0	0	94	0	2	6	13	40	35	16	4	0	1	0	0	117	4	2	8	22	73	72	24	5	0	1	0	0	211					
15:15	0	0	0	19	42	30	4	1	0	0	0	0	0	96	1	0	3	12	29	33	14	5	2	0	0	0	99	1	0	3	31	71	63	18	6	2	0	0	0	195					
15:30	0	0	6	15	51	36	3	3	0	0	0	0	0	114	0	2	0	13	37	30	20	5	2	0	0	0	109	0	2	6	28	88	66	23	8	2	0	0	0	223					
15:45	1	0	5	26	50	19	4	0	0	0	0	0	0	105	1	0	1	6	30	41	22	2	1	0	0	0	104	2	0	6	32	80	60	26	2	1	0	0	0	209					
16:00	0	1	4	26	42	27	2	0	1	0	0	0	0	103	1	3	3	9	45	33	16	4	1	0	0	0	115	1	4	7	35	87	60	18	4	2	0	0	0	218					
16:15	0	0	3	11	39	30	9	1	0	0	0	0	0	93	1	1	1	7	26	39	23	3	0	0	0	0	101	1	1	4	18	65	69	32	4	0	0	0	0	194					
16:30	1	1	3	15	35	32	8	1	2	1	0	0	0	99	2	1	2	15	42	32	19	3	0	2	1	0	119	3	2	5	30	77	64	27	4	2	3	1	0	0	218				
16:45	2	0	11	18	47	36	14	1	0	0	0	0	0	129	1	0	4	14	26	31	19	6	1	1	0	0	103	3	0	15	32	73	67	33	7	1	1	0	0	232					
17:00	0	0	4	12	51	38	15	1	0	0	0	0	0	121	0	0	1	14	53	40	18	5	1	0	0	0	132	0	0	5	26	104	78	33	6	1	0	0	0	253					
17:15	0	0	1	19	44	39	8	1	1	0	0	0	0	113	0	0	3	10	29	45	27	6	1	0	0	0	121	0	0	4	29	73	84	35	7	2	0	0	0	234					
17:30	0	0	2	19	47	32	6	0	1	1	0	0	0	108	1	0	2	13	33	30	11	4	1	0	0	0	95	1	0	4	32	80	62	17	4	2	1	0	0	203					
17:45	0	0	6	13	57	29	9	0	0	0	0	0	0	114	1	0	1	13	27	32	16	5	1	0	0	0	96	1	0	7	26	84	61	25	5	1	0	0	0	210					
18:00	0	0	1	8	38	36	10	4	0	0	0	0	0	97	1	1	3	8	21	33	16	6	1	1	0	0	91	1	1	4	16	59	69	26	10	1	1	0	0	188					
18:15	0	0	1	22	44	29	13	0	1	0	0	0	0	110	0	0	1	9	20	25	20	5	1	0	0	0	81	0	0	2	31	64	54	33	5	2	0	0	0	191					
18:30	1	1	2	8	52	21	2	0	1	0	0	0	0	88	0	0	0	2	19	25	11	7	1	0	0	0	65	1	1	2	10	71	46	13	7	2	0	0	0	153					
18:45	0	0	0	6	33	21	3	0	0	0	1	0	0	64	0	0	1	7	28	25	13	4	1	1	0	0	80	0	0	1	13	61	46	16	4	1	1	1	0	0	144				
19:00	0	0	2	10	22	28	5	3	2	0	0	0	0	72	1	0	0	8	15	17	19	4	1	0	0	0	65	1	0	2	18	37	45	24	7	3	0	0	0	137					
19:15	0	0	0	8	25	31	8	1	0	0	0	0	0	73	0	0	1	9	19	24	13	2	1	0	0	0	69	0	0	1	17	44	55	21	3	1	0	0	0	142					
19:30	1	1	4	12	41	16	4	2	1	0	0	0	0	82	0	0	0	7	22	21	9	4	0	0	0	0	63	1	1	4	19	63	37	13	6	1	0	0	0	145					
19:45	0	0	0	12	39	26	1	1	1	0	0	0	0	80	0	1	2	2	13	15	10	2	1	0	0	0	46	0	1	2	14	52	41	11	3	2	0	0	0	126					
20:00	0	0	1	14	42	15	5	1	0	0	0	0	0	78	0	0	2	3	15	22	4	3	2	0	0	0	51	0	0	3	17	57	37	9	4	2	0	0	0	129					
20:15	0	0	1	7	26	17	5	0	0	1	0	0	0	57	0	0	0	6	14	18	7	5	0	1	0	0	51	0	0	1	13	40	35	12	5	0	2	0	0	108					
20:30	0	0	1	10	26	16	8	1	1	0	0	0	0	63	0	1	4	7	25	10	5	4	0	0	1	0	57	0	1	5	17	51	26	13	5	1	0	1	0	0	120				
20:45	0	0	1	12	24	29	3	0	0	0	0	0	0	69	0	0	1	3	9	16	9	3	0	0	0	0	41	0	0	2	15	33	45	12	3	0	0	0	0	110					
21:00	1	0	3	9	12	18	5	1	1	0	0	0	0	50	0	0	1	8	10	7	9	1	0	0	0	0	36	1	0	4	17	22	25	14	2	1	0	0	0	86					
21:15	1	0	2	11	18	16	4	0	0	0	0	0	0	52	1	0	0	4	6	9	3	1	0	1	1	0	26	2	0	2	15	24	25	7	1	0	1	1	0	78					
21:30	0	0	0	7	21	14	8	0	1	0	0	0	0	51	0	0	0	6	8	4	4	3	0	0	0	0	25	0	0	0	13	29	18	12	3	1	0	0	0	76					
21:45	0	0	1	13	22	13	5	3	1	0	0	0	0	58	0	0	2	6	4	8	6	3	0	0	0	0	29	0	0	3	19	26	21	11	6	1	0	0	0	87					
22:00	0	0	0	3	20	17	5	0	0	0	0	0	0	45	0	0	0	2	9	8	6	1	0	0	0	0	26	0	0	0	5	29	25	11	1	0	0	0	0	71					
22:15	0	0	0	1	16	14	5	0	1	0	0	0	0	37	0	0	0	1	9	6	4	1	1	0	0	0	22	0	0	0	2	25	20	9	1	2	0	0	0	59					
22:30	0	0	0	3	11	11	4	2	1	0	0	0	0	32	0	0</																													

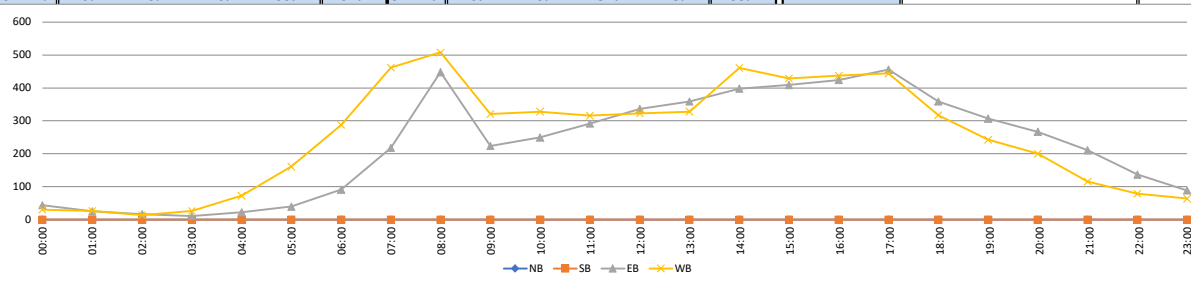
VOLUME

Lincoln Village Dr Bet. Bradshaw Rd & Viking Dr

Day: Thursday
Date: 9/21/2023

City: Rancho Cordova
Project #: CA23_070188_001

DAILY TOTALS						DAILY TOTALS											
						NB	SB	EB	WB	Total							
						0	0	5,435	5,998	11,433							
15-Minutes Interval						Hourly Intervals											
TIME	NB	SB	EB	WB	TOTAL	TIME	NB	SB	EB	WB	TOTAL	TIME	NB	SB	EB	WB	TOTAL
00:00			11	3	14	12:00			76	88	164	00:00 01:00			44	31	75
00:15			12	13	25	12:15			96	80	176	01:00 02:00			25	27	52
00:30			12	11	23	12:30			81	82	163	02:00 03:00			17	14	31
00:45			9	4	13	12:45			83	73	156	03:00 04:00			11	27	38
01:00			6	9	15	13:00			75	89	164	04:00 05:00			23	73	96
01:15			8	10	18	13:15			80	67	147	05:00 06:00			40	161	201
01:30			7	4	11	13:30			96	94	190	06:00 07:00			91	288	379
01:45			4	4	8	13:45			108	78	186	07:00 08:00			218	462	680
02:00			1	3	4	14:00			108	98	206	08:00 09:00			448	508	956
02:15			6	1	7	14:15			89	168	257	09:00 10:00			224	321	545
02:30			4	4	8	14:30			111	77	188	10:00 11:00			250	328	578
02:45			6	6	12	14:45			90	118	208	11:00 12:00			292	316	608
03:00			1	6	7	15:00			94	117	211	12:00 13:00			336	323	659
03:15			4	7	11	15:15			96	99	195	13:00 14:00			359	328	687
03:30			5	9	14	15:30			114	109	223	14:00 15:00			398	461	859
03:45			1	5	6	15:45			105	104	209	15:00 16:00			409	429	838
04:00			4	17	21	16:00			103	115	218	16:00 17:00			424	438	862
04:15			3	12	15	16:15			93	101	194	17:00 18:00			456	444	900
04:30			10	27	37	16:30			99	119	218	18:00 19:00			359	317	676
04:45			6	17	23	16:45			129	103	232	19:00 20:00			307	243	550
05:00			8	25	33	17:00			121	132	253	20:00 21:00			267	200	467
05:15			10	32	42	17:15			113	121	234	21:00 22:00			211	116	327
05:30			11	50	61	17:30			108	95	203	22:00 23:00			137	79	216
05:45			11	54	65	17:45			114	96	210	23:00 00:00			89	64	153
06:00			12	61	73	18:00			97	91	188	STATISTICS					
06:15			18	56	74	18:15			110	81	191						
06:30			27	89	116	18:30			88	65	153	Peak Period	00:00	to	12:00		
06:45			34	82	116	18:45			64	80	144	Volume			1683	2556	4239
07:00			43	101	144	19:00			72	65	137	Peak Hour	8:00	7:45	8:00		
07:15			41	109	150	19:15			73	69	142	Peak Volume			448	518	956
07:30			56	128	184	19:30			82	63	145	Peak Hour Factor			0.818	0.906	0.923
07:45			78	124	202	19:45			80	46	126	Peak Period	12:00	to	00:00		
08:00			94	143	237	20:00			78	51	129	Volume			3752	3442	7194
08:15			137	122	259	20:15			57	51	108	Peak Hour	16:45	14:15	16:30		
08:30			111	129	240	20:30			63	57	120	Peak Volume			471	480	937
08:45			106	114	220	20:45			69	41	110	Peak Hour Factor			0.913	0.714	0.926
09:00			70	103	173	21:00			50	36	86	Peak Period	07:00	to	09:00		
09:15			46	79	125	21:15			52	26	78	Volume			666	970	1636
09:30			47	69	116	21:30			51	25	76	Peak Hour	8:00	7:45	8:00		
09:45			61	70	131	21:45			58	29	87	Peak Volume			448	518	956
10:00			55	92	147	22:00			45	26	71	Peak Hour Factor			0.818	0.906	0.923
10:15			62	65	127	22:15			37	22	59	Peak Period	16:00	to	18:00		
10:30			77	89	166	22:30			32	19	51	Volume			880	882	1762
10:45			56	82	138	22:45			23	12	35	Peak Hour	16:45	16:30	16:30		
11:00			64	83	147	23:00			27	23	50	Peak Volume			471	475	937
11:15			57	77	134	23:15			30	15	45	Peak Hour Factor			0.913	0.900	0.926
11:30			85	65	150	23:30			13	13	26						
11:45			86	91	177	23:45			19	13	32						
TOTALS	0	0	1683	2556	4239	TOTALS	0	0	3752	3442	7194						
SPLIT %	0%	0%	40%	60%	37%	SPLIT %	0%	0%	52%	48%	63%						



SPEED Lincoln Village Dr Bet. Viking Dr & Explorer Dr East

Day: Thursday
Date: 9/21/2023

City: Rancho Cordova
Project #: CA23_070188_002

Time	EASTBOUND														Total	WESTBOUND														Total	TOTALS														Total				
	5	15	20	25	30	35	40	45	50	55	60	65	70	99		5	15	20	25	30	35	40	45	50	55	60	65	70	99		5	15	20	25	30	35	40	45	50	55	60	65	70	99					
	15	20	25	30	35	40	45	50	55	60	65	70	99	15		20	25	30	35	40	45	50	55	60	65	70	99	15	20		25	30	35	40	45	50	55	60	65	70	99								
00:00	0	0	0	6	4	0	0	0	0	0	0	0	0	0	10	0	0	0	1	0	0	0	0	0	0	0	0	0	1	0	0	0	7	4	0	0	0	0	0	0	0	0	0	0	0	11			
00:15	0	0	0	1	2	1	1	0	0	0	0	0	0	0	5	0	0	1	3	3	1	0	0	0	0	0	0	0	9	0	1	1	4	5	2	1	0	0	0	0	0	0	0	0	0	0	14		
00:30	0	0	2	2	2	0	0	0	0	0	0	0	0	6	0	0	1	4	0	1	0	0	0	0	0	0	0	6	0	0	3	6	2	1	0	0	0	0	0	0	0	0	0	0	0	0	12		
00:45	0	0	0	1	2	1	1	0	0	0	0	0	0	5	0	0	2	2	0	1	0	0	0	0	0	0	0	5	0	0	2	3	2	2	1	0	0	0	0	0	0	0	0	0	0	0	10		
01:00	0	0	0	0	0	0	0	1	0	0	1	0	0	2	0	0	1	0	3	0	0	0	0	0	0	0	0	4	0	1	0	0	3	0	0	1	0	0	1	0	0	1	0	0	0	0	6		
01:15	0	0	0	1	1	2	0	0	1	0	0	0	0	5	0	0	0	1	1	1	1	1	0	1	0	0	5	0	0	0	2	2	3	1	0	2	0	0	0	0	0	0	0	0	0	0	10		
01:30	0	0	0	0	1	0	0	0	0	0	0	0	0	1	0	0	1	0	1	0	1	0	0	0	0	0	3	0	1	0	1	1	1	0	0	0	0	0	0	0	0	0	0	0	0	0	4		
01:45	0	0	0	0	0	0	0	0	0	0	0	0	0	0	0	0	2	0	1	0	0	0	0	0	0	0	3	0	0	2	0	1	0	0	0	0	0	0	0	0	0	0	0	0	0	0	3		
02:00	0	0	0	0	0	0	0	0	0	0	0	0	0	0	0	0	0	0	0	0	0	0	0	0	0	0	0	0	0	0	0	0	0	0	0	0	0	0	0	0	0	0	0	0	0	0	0	0	
02:15	0	0	0	2	0	2	0	0	0	0	0	0	0	4	0	0	0	0	0	1	0	0	0	0	0	0	1	0	0	0	2	0	3	0	0	0	0	0	0	0	0	0	0	0	0	0	0	5	
02:30	0	0	0	0	1	1	0	0	0	0	0	0	0	2	0	0	1	0	0	0	0	0	0	0	0	0	1	0	0	0	1	0	1	0	0	0	0	0	0	0	0	0	0	0	0	0	0	3	
02:45	1	0	2	1	0	0	0	0	0	0	0	0	0	4	0	0	1	1	0	0	1	0	0	0	0	0	3	1	1	3	1	0	1	0	0	0	0	0	0	0	0	0	0	0	0	0	0	7	
03:00	0	0	0	0	0	0	0	0	0	0	0	0	0	0	0	0	1	0	1	0	1	0	0	0	0	0	3	0	1	0	1	1	0	0	0	0	0	0	0	0	0	0	0	0	0	0	0	3	
03:15	0	0	1	0	0	1	0	0	0	0	0	0	0	2	0	0	3	0	1	0	1	0	0	0	0	0	5	0	0	4	0	1	1	1	0	0	0	0	0	0	0	0	0	0	0	0	0	7	
03:30	0	0	0	0	2	1	0	0	0	0	0	0	0	3	0	0	2	2	1	2	0	0	0	0	0	0	7	0	0	2	2	3	3	0	0	0	0	0	0	0	0	0	0	0	0	0	0	0	10
03:45	0	0	1	1	0	0	0	0	0	0	0	0	0	2	0	0	0	0	0	1	1	0	0	0	0	0	2	0	0	1	1	0	1	0	1	0	0	0	0	0	0	0	0	0	0	0	0	4	
04:00	0	0	0	1	0	0	0	0	0	0	0	0	0	1	0	1	3	2	1	5	0	0	0	0	0	0	12	0	1	3	3	1	5	0	0	0	0	0	0	0	0	0	0	0	0	0	0	13	
04:15	0	0	0	1	0	0	1	0	0	0	0	0	0	2	0	1	1	1	5	0	0	0	1	0	0	9	0	1	1	2	5	0	1	0	1	0	0	0	0	0	0	0	0	0	0	0	0	11	
04:30	0	0	1	1	2	0	0	0	0	0	0	0	0	4	0	2	0	1	6	3	1	0	0	0	0	13	0	2	1	2	8	3	1	0	0	0	0	0	0	0	0	0	0	0	0	0	17		
04:45	0	0	0	2	1	0	1	0	0	0	0	0	0	4	1	1	0	2	2	4	0	0	0	0	0	10	1	1	0	4	3	4	1	0	0	0	0	0	0	0	0	0	0	0	0	0	14		
05:00	0	0	0	1	2	2	0	0	0	0	0	0	0	3	0	0	0	2	12	3	0	0	0	0	0	17	0	0	0	3	14	3	0	0	0	0	0	0	0	0	0	0	0	0	0	0	20		
05:15	0	0	1	0	3	5	0	0	0	0	0	0	0	9	0	0	2	5	9	6	0	0	0	0	22	0	0	3	5	12	11	0	0	0	0	0	0	0	0	0	0	0	0	0	0	0	31		
05:30	0	0	1	1	3	0	0	1	0	0	0	0	0	6	0	1	3	11	5	2	0	0	0	0	25	0	1	4	4	14	5	2	1	0	0	0	0	0	0	0	0	0	0	0	0	0	31		
05:45	0	0	0	2	2	2	0	1	0	0	0	0	0	7	0	1	2	5	14	5	1	0	0	0	28	0	1	2	7	16	7	1	1	0	0	0	0	0	0	0	0	0	0	0	0	0	35		
06:00	0	0	0	1	3	2	0	0	0	0	0	0	0	6	0	2	3	8	13	10	0	0	0	0	36	0	2	3	9	16	12	0	0	0	0	0	0	0	0	0	0	0	0	0	0	0	0	42	
06:15	0	0	2	5	7	0	0	0	0	0	0	0	0	14	0	1	0	8	15	8	1	0	0	0	33	0	1	2	13	22	8	1	0	0	0	0	0	0	0	0	0	0	0	0	0	0	0	47	
06:30	0	0	1	3	7	4	3	1	1	0	0	0	0	20	0	0	4	15	21	6	1	0	0	0	47	0	0	5	18	28	10	4	1	1	0	0	0	0	0	0	0	0	0	0	0	0	0	67	
06:45	0	1	1	13	13	4	0	0	0	0	0	0	0	32	1	2	8	20	18	5	1	0	0	0	55	1	3	9	33	31	9	1	0	0	0	0	0	0	0	0	0	0	0	0	0	0	0	87	
07:00	0	1	2	6	9	7	0	0	0	0	0	0	0	25	0	2	9	20	26	5	1	0	0	0	63	0	3	11	26	35	12	1	0	0	0	0	0	0	0	0	0	0	0	0	0	0	0	88	
07:15	2	1	1	10	7	5	2	0	0	0	0	0	0	28	0	2	9	21	21	9	1	0	0	0	63	2	3	10	31	28	14	3	0	0	0	0	0	0	0	0	0	0	0	0	0	0	0	91	
07:30	0	0	4	17	13	5	0	0	0	0	0	0	0	39	1	2	3	19	25	14	2	0	0	0	66	1	2	7	36	38	19	2	0	0	0	0	0	0	0	0	0	0	0	0	0	0	105		
07:45	0	1	9	13	18	6	0	1	0	0	0	0	0	48	0	4	7	22	30	10	3	0	0	0	76	0	5	16	35	48	16	3	1	0	0	0	0	0	0	0	0	0	0	0	0	0	124		
08:00	0	1	5	24	17	3	3	0	0	0	0	0	0	53	2	1	13	40	35	11	2	0	0	0	104	2	2	18	64	52	14	5	0	0	0	0	0	0	0	0	0	0	0	0	0	0	0	157	
08:15	2	1	10	16	31	10	1	0	0	0	0	0	0	71	1	3	4	30	37	11	4	0	0	0	90	3	4	14	46	68	21	5	0	0	0	0	0	0	0	0	0	0	0	0	0	0	161		
08:30	0	1	4	21	33	13	2	0	0	0	0	0	0	74	0	1	9	33	24	7	0	0	0	0	74	0	2	13	54	57	20	2	0	0	0	0	0	0	0	0	0	0	0	0	0	0	0	148	
08:45	0	1	6	25	27	13	1	0	0	0	0	0	0	73	1	13	6	17	22	17	2	0	0	0	78	1	14	12	42	49	30	3	0	0	0	0	0	0	0	0	0	0	0	0	0	0	151		
09:00	0	0	4	8	14	12	2	1	0	0	0	0	0	41	0	2	8	18	26	4	4	0	0	0	62	0	2	12	26	40	16	6	1	0	0	0	0	0	0	0	0	0	0	0	0	0	103		
09:15	1	0	2	8	8	5	0	0	0	0	0	0	0	24	0	2	3	13	12	14	0	0	0	0	44	1	2	5	21	20																			

SPEED Lincoln Village Dr Bet. Viking Dr & Explorer Dr East

Day: Thursday
Date: 9/21/2023

City: Rancho Cordova
Project #: CA23_070188_002

Time	EASTBOUND														Total	WESTBOUND														Total	TOTALS														Total
	5	15	20	25	30	35	40	45	50	55	60	65	70	70		5	15	20	25	30	35	40	45	50	55	60	65	70	70		5	15	20	25	30	35	40	45	50	55	60	65	70	70	
12:00	1	0	4	8	15	9	0	0	0	0	0	0	0	0	37	0	1	4	9	19	9	0	0	0	0	0	0	0	42	1	1	8	17	34	18	0	0	0	0	0	0	0	0	79	
12:15	0	0	6	21	22	11	1	1	1	0	0	0	0	0	63	0	0	3	13	22	7	1	0	0	0	0	0	46	0	0	9	34	44	18	2	1	1	0	0	0	0	0	109		
12:30	1	1	6	16	23	11	0	0	0	0	0	0	0	0	58	1	1	5	12	19	6	3	2	0	0	0	0	49	2	2	11	28	42	17	3	2	0	0	0	0	0	107			
12:45	0	1	4	16	22	10	2	0	0	0	0	0	0	0	55	0	1	0	5	12	4	1	0	0	0	0	0	23	0	2	4	21	34	14	3	0	0	0	0	0	0	81			
13:00	0	0	3	16	16	7	1	0	1	0	0	0	0	0	44	1	1	2	10	15	8	0	0	0	0	0	0	37	1	1	5	26	31	15	1	0	1	0	0	0	0	78			
13:15	3	1	4	14	24	6	0	0	1	0	0	0	0	0	53	4	1	3	10	18	6	1	0	0	0	0	0	43	7	2	7	24	42	12	1	0	1	0	0	0	0	96			
13:30	0	0	0	17	22	13	1	0	0	0	0	0	0	0	53	1	3	4	15	19	10	1	0	0	0	0	0	53	1	3	4	32	41	23	2	0	0	0	0	0	0	106			
13:45	1	1	2	17	30	14	1	0	0	0	0	0	0	0	66	0	2	3	14	17	7	4	0	0	0	0	0	47	1	3	5	31	47	21	5	0	0	0	0	0	0	113			
14:00	0	0	7	18	32	15	3	0	0	0	0	0	0	0	75	0	2	6	11	17	10	3	0	0	0	0	0	49	0	2	13	29	49	25	6	0	0	0	0	0	0	124			
14:15	0	2	3	17	33	3	1	0	0	0	0	0	0	0	59	1	6	19	45	41	4	0	0	0	0	0	0	116	1	8	22	62	74	7	1	0	0	0	0	0	0	175			
14:30	0	1	1	17	26	9	0	0	0	0	0	0	0	0	54	1	2	2	12	27	7	0	1	0	0	0	0	52	1	3	3	29	53	16	0	1	0	0	0	0	0	106			
14:45	0	0	0	22	13	8	0	0	0	0	0	0	0	0	43	1	3	4	19	28	5	0	0	0	0	0	0	60	1	3	4	41	41	13	0	0	0	0	0	0	0	103			
15:00	0	0	2	19	20	6	1	0	0	0	0	0	0	0	48	1	2	8	14	20	9	2	0	0	0	0	0	56	1	2	10	33	40	15	3	0	0	0	0	0	0	104			
15:15	0	1	2	21	27	8	1	0	0	0	0	0	0	0	60	0	5	2	13	26	6	1	0	0	0	0	0	53	0	6	4	34	53	14	2	0	0	0	0	0	0	113			
15:30	0	0	5	10	34	14	2	0	0	0	1	0	0	0	66	1	6	6	15	17	12	0	0	0	0	0	0	57	1	6	11	25	51	26	2	0	0	0	1	0	0	0	123		
15:45	0	0	4	18	31	11	2	0	0	0	0	0	0	0	66	1	0	4	19	28	9	5	0	0	0	0	0	66	1	0	4	37	59	20	7	0	0	0	0	0	0	132			
16:00	1	0	4	27	33	5	0	0	0	0	0	0	0	0	70	0	3	9	20	23	7	1	0	0	0	0	0	63	1	3	13	47	56	12	1	0	0	0	0	0	0	133			
16:15	0	2	6	21	24	6	0	2	0	0	0	0	0	0	61	0	0	6	23	21	6	0	0	0	0	0	0	56	0	2	12	44	45	12	0	2	0	0	0	0	0	117			
16:30	0	1	4	25	27	8	2	1	1	0	0	0	0	0	69	0	3	8	19	22	9	3	0	0	0	0	0	64	0	4	12	44	49	17	5	1	1	0	0	0	0	133			
16:45	0	0	1	19	39	7	0	1	0	0	0	0	0	0	67	1	0	7	14	17	9	2	0	0	0	0	0	50	1	0	8	33	56	16	2	1	0	0	0	0	0	117			
17:00	1	2	10	26	31	9	2	0	0	0	0	0	0	0	81	0	3	2	17	20	10	2	0	0	0	0	0	54	1	5	12	43	51	19	4	0	0	0	0	0	0	135			
17:15	1	1	6	23	28	7	1	0	0	0	0	0	0	0	67	0	2	13	35	24	3	2	0	0	0	0	0	79	1	3	19	58	52	10	3	0	0	0	0	0	0	146			
17:30	0	1	10	30	19	9	1	0	0	0	0	0	0	0	70	2	5	3	26	12	2	1	0	0	0	0	0	51	2	6	13	56	31	11	2	0	0	0	0	0	0	121			
17:45	1	1	1	21	32	7	2	0	0	0	0	0	0	0	65	1	1	6	16	21	3	1	0	0	0	0	0	49	2	2	7	37	53	10	3	0	0	0	0	0	0	114			
18:00	0	0	8	21	22	9	1	1	0	0	0	0	0	0	62	0	2	1	18	20	8	0	0	0	0	0	0	49	0	2	9	39	42	17	1	1	0	0	0	0	0	111			
18:15	0	0	4	19	32	14	0	0	0	0	0	0	0	0	69	0	4	7	14	21	6	0	0	0	0	0	0	52	0	4	11	33	53	20	0	0	0	0	0	0	0	121			
18:30	0	1	5	29	10	9	0	0	0	0	0	0	0	0	54	1	2	6	12	14	8	0	0	0	0	0	0	43	1	3	11	41	24	17	0	0	0	0	0	0	0	97			
18:45	0	1	2	8	23	4	3	0	0	0	0	0	0	0	41	1	3	2	14	19	9	1	0	0	0	0	0	49	1	4	4	22	42	13	4	0	0	0	0	0	0	90			
19:00	0	1	7	16	21	6	0	0	0	0	0	0	0	0	51	0	1	14	16	10	1	0	0	0	0	0	0	42	0	2	21	32	31	7	0	0	0	0	0	0	0	0	93		
19:15	0	0	3	14	17	8	0	0	0	0	0	0	0	0	42	0	0	4	24	16	2	1	0	0	0	0	0	47	0	0	7	38	33	10	1	0	0	0	0	0	0	89			
19:30	2	1	8	18	17	6	2	0	0	0	0	0	0	0	54	0	1	2	13	19	4	1	0	0	0	0	0	40	2	2	10	31	36	10	3	0	0	0	0	0	0	94			
19:45	0	0	5	19	15	6	0	1	0	0	0	0	0	0	46	0	2	6	12	8	4	0	0	0	0	0	0	32	0	2	11	31	23	10	0	1	0	0	0	0	0	78			
20:00	1	1	5	11	22	7	1	1	0	0	0	0	0	1	50	1	5	9	10	9	2	0	0	0	0	0	0	36	2	6	14	21	31	9	1	1	0	0	0	0	1	86			
20:15	0	1	4	10	21	9	0	1	0	0	0	0	0	0	46	0	0	4	10	15	2	2	0	0	0	0	0	33	0	1	8	20	36	11	2	1	0	0	0	0	0	79			
20:30	0	0	2	14	8	8	2	0	0	0	0	0	0	0	34	0	0	5	15	5	3	2	0	0	0	0	0	30	0	0	7	29	13	11	4	0	0	0	0	0	0	64			
20:45	0	0	0	14	25	6	0	0	0	0	0	0	0	0	45	0	2	2	7	11	3	0	1	0	0	0	0	26	0	2	2	21	36	9	0	1	0	0	0	0	0	71			
21:00	0	0	3	10	17	5	0	0	0	0	0	0	0	0	35	0	2	3	5	12	3	1	0	0	0	0	0	26	0	2	6	15	29	8	1	0	0	0	0	0	0	61			
21:15	0	0	2	5	17	2	1	1	0	0	0	0	0	0	28	0	0	2	1	4	5	3	0	0	0	0	0	15	0	0	4	6	21	7	4	1	0	0	0	0	0	43			
21:30	1	0	2	14	10	4	1	0	0	0	0	0	0	0	32	0	1	3	4	2	4	0	0	0	0	0	0	14	1	1	5	18	12	8	1	0	0	0	0	0	0	46			
21:45	0	0	2	9	13	5	1	2	0	0	0	0	0	0	32	0	0	3	5	6	1	0	0	0	0	0	0	15	0	0	5	14	19	6	1	2	0	0	0	0	0	47			
22:00	0	0	0	9	12	4	2	0	0	0	0	0	0	0	27	0	0	2	5	6	1	0	0	0	0	0	0	14	0	0	2	14	18	5	2	0	0	0	0	0	0	41			
22:15	0	0	3	3	11	3	2	0	0	0	0	0	0	0	22	0	0	1	9	5	3	0	0	0	0	0	0	18	0	0	4	12	16	6	2	0	0	0	0	0	0	40			
22:30	1	0	0	5	10																																								

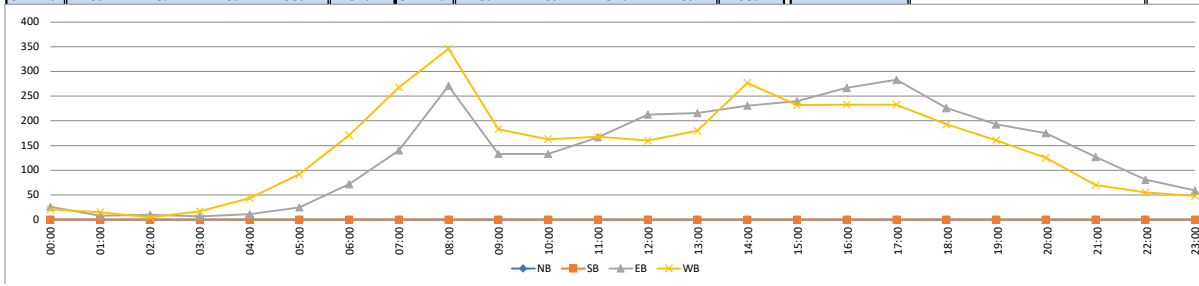
VOLUME

Lincoln Village Dr Bet. Viking Dr & Explorer Dr East

Day: Thursday
Date: 9/21/2023

City: Rancho Cordova
Project #: CA23_070188_002

DAILY TOTALS						DAILY TOTALS											
						NB	SB	EB	WB	Total							
						0	0	3,314	3,460	6,774							
15-Minutes Interval											Hourly Intervals						
TIME	NB	SB	EB	WB	TOTAL	TIME	NB	SB	EB	WB	TOTAL	TIME	NB	SB	EB	WB	TOTAL
00:00			10	1	11	12:00			37	42	79	00:00 01:00			26	21	47
00:15			5	9	14	12:15			63	46	109	01:00 02:00			8	15	23
00:30			6	6	12	12:30			58	49	107	02:00 03:00			10	5	15
00:45			5	5	10	12:45			55	23	78	03:00 04:00			7	17	24
01:00			2	4	6	13:00			44	37	81	04:00 05:00			11	44	55
01:15			5	5	10	13:15			53	43	96	05:00 06:00			25	92	117
01:30			1	3	4	13:30			53	53	106	06:00 07:00			72	171	243
01:45			0	3	3	13:45			66	47	113	07:00 08:00			140	268	408
02:00			0	0	0	14:00			75	49	124	08:00 09:00			271	346	617
02:15			4	1	5	14:15			59	116	175	09:00 10:00			133	183	316
02:30			2	1	3	14:30			54	52	106	10:00 11:00			133	163	296
02:45			4	3	7	14:45			43	60	103	11:00 12:00			167	168	335
03:00			0	3	3	15:00			48	56	104	12:00 13:00			213	160	373
03:15			2	5	7	15:15			60	53	113	13:00 14:00			216	180	396
03:30			3	7	10	15:30			66	57	123	14:00 15:00			231	277	508
03:45			2	2	4	15:45			66	66	132	15:00 16:00			240	232	472
04:00			1	12	13	16:00			70	63	133	16:00 17:00			267	233	500
04:15			2	9	11	16:15			61	56	117	17:00 18:00			283	233	516
04:30			4	13	17	16:30			69	64	133	18:00 19:00			226	193	419
04:45			4	10	14	16:45			67	50	117	19:00 20:00			193	161	354
05:00			3	17	20	17:00			81	54	135	20:00 21:00			175	125	300
05:15			9	22	31	17:15			67	79	146	21:00 22:00			127	70	197
05:30			6	25	31	17:30			70	51	121	22:00 23:00			81	55	136
05:45			7	28	35	17:45			65	49	114	23:00 00:00			59	48	107
06:00			6	36	42	18:00			62	49	111	STATISTICS					
06:15			14	33	47	18:15			69	52	121		NB	SB	EB	WB	TOTAL
06:30			20	47	67	18:30			54	43	97	Peak Period	00:00 to 12:00				
06:45			32	55	87	18:45			41	49	90	Volume			1003	1493	2496
07:00			25	63	88	19:00			51	42	93	Peak Hour	8:00 8:00				
07:15			28	63	91	19:15			42	47	89	Peak Volume			271	346	617
07:30			39	66	105	19:30			54	40	94	Peak Hour Factor			0.916	0.832	0.958
07:45			48	76	124	19:45			46	32	78	Peak Period	12:00 to 00:00				
08:00			53	104	157	20:00			50	36	86	Volume			2311	1967	4278
08:15			71	90	161	20:15			46	33	79	Peak Hour	16:45 14:15				
08:30			74	74	148	20:30			34	30	64	Peak Volume			285	284	531
08:45			73	78	151	20:45			45	26	71	Peak Hour Factor			0.880	0.612	0.909
09:00			41	62	103	21:00			35	26	61	Peak Period	07:00 to 09:00				
09:15			24	44	68	21:15			28	15	43	Volume			411	614	1025
09:30			31	38	69	21:30			32	14	46	Peak Hour	8:00 8:00				
09:45			37	39	76	21:45			32	15	47	Peak Volume			271	346	617
10:00			32	51	83	22:00			27	14	41	Peak Hour Factor			0.916	0.832	0.958
10:15			28	31	59	22:15			22	18	40	Peak Period	16:00 to 18:00				
10:30			46	46	92	22:30			20	13	33	Volume			550	466	1016
10:45			27	35	62	22:45			12	10	22	Peak Hour	16:45 16:30				
11:00			38	36	74	23:00			18	15	33	Peak Volume			285	247	531
11:15			30	48	78	23:15			24	14	38	Peak Hour Factor			0.880	0.782	0.909
11:30			50	37	87	23:30			8	9	17						
11:45			49	47	96	23:45			9	10	19						
TOTALS	0	0	1003	1493	2496	TOTALS	0	0	2311	1967	4278						
SPLIT %	0%	0%	40%	60%	37%	SPLIT %	0%	0%	54%	46%	63%						



SPEED
Lincoln Village Dr Bet. Explorer Dr East & Routier Rd

Day: Thursday
Date: 9/21/2023

City: Rancho Cordova
Project #: CA23_070188_003

Time	EASTBOUND														Total	WESTBOUND														Total	TOTALS														Total	
	5	15	20	25	30	35	40	45	50	55	60	65	70	70		5	15	20	25	30	35	40	45	50	55	60	65	70	70		5	15	20	25	30	35	40	45	50	55	60	65	70	70		
	15	20	25	30	35	40	45	50	55	60	65	70	99	15		20	25	30	35	40	45	50	55	60	65	70	99	15	20		25	30	35	40	45	50	55	60	65	70	99					
00:00	0	0	0	2	5	4	2	1	1	0	0	0	0	0	15	0	0	2	3	6	0	1	0	0	0	0	0	0	12	0	0	4	8	10	2	2	1	0	0	0	0	0	0	0	0	27
01:00	0	0	1	0	0	0	2	1	0	0	0	1	0	0	5	0	0	3	2	2	0	0	3	0	0	0	0	0	10	0	0	4	2	2	2	1	3	0	1	0	0	0	0	0	15	
02:00	0	0	0	2	1	0	0	0	0	0	0	0	0	0	3	0	0	0	1	0	1	0	0	0	0	0	0	2	0	0	0	3	1	1	0	0	0	0	0	0	0	0	0	0	5	
03:00	0	0	1	2	2	1	0	1	0	0	0	0	0	0	7	0	0	2	2	1	0	0	0	0	0	0	0	6	0	0	3	4	3	1	0	1	1	0	0	0	0	0	0	0	13	
04:00	1	0	1	1	3	4	1	0	0	0	0	0	1	0	12	0	1	6	6	4	1	1	0	0	0	0	0	19	1	1	7	7	4	3	5	2	0	0	0	0	0	1	0	0	31	
05:00	0	0	0	4	6	4	1	0	0	0	0	0	0	0	15	0	1	8	14	9	3	1	0	0	0	0	0	36	0	0	1	8	18	15	7	2	0	0	0	0	0	0	0	0	51	
06:00	2	0	5	11	16	16	5	2	0	0	0	0	1	0	58	1	9	16	15	21	9	1	0	0	0	0	0	72	3	9	21	26	37	25	6	2	0	0	0	0	1	0	0	130		
07:00	1	6	15	43	46	19	4	1	0	0	0	0	0	0	135	0	0	19	42	55	23	6	1	0	0	0	0	146	1	6	34	85	101	42	10	2	0	0	0	0	0	0	281			
08:00	1	6	17	29	66	27	8	0	0	0	0	0	0	0	154	0	2	13	81	104	33	9	0	0	0	0	0	242	1	8	30	110	170	60	17	0	0	0	0	0	0	0	396			
09:00	1	2	12	29	36	9	2	2	0	0	0	0	0	0	93	0	1	7	23	35	15	1	1	0	0	0	0	83	1	3	19	52	71	24	3	3	0	0	0	0	0	0	176			
10:00	1	4	5	23	27	21	5	2	1	0	0	0	0	0	89	2	1	10	26	29	24	2	0	0	0	0	0	94	3	5	15	49	56	45	7	2	1	0	0	0	0	0	183			
11:00	0	3	13	27	40	22	3	0	0	0	0	0	0	0	108	0	2	9	23	33	30	3	0	0	0	0	0	100	0	5	22	50	73	52	6	0	0	0	0	0	0	0	208			
12:00	0	7	17	33	52	35	5	3	0	0	0	0	0	0	152	0	0	9	24	35	18	3	2	0	0	0	0	91	0	7	26	57	87	53	8	5	0	0	0	0	0	0	243			
13:00	1	8	17	31	52	28	11	2	0	0	0	0	1	0	151	0	0	12	51	60	20	7	1	0	0	0	0	151	1	8	29	82	112	48	18	3	0	0	0	0	1	0	302			
14:00	1	5	10	38	65	33	6	1	0	0	0	0	0	0	159	0	0	24	70	74	19	5	0	0	0	0	0	192	1	5	34	108	139	52	11	1	0	0	0	0	0	0	351			
15:00	1	2	26	35	48	23	6	0	0	0	0	0	0	0	141	0	1	8	39	58	34	3	1	1	0	0	0	145	1	3	34	74	106	57	9	1	1	0	0	0	0	0	286			
16:00	0	6	17	28	72	37	6	1	0	0	0	0	0	0	167	2	4	7	60	65	30	2	0	1	0	0	0	171	2	10	24	88	137	67	8	1	1	0	0	0	0	0	338			
17:00	1	9	17	37	67	31	13	2	0	0	0	0	0	0	177	0	0	20	49	56	28	2	1	0	0	0	0	156	1	9	37	86	123	59	15	3	0	0	0	0	0	0	333			
18:00	0	6	24	26	36	25	8	1	0	0	0	0	0	0	126	1	1	16	38	48	18	6	0	0	0	0	0	128	1	7	40	64	84	43	14	1	0	0	0	0	0	0	254			
19:00	3	10	23	24	38	19	3	1	0	0	0	0	0	0	121	1	0	24	49	33	15	4	0	0	0	0	0	126	4	10	47	73	71	34	7	1	0	0	0	0	0	0	247			
20:00	0	11	10	26	40	17	5	0	0	0	1	0	0	1	111	0	0	5	18	49	18	2	0	0	0	0	0	92	0	11	15	44	89	35	7	0	0	0	1	0	0	0	1	203		
21:00	0	9	10	13	20	10	1	0	0	0	0	0	0	0	63	0	1	9	11	13	8	1	0	0	0	0	0	43	0	10	19	24	33	18	2	0	0	0	0	0	0	0	0	106		
22:00	1	1	3	12	15	13	1	0	0	0	1	0	0	0	47	0	0	5	13	14	6	1	1	0	0	0	0	40	1	1	8	25	29	19	2	1	0	1	0	0	0	0	0	87		
23:00	0	2	4	8	7	5	4	0	0	0	0	0	0	0	30	0	0	6	10	10	1	1	0	0	0	0	0	28	0	2	10	18	17	6	5	0	0	0	0	0	0	0	0	0	58	
Totals	15	97	250	487	759	403	100	20	1	3	0	3	1	2,139	7	24	240	670	814	354	62	11	3	0	0	0	0	2,185	22	121	490	1,157	1,573	757	162	31	4	3	0	3	1	4,324				
% of Totals	1%	5%	12%	23%	35%	19%	5%	1%	0%	0%		0%	0%	100%	0%	1%	11%	31%	37%	16%	3%	1%	0%			100%	1%	3%	11%	27%	36%	18%	4%	1%	0%	0%		0%	0%		0%	0%	100%			

STATISTICS	EASTBOUND														Total	WESTBOUND														Total											
	00:00 - 12:00	12:00 - 24:00	07:00 - 09:00	16:00 - 18:00	%	Peak Hour	Peak Volume	00:00 - 12:00	12:00 - 24:00	07:00 - 09:00	16:00 - 18:00	%	Peak Hour	Peak Volume		00:00 - 12:00	12:00 - 24:00	07:00 - 09:00	16:00 - 18:00	%	Peak Hour	Peak Volume	00:00 - 12:00	12:00 - 24:00	07:00 - 09:00	16:00 - 18:00	%	Peak Hour	Peak Volume												
	7	21	72	176	247	127	31	9	1	0	2	0	694	3		17	95	238	299	139	25	5	1	0	0	0	822	10	38		167	414	546	266	56	14	2	1	0	2	0
00:00 - 12:00	7	21	72	176	247	127	31	9	1	0	2	0	694	3	17	95	238	299	139	25	5	1	0	0	0	822	10	38	167	414	546	266	56	14	2	1	0	2	0	1516	
%	0%	1%	3%	8%	12%	6%	1%	0%	0%	0%	0%	0%	32%	0%	1%	4%	11%	14%	6%	1%	0%	0%	0%	0%	0%	38%	0%	2%	8%	19%	26%	12%	3%	1%	0%	0%	0%	0%	0%	0%	71%
Peak Hour	5:45	11:45	7:45	7:30	7:30	7:30	11:45	7:15	9:15	0:30	0:00	4:00	0:00	7:30	9:30	6:00	6:30	7:45	7:45	7:45	7:30	0:30	3:00	0:00	0:00	7:45	6:00	7:30	7:45	7:45	7:45	8:00	11:45	3:00	0:30	0:30	4:00	0:00	0:00	7:45	
Peak Volume	2	10	24	49	78	33	9	3	1	1	0	1	0	191	2	9	24	88	111	39	9	3	1	0	0	262	3	10	38	128	157	68	17	5	1	0	1	0	446		
12:00 - 24:00	8	76	178	311	512	276	69	11	0	2	0	1	1,445	4	7	145	432	515	215	37	6	2	0	0	0	1,363	12	83	323	743	1,027	491	106	17	2	2	0	1	1	2,808	
%	0%	4%	8%	15%	24%	13%	3%	1%	0%	0%	0%	0%	68%	0%	0%	7%	20%	24%	10%	2%	0%	0%	0%	0%	64%	1%	4%	15%	35%	48%	23%	5%	1%	0%	0%	0%	0%	0%	0%	131%	
Peak Hour	19:00	16:45	17:45	13:45	15:45	13:30	17:00	12:15	12:00	19:15	12:00	12:45	19:30	17:00	15:45	16:00	18:30	13:30	14:00	15:00	13:15	12:00	15:00	12:00	12:00	14:00	19:00	16:30	18:30	13:30	15:45	16:30	13:00	12:15	15:00	19:15	12:00	12:45	19:30	13:45	
Peak Volume	3	12	29	47	72	43	13	4	0	1	0	1	1	177	2	4	28	71	74	34	8	2	1	0	0	192	4	13	49	116	142	68	18	6	1	1	0	1	1	358	
07:00 - 09:00	2	12	32	72	112	46	12	1	0	0	0	0	0	289	0	2	32	123	159	56	15	1	0	0	0	0	388	2	14	64	195	271	102	27	2	0	0	0	0	0	677
%	0%	1%	1%	3%	5%	2%	1%	0%	0%	0%	0%	0%	14%	0%	0%	1%	6%	7%	3%	1%	0%	0%	0%	0%	0%	18%	0%	1%	3%	9%	13%	5%	1%	0%	0%	0%	0%	0%	0%	0%	32%
Peak Hour	7:15	7:30	7:45	7:30	7:30	7:45	7																																		

SPEED

Lincoln Village Dr Bet. Explorer Dr East & Routier Rd

Day: Thursday
Date: 9/21/2023

City: Rancho Cordova
Project #: CA23_070188_003

Time	EASTBOUND										Total	WESTBOUND										Total	TOTALS										Total											
	5	15	20	25	30	35	40	45	50	55		60	65	70	70	99	5	15	20	25	30		35	40	45	50	55	60	65	70	70	99		5	15	20	25	30	35	40	45	50	55	60
12:00	0	2	1	4	7	6	1	0	0	0	0	0	0	21	0	0	3	6	8	4	2	0	0	0	0	0	0	23	0	2	4	10	15	10	3	0	0	0	0	0	0	0	0	44
12:15	0	2	6	9	15	7	2	2	0	0	0	0	0	43	0	0	2	6	9	4	0	1	0	0	0	0	0	22	0	2	8	15	24	11	2	3	0	0	0	0	0	0	0	65
12:30	0	3	7	10	18	14	0	1	0	0	0	0	0	53	0	0	2	5	9	8	1	1	0	0	0	0	0	26	0	3	9	15	27	22	1	2	0	0	0	0	0	0	79	
12:45	0	0	3	10	12	8	2	0	0	0	0	0	0	35	0	0	2	7	9	2	0	0	0	0	0	0	0	20	0	0	5	17	21	10	2	0	0	0	0	0	0	0	69	
13:00	0	2	1	9	17	4	3	1	0	0	0	0	0	37	0	0	2	9	14	6	1	0	0	0	0	0	0	32	0	2	3	18	31	10	4	1	0	0	0	0	0	0	55	
13:15	0	3	7	3	13	5	3	0	0	0	0	0	0	34	0	0	6	15	22	5	1	0	0	0	0	0	0	49	0	3	13	18	35	10	4	0	0	0	0	0	0	0	83	
13:30	1	1	7	5	7	11	3	1	0	0	0	1	0	37	0	0	1	13	9	6	3	1	0	0	0	0	0	33	1	1	8	18	16	17	6	2	0	0	0	0	1	0	70	
13:45	0	2	2	14	15	8	2	0	0	0	0	0	0	43	0	0	3	14	15	3	2	0	0	0	0	0	0	37	0	2	5	28	30	11	4	0	0	0	0	0	0	0	80	
14:00	0	0	1	8	13	11	2	0	0	0	0	0	0	35	0	0	8	22	15	4	2	0	0	0	0	0	0	51	0	0	9	30	28	15	4	0	0	0	0	0	0	0	86	
14:15	0	1	4	18	20	13	1	0	0	0	0	0	0	57	0	0	8	22	26	6	0	0	0	0	0	0	0	62	0	1	12	40	46	19	1	0	0	0	0	0	0	0	119	
14:30	0	1	3	7	18	4	1	1	0	0	0	0	0	35	0	0	6	10	16	5	1	0	0	0	0	0	0	38	0	1	9	17	34	9	2	1	0	0	0	0	0	0	73	
14:45	1	3	2	5	14	5	2	0	0	0	0	0	0	32	0	0	2	16	17	4	2	0	0	0	0	0	0	41	1	3	4	21	31	9	4	0	0	0	0	0	0	0	73	
15:00	0	0	7	4	9	3	2	0	0	0	0	0	0	25	0	0	2	9	10	11	1	1	0	0	0	0	0	34	0	0	9	13	19	14	3	1	0	0	0	0	0	0	0	59
15:15	0	0	4	12	11	5	1	0	0	0	0	0	0	33	0	0	1	6	13	8	0	0	0	0	0	0	0	28	0	0	5	18	24	13	1	0	0	0	0	0	0	0	61	
15:30	1	1	11	7	14	6	1	0	0	0	0	0	0	41	0	1	4	11	13	9	0	0	0	0	0	0	0	38	1	2	15	18	27	15	1	0	0	0	0	0	0	0	79	
15:45	0	1	4	12	14	9	2	0	0	0	0	0	0	42	0	0	1	13	22	6	2	0	1	0	0	0	0	45	0	1	5	25	36	15	4	0	1	0	0	0	0	0	87	
16:00	0	1	6	9	18	11	2	0	0	0	0	0	0	47	0	1	2	13	18	9	0	0	0	0	0	0	0	43	0	2	8	22	36	20	2	0	0	0	0	0	0	0	0	90
16:15	0	0	5	7	22	5	1	0	0	0	0	0	0	40	1	1	2	18	10	3	1	0	0	0	0	0	0	36	1	1	7	25	32	8	2	0	0	0	0	0	0	0	76	
16:30	0	1	5	8	18	11	1	1	0	0	0	0	0	45	1	1	1	15	20	10	0	0	0	0	0	0	0	48	1	2	6	23	38	21	1	1	0	0	0	0	0	0	93	
16:45	0	4	1	4	14	10	2	0	0	0	0	0	0	35	0	1	2	14	17	8	1	0	1	0	0	0	0	44	0	5	3	18	31	18	3	0	1	0	0	0	0	0	79	
17:00	0	3	4	9	17	9	6	2	0	0	0	0	0	50	0	0	5	9	14	6	0	1	0	0	0	0	0	35	0	3	9	18	31	15	6	3	0	0	0	0	0	0	85	
17:15	1	3	2	6	19	11	3	0	0	0	0	0	0	45	0	0	6	17	19	3	1	0	0	0	0	0	0	46	1	3	8	23	38	14	4	0	0	0	0	0	0	0	91	
17:30	0	2	2	9	17	6	1	0	0	0	0	0	0	37	0	0	6	12	10	9	1	0	0	0	0	0	0	38	0	2	8	21	27	15	2	0	0	0	0	0	0	0	75	
17:45	0	1	9	13	14	5	3	0	0	0	0	0	0	45	0	0	3	11	13	10	0	0	0	0	0	0	0	37	0	1	12	24	27	15	3	0	0	0	0	0	0	0	82	
18:00	0	2	5	10	11	9	4	0	0	0	0	0	0	41	0	0	2	7	12	6	2	0	0	0	0	0	0	29	0	2	7	17	23	15	6	0	0	0	0	0	0	0	70	
18:15	0	1	9	7	9	9	2	0	0	0	0	0	0	37	0	0	3	8	16	5	2	0	0	0	0	0	0	34	0	1	12	15	25	14	4	0	0	0	0	0	0	0	71	
18:30	0	3	6	4	8	3	0	0	0	0	0	0	0	24	0	0	5	12	8	5	2	0	0	0	0	0	0	32	0	3	11	16	16	8	2	0	0	0	0	0	0	0	0	56
18:45	0	0	4	5	8	4	2	1	0	0	0	0	0	24	1	1	6	11	12	2	0	0	0	0	0	0	0	33	1	1	10	16	20	6	2	1	0	0	0	0	0	0	57	
19:00	0	3	8	7	13	4	2	0	0	0	0	0	0	37	0	0	6	15	12	5	0	0	0	0	0	0	0	38	0	3	14	22	25	9	2	0	0	0	0	0	0	0	75	
19:15	0	4	3	4	6	9	0	0	0	0	0	0	0	26	0	0	11	12	4	2	3	0	0	0	0	0	0	32	0	4	14	16	10	11	3	0	0	0	0	0	0	0	58	
19:30	0	1	4	10	11	4	0	0	0	0	0	0	0	30	0	0	4	16	6	6	1	0	0	0	0	0	0	33	0	1	8	26	17	10	1	0	0	0	0	0	0	0	63	
19:45	3	2	8	3	8	2	1	1	0	0	0	0	0	28	1	0	3	6	11	2	0	0	0	0	0	0	0	23	4	2	11	9	19	4	1	1	0	0	0	0	0	0	51	
20:00	0	3	0	7	8	7	2	0	0	1	0	0	0	28	0	0	2	7	12	3	1	0	0	0	0	0	0	25	0	3	2	14	20	10	3	0	0	0	1	0	0	0	53	
20:15	0	3	5	6	11	6	2	0	0	0	0	0	1	34	0	0	1	3	17	6	1	0	0	0	0	0	0	28	0	3	6	9	28	12	3	0	0	0	0	0	0	1	62	
20:30	0	3	3	7	5	2	1	0	0	0	0	0	0	21	0	0	0	1	17	5	0	0	0	0	0	0	0	23	0	3	3	8	22	7	1	0	0	0	0	0	0	0	44	
20:45	0	2	2	6	16	2	0	0	0	0	0	0	0	28	0	0	2	7	3	4	0	0	0	0	0	0	0	16	0	2	4	13	19	6	0	0	0	0	0	0	0	0	44	
21:00	0	3	4	1	5	2	1	0	0	0	0	0	0	16	0	0	6	6	4	3	0	0	0	0	0	0	0	19	0	3	10	7	9	5	1	0	0	0	0	0	0	0	35	
21:15	0	2	5	3	3	3	0	0	0	0	0	0	0	16	0	0	2	3	5	2	1	0	0	0	0	0	0	13	0	2	7	6	8	5	1	0	0	0	0	0	0	0	29	
21:30	0	1	1	3	7	3	0	0	0	0	0	0	0	15	0	0	1	0	1	3	0	0	0	0	0	0	0	5	0	1	2	3	8	6	0	0	0	0	0	0	0	0	20	
21:45	0	3	0	6	5	2	0	0	0	0	0	0	0	16	0	1	0	2	3	0	0	0	0	0	0	0	0	6	0	4	0	8	8	2	0	0	0	0	0	0	0	0	22	
22:00	1	0	1	6	3	3	1	0	0	0	0	0	0	15	0	0	1	5	7	1	0	0	0	0	0	0	0	14	1	0	2	11	10	4	1	0	0	0	0	0	0	0	29	
22:15	0	1	1	0	5	2	0	0	0	0	0	0	0	9	0	0	4	1	3																									

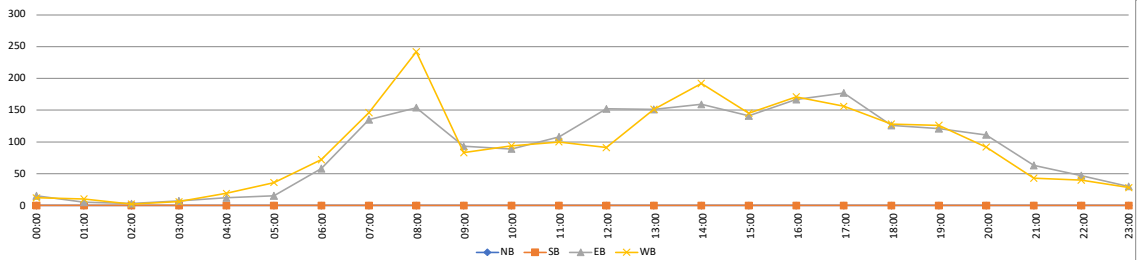
VOLUME

Lincoln Village Dr Bet. Explorer Dr East & Routier Rd

Day: Thursday
Date: 9/21/2023

City: Rancho Cordova
Project #: CA23_070188_003

DAILY TOTALS						NB	SB	EB	WB	Total	DAILY TOTALS							
						0	0	2,139	2,185	4,324								
15-Minutes Interval											Hourly Intervals							
TIME	NB	SB	EB	WB	TOTAL	TIME	NB	SB	EB	WB	TOTAL	TIME	NB	SB	EB	WB	TOTAL	
00:00			3	3	6	12:00			21	23	44	00:00	01:00			15	12	27
00:15			6	4	10	12:15			43	22	65	01:00	02:00			5	10	15
00:30			3	3	6	12:30			53	26	79	02:00	03:00			3	2	5
00:45			3	2	5	12:45			35	20	55	03:00	04:00			7	6	13
01:00			2	3	5	13:00			37	32	69	04:00	05:00			12	19	31
01:15			3	5	8	13:15			34	49	83	05:00	06:00			15	36	51
01:30			0	2	2	13:30			37	33	70	06:00	07:00			58	72	130
01:45			0	0	0	13:45			43	37	80	07:00	08:00			135	146	281
02:00			1	0	1	14:00			35	51	86	08:00	09:00			154	242	396
02:15			1	1	2	14:15			57	62	119	09:00	10:00			93	83	176
02:30			0	0	0	14:30			35	38	73	10:00	11:00			89	94	183
02:45			1	1	2	14:45			32	41	73	11:00	12:00			108	100	208
03:00			0	1	1	15:00			25	34	59	12:00	13:00			152	91	243
03:15			3	3	6	15:15			33	28	61	13:00	14:00			151	151	302
03:30			3	0	3	15:30			41	38	79	14:00	15:00			159	192	351
03:45			1	2	3	15:45			42	45	87	15:00	16:00			141	145	286
04:00			2	6	8	16:00			47	43	90	16:00	17:00			167	171	338
04:15			0	4	4	16:15			40	36	76	17:00	18:00			177	156	333
04:30			4	4	8	16:30			45	48	93	18:00	19:00			126	128	254
04:45			6	5	11	16:45			35	44	79	19:00	20:00			121	126	247
05:00			2	6	8	17:00			50	35	85	20:00	21:00			111	92	203
05:15			3	10	13	17:15			45	46	91	21:00	22:00			63	43	106
05:30			2	11	13	17:30			37	38	75	22:00	23:00			47	40	87
05:45			8	9	17	17:45			45	37	82	23:00	00:00			30	28	58
06:00			4	12	16	18:00			41	29	70	STATISTICS						
06:15			10	15	25	18:15			37	34	71							
06:30			19	19	38	18:30			24	32	56	Peak Period	00:00	to	12:00			
06:45			25	26	51	18:45			24	33	57	Volume				694	822	1516
07:00			15	28	43	19:00			37	38	75	Peak Hour				7:30	7:45	7:45
07:15			19	33	52	19:15			26	32	58	Peak Volume				191	262	446
07:30			46	29	75	19:30			30	33	63	Peak Hour Factor				0.868	0.728	0.832
07:45			55	56	111	19:45			28	23	51	Peak Period	12:00	to	00:00			
08:00			44	90	134	20:00			28	25	53	Volume				1445	1363	2808
08:15			46	59	105	20:15			34	28	62	Peak Hour				17:00	14:00	13:45
08:30			39	57	96	20:30			21	23	44	Peak Volume				177	192	358
08:45			25	36	61	20:45			28	16	44	Peak Hour Factor				0.885	0.774	0.752
09:00			34	23	57	21:00			16	19	35	Peak Period	07:00	to	09:00			
09:15			14	22	36	21:15			16	13	29	Volume				289	388	677
09:30			22	18	40	21:30			15	5	20	Peak Hour				7:30	7:45	7:45
09:45			23	20	43	21:45			16	6	22	Peak Volume				191	262	446
10:00			21	22	43	22:00			15	14	29	Peak Hour Factor				0.868	0.728	0.832
10:15			26	21	47	22:15			9	10	19	Peak Period	16:00	to	18:00			
10:30			29	23	52	22:30			15	7	22	Volume				344	327	671
10:45			13	28	41	22:45			8	9	17	Peak Hour				17:00	16:30	16:30
11:00			31	19	50	23:00			9	7	16	Peak Volume				177	173	348
11:15			20	36	56	23:15			12	10	22	Peak Hour Factor				0.885	0.901	0.935
11:30			25	20	45	23:30			6	6	12							
11:45			32	25	57	23:45			3	5	8							
TOTALS	0	0	694	822	1516	TOTALS	0	0	1445	1363	2808							
SPLIT %	0%	0%	46%	54%	35%	SPLIT %	0%	0%	51%	49%	65%							



SPEED
Old Placerville Rd Bet. Bradshaw Rd & Granby Dr

Day: Thursday
Date: 9/21/2023

City: Rancho Cordova
Project #: CA23_070188_004

Time	EASTBOUND														Total	WESTBOUND														Total	TOTALS														Total
	5	15	20	25	30	35	40	45	50	55	60	65	70	70		5	15	20	25	30	35	40	45	50	55	60	65	70	70		5	15	20	25	30	35	40	45	50	55	60	65	70	70	
	15	20	25	30	35	40	45	50	55	60	65	70	99	15		20	25	30	35	40	45	50	55	60	65	70	99	15	20		25	30	35	40	45	50	55	60	65	70	99				
00:00	0	0	0	0	5	8	5	1	1	1	0	0	0	0	26	0	0	0	1	4	7	15	2	0	0	0	0	31	0	0	0	6	12	12	20	3	3	1	0	0	0	57			
01:00	0	0	0	1	2	4	7	3	3	1	0	0	0	0	21	0	0	0	1	5	4	4	5	1	1	0	0	21	0	0	1	3	9	11	7	8	2	1	0	0	0	42			
02:00	0	0	0	1	2	7	11	7	4	0	0	0	0	0	32	0	0	0	1	3	7	7	3	3	0	0	0	24	0	0	0	2	5	14	18	10	7	0	0	0	0	56			
03:00	0	0	0	1	6	7	16	11	5	3	0	1	0	0	50	0	0	0	1	6	4	11	4	1	2	0	0	29	0	0	0	2	12	11	27	15	6	5	0	1	0	79			
04:00	0	0	0	3	7	13	22	11	8	2	1	0	0	0	67	0	0	0	0	16	15	12	17	8	1	0	0	69	0	0	0	3	23	28	34	28	16	3	1	0	0	136			
05:00	0	2	1	1	16	43	59	37	19	1	0	0	0	0	179	0	0	2	11	24	39	44	20	8	8	0	0	156	0	2	3	12	40	82	103	57	27	9	0	0	0	335			
06:00	0	1	3	7	30	79	127	68	17	4	1	1	0	0	338	0	0	0	11	27	69	65	52	15	5	0	0	244	0	1	3	18	57	148	192	120	32	9	1	1	0	582			
07:00	1	0	0	10	33	128	164	107	23	6	2	0	0	0	474	0	0	0	13	73	162	147	97	23	7	0	0	522	1	0	0	23	106	290	311	204	46	13	2	0	0	996			
08:00	1	0	0	1	24	76	146	196	80	16	5	0	0	0	545	0	0	2	16	80	151	147	66	19	5	1	0	0	487	1	0	3	40	156	297	343	146	35	10	1	0	0	1032		
09:00	1	1	0	14	43	101	92	54	16	6	0	0	0	0	328	1	0	2	12	61	113	94	44	16	5	0	0	348	2	1	2	26	104	214	186	98	32	11	0	0	0	676			
10:00	0	1	7	10	49	84	97	50	12	0	1	0	0	0	311	1	0	1	8	58	102	119	52	10	1	0	0	352	1	1	8	18	107	186	216	102	22	1	1	0	0	663			
11:00	0	0	3	13	57	130	85	37	14	2	1	0	0	0	342	3	1	1	26	61	145	141	47	13	4	1	0	0	443	3	1	4	39	118	275	226	84	27	6	2	0	0	785		
12:00	0	0	3	29	77	169	111	42	10	0	1	0	0	0	442	0	1	1	18	94	206	137	44	11	0	0	0	512	0	1	4	47	171	375	248	86	21	0	1	0	0	954			
13:00	0	0	0	15	82	110	98	46	6	3	1	0	0	0	361	0	0	0	12	67	107	130	63	12	3	0	0	394	0	0	0	27	149	217	228	109	18	6	1	0	0	755			
14:00	0	1	4	11	75	131	102	30	5	0	0	0	0	0	359	0	0	2	14	68	153	159	61	15	2	1	0	1	476	0	1	6	25	143	284	261	91	20	2	1	0	0	835		
15:00	1	0	4	13	55	145	106	46	10	0	0	0	0	0	480	0	0	1	17	56	213	222	89	23	7	1	0	0	629	1	0	5	30	111	358	328	135	33	7	1	0	0	1009		
16:00	1	0	1	20	74	152	128	74	5	2	0	0	0	0	457	0	1	3	26	112	194	190	101	17	6	0	0	0	650	1	1	4	46	186	346	318	175	22	8	0	0	0	1107		
17:00	0	0	3	16	69	167	119	57	11	2	0	0	0	0	444	0	2	2	16	108	195	175	73	24	3	1	1	0	600	0	2	5	32	177	362	294	130	35	5	1	1	0	1044		
18:00	0	0	0	15	74	113	118	37	8	1	0	0	0	0	366	1	1	2	14	56	124	120	49	12	0	0	0	379	1	1	2	29	130	237	238	86	20	1	0	0	0	745			
19:00	0	3	2	22	63	93	62	33	7	2	0	0	0	0	287	1	0	4	16	60	100	82	43	5	1	0	0	312	1	3	6	38	123	193	144	76	12	3	0	0	0	599			
20:00	0	1	3	18	47	60	46	18	11	2	0	0	0	0	206	0	0	2	8	35	85	49	30	6	1	1	0	0	217	0	1	5	26	82	145	95	48	17	3	1	0	0	423		
21:00	0	2	1	11	28	56	36	13	5	1	0	0	0	0	153	1	0	1	13	25	63	51	25	8	1	0	0	0	188	1	2	2	24	53	119	87	38	13	2	0	0	0	341		
22:00	0	0	7	10	27	35	20	1	3	1	0	0	0	0	104	1	1	3	9	23	40	20	13	3	1	0	0	0	114	1	1	10	19	50	75	40	14	6	2	0	0	0	218		
23:00	0	0	2	12	13	18	4	3	0	0	0	0	0	0	70	0	2	5	6	9	18	14	5	6	0	0	0	0	65	0	2	7	18	22	36	32	9	9	0	0	0	0	135		
Totals	5	12	46	283	1,015	1,999	1,841	867	220	44	8	2	0	0	6,342	9	9	34	270	1,131	2,316	2,155	1,005	261	64	6	1	1	7,262	14	21	80	553	2,146	4,315	3,996	1,872	481	108	14	3	1	0	13,604	
% of Totals	0%	0%	1%	4%	16%	32%	29%	14%	3%	1%	0%	0%	0%	0%	100%	0%	0%	0%	4%	16%	32%	30%	14%	4%	1%	0%	0%	100%	0%	0%	1%	4%	16%	32%	29%	14%	4%	1%	0%	0%	0%	0%	100%		

Time	5	15	20	25	30	35	40	45	50	55	60	65	70	70	Total	5	15	20	25	30	35	40	45	50	55	60	65	70	70	Total	5	15	20	25	30	35	40	45	50	55	60	65	70	70	Total
00:00 - 12:00	3	5	16	91	331	750	877	466	136	30	6	2	0	2713	5	1	8	101	418	818	806	409	119	39	2	0	0	2726	8	6	24	192	749	1568	1683	875	255	69	8	2	0	5439			
Peak Hour	8:15	5:00	10:00	11:30	7:45	11:45	7:30	5:45	6:30	6:45	3:00	0:00	0:00	7:45	10:15	10:15	9:30	11:30	7:30	11:45	7:30	7:30	7:15	5:00	7:15	0:00	0:00	7:15	10:15	5:00	10:00	11:30	7:45	11:45	7:30	7:00	7:15	6:30	6:45	3:00	0:00	7:30	7:30		
Peak Volume	2	2	7	25	78	163	198	107	23	7	3	1	0	558	4	1	3	26	100	209	174	97	27	8	1	0	0	595	4	2	8	47	176	372	372	204	48	15	3	1	0	1122			
12:00 - 24:00	2	7	30	192	684	1249	964	401	84	14	2	0	0	3629	4	8	26	169	713	1498	1349	596	142	25	4	1	1	4536	6	15	56	361	1397	2747	2313	997	226	39	6	1	1	8165			
Peak Hour	14:15	18:30	22:00	12:15	12:15	16:30	16:15	16:00	18:15	16:45	12:30	12:00	12:00	16:30	18:30	22:30	22:15	16:15	16:30	16:30	15:30	15:45	17:15	15:15	14:30	17:00	13:45	16:30	18:30	18:30	22:15	16:15	16:30	16:30	15:30	15:45	17:15	15:15	12:30	17:00	13:45	16:30			
Peak Volume	1	3	7	30	86	173	139	74	12	4	2	0	0	473	2	3	7	35	156	230	235	111	26	10	2	1	1	701	2	4	13	56	228	403	342	176	36	10	2	1	1	1174			
07:00 - 09:00	2	0	1	34	109	274	360	187	39	11	2	0	0	1019	0	0	2	29	153	313	294	163	42	12	1	0	0	1009	2	0	3	63	262	587	654	350	81	23	3	0	0	2028			
Peak Hour	7:00	7:00	7:15	8:00	7:45	8:00	6:30	7:00	7:00	7:00	7:00	7:00	7:00	7:45	7:00	7:00	7:45	7:30	7:30	7:15	7:30	7:00	7:15	7:00	7:15	7:00	7:00	7:15	7:00	7:00	7:45	7:45	7:15	7:30	7:00	7:15	7:00	7:15	7:00	7:00	7:30				
Peak Volume	1	0	1	24	78	146	198	107	23	6	2	0	0	558	0	0	2	18	100	197	174	97	27	7	1	0	0	595	1	0	3	41	176	317	372	204	48	13	3	0	0	1122			
16:00 - 18:00	1	0	4	36	143	319	247	131	16	4	0	0	0	901	0	3	5	42	220</																										

SPEED
Old Placerville Rd Bet. Bradshaw Rd & Granby Dr

Day: Thursday
 Date: 9/21/2023

City: Rancho Cordova
 Project #: CA23_070188_004

Time	EASTBOUND										Total	WESTBOUND										Total	TOTALS										Total							
	5 15	15 20	20 25	25 30	30 35	35 40	40 45	45 50	50 55	55 60		60 65	65 70	70 99	5 15	15 20	20 25	25 30	30 35	35 40	40 45		45 50	50 55	55 60	60 65	65 70	70 99	5 15	15 20	20 25	25 30		30 35	35 40	40 45	45 50	50 55	55 60	60 65
00:00	0	0	0	4	1	0	1	0	1	0	0	0	7	0	0	0	0	1	1	8	0	1	0	0	0	11	0	0	0	4	2	1	9	0	2	0	0	0	0	18
00:15	0	0	0	1	5	1	3	1	0	0	0	0	11	0	0	0	0	0	4	1	0	1	0	0	6	0	0	0	1	5	4	1	1	0	0	0	0	0	17	
00:30	0	0	0	0	1	2	1	0	0	0	0	0	4	0	0	0	0	1	2	4	2	0	0	0	9	0	0	0	0	2	4	5	2	0	0	0	0	13		
00:45	0	0	0	0	1	2	0	0	0	1	0	0	4	0	0	0	1	2	0	2	0	0	0	0	5	0	0	0	1	3	2	2	0	0	1	0	0	9		
01:00	0	0	0	0	0	2	1	1	1	0	0	0	5	0	0	0	0	2	0	2	0	0	1	0	5	0	0	0	0	2	2	3	1	1	1	0	0	10		
01:15	0	0	1	1	0	1	0	0	0	0	0	0	3	0	0	0	0	1	1	0	1	0	0	0	3	0	0	1	1	2	0	1	0	0	0	0	0	6		
01:30	0	0	0	1	4	0	0	1	0	0	0	0	6	0	0	0	0	2	1	3	0	0	0	0	8	0	0	0	1	6	2	1	4	0	0	0	0	14		
01:45	0	0	0	0	0	4	2	1	0	0	0	0	7	0	0	0	1	0	1	1	1	1	0	0	5	0	0	0	1	0	5	3	2	1	0	0	0	12		
02:00	0	0	0	0	1	4	3	2	1	0	0	0	11	0	0	0	0	1	1	4	1	2	0	0	9	0	0	0	0	2	5	7	3	3	0	0	0	20		
02:15	0	0	0	1	0	0	2	1	1	0	0	0	5	0	0	0	0	3	2	1	1	0	0	0	7	0	0	0	1	0	3	4	2	2	0	0	0	12		
02:30	0	0	0	0	1	1	3	1	1	0	0	0	7	0	0	0	1	2	1	0	0	0	0	0	6	0	0	0	1	3	3	4	1	1	0	0	0	13		
02:45	0	0	0	0	0	2	3	3	1	0	0	0	9	0	0	0	0	1	0	1	0	0	0	0	2	0	0	0	0	0	3	3	4	1	0	0	0	11		
03:00	0	0	0	0	1	2	2	0	0	0	0	0	5	0	0	0	0	3	1	2	1	0	0	0	7	0	0	0	0	4	3	4	1	0	0	0	0	12		
03:15	0	0	0	0	0	1	7	1	1	1	0	0	11	0	0	0	0	1	1	2	0	1	1	0	6	0	0	0	0	1	2	9	1	2	2	0	0	17		
03:30	0	0	0	0	3	2	3	1	0	0	0	0	9	0	0	0	0	2	0	1	1	0	0	0	4	0	0	0	0	5	2	4	2	0	0	0	0	13		
03:45	0	0	0	1	2	2	4	9	4	2	0	0	25	0	0	0	1	0	2	6	2	0	1	0	12	0	0	0	2	2	4	10	11	4	3	0	1	37		
04:00	0	0	0	0	0	3	3	1	2	0	0	0	9	0	0	0	0	2	1	3	8	1	0	0	15	0	0	0	0	2	4	6	9	3	0	0	0	24		
04:15	0	0	0	3	4	4	2	3	1	0	0	0	17	0	0	0	0	3	2	4	1	1	1	0	12	0	0	0	3	7	6	6	4	2	1	0	0	29		
04:30	0	0	0	0	1	4	6	2	2	2	0	0	17	0	0	0	0	5	8	0	1	2	0	0	16	0	0	0	0	6	12	6	3	4	2	0	0	33		
04:45	0	0	0	0	2	2	11	5	3	0	1	0	24	0	0	0	0	6	4	5	7	4	0	0	26	0	0	0	0	8	6	16	12	7	0	1	0	50		
05:00	0	0	1	0	1	7	3	3	0	0	0	0	22	0	0	1	1	6	12	3	0	2	0	0	26	0	0	2	1	2	13	19	6	3	2	0	0	48		
05:15	0	0	0	0	6	8	12	6	3	0	0	0	35	0	0	0	3	6	7	12	3	2	2	0	35	0	0	0	3	12	15	24	9	5	2	0	0	70		
05:30	0	1	0	1	3	14	18	14	3	0	0	0	54	0	0	1	4	11	14	10	7	3	2	0	52	0	1	1	5	14	28	28	21	6	2	0	0	106		
05:45	0	1	0	0	6	14	22	14	10	1	0	0	68	0	0	0	3	6	12	10	7	3	2	0	43	0	1	0	3	12	26	32	21	13	3	0	0	111		
06:00	0	0	1	2	11	10	22	13	2	1	0	0	62	0	0	0	3	6	13	11	11	6	1	0	51	0	0	1	5	17	23	33	24	8	2	0	0	113		
06:15	0	0	0	0	5	11	28	16	6	1	0	0	67	0	0	0	4	4	17	10	13	3	1	0	52	0	0	0	4	9	28	38	29	9	2	0	0	119		
06:30	0	0	1	3	3	13	33	19	5	2	0	0	79	0	0	0	1	6	19	17	20	2	1	0	66	0	0	1	4	9	32	50	39	7	3	0	0	145		
06:45	0	1	1	2	11	45	44	20	4	0	1	1	130	0	0	0	3	11	20	27	8	4	2	0	75	0	1	1	5	22	65	71	28	8	2	1	1	205		
07:00	1	0	0	4	5	26	44	26	8	3	0	0	117	0	0	0	2	14	28	25	23	5	3	0	100	1	0	0	6	19	54	69	49	13	6	0	0	217		
07:15	0	0	0	3	3	38	31	25	3	2	1	0	106	0	0	0	5	17	36	33	24	7	2	0	124	0	0	0	8	20	74	64	49	10	4	1	0	230		
07:30	0	0	0	0	7	27	42	19	7	1	1	0	104	0	0	0	2	18	52	38	30	5	1	0	146	0	0	0	2	25	79	80	49	12	2	1	0	250		
07:45	0	0	0	3	18	37	47	37	5	0	0	0	147	0	0	0	4	24	46	51	20	6	1	0	152	0	0	0	7	42	83	98	57	11	1	0	0	299		
08:00	0	0	1	11	19	18	57	20	6	1	0	0	133	0	0	1	6	29	63	47	17	9	0	1	173	0	0	2	17	48	81	104	37	15	1	1	0	306		
08:15	0	0	0	6	22	36	52	27	5	2	0	0	150	0	0	0	6	29	27	38	13	1	3	0	117	0	0	0	12	51	63	90	40	6	5	0	0	267		
08:30	0	0	0	3	19	48	40	16	2	0	0	0	128	0	0	1	2	16	35	36	16	5	1	0	112	0	0	1	5	35	83	76	32	7	1	0	0	240		
08:45	1	0	0	4	16	44	47	17	3	2	0	0	134	0	0	0	2	6	26	26	20	4	1	0	85	1	0	0	6	22	70	73	37	7	3	0	0	219		
09:00	1	0	0	3	16	26	30	12	3	3	0	0	94	1	0	0	2	15	30	24	8	7	1	0	88	2	0	0	5	31	56	54	20	10	4	0	0	182		
09:15	0	1	0	4	3	20	23	15	4	1	0	0	71	0	0	0	2	14	30	24	13	3	0	0	86	0	1	0	6	17	50	47	28	7	1	0	0	157		
09:30	0	0	0	3	9	27	17	9	5	0	0	0	70	0	0	0	2	6	21	31	22	9	3	0	94	0	0	2	9	30	58	39	18	8	0	0	0	164		
09:45	0	0	0	4	15	28	22	18	4	2	0	0	93	0	0	0	2	11	22	24	14	3	4	0	80	0	0	0	6	26	50	46	32	7	6	0	0	173		
10:00	0	0	2	2	19	13	21	15	3	0	0	0	75	0	0	0	2	18	21	18	15	5	0	0	79	0	0	2	4	37	34	39	30	8	0	0	0	154		
10:15	0	0	1	4	9	22	19	16	4	0	1	0	76	0	0	1	2	15	37	33	8	2	0	0	98	0	0	2	6	24	59	52	24	6	0	1	0	174		
10:30	0	1	0	2	10	22	29	10	4	0	0	0	78	0	0	0	0	14	23	35	12	1	0	0	85	0	1	0	2	24	45	64	22	5	0	0	0	163		
10:45	0	0	4	2	11	27	28	9	1	0	0	0	82	1	0	0	4	11	21	33	17	2	1	0	90	1	0	4	6	22	48	61	26	3	1	0	0	172		
11:00	0	0	2	3	19	36	18	7	2	1	0	0	88	3	1	0	6	15	31	33	12	5	1	1	108	3	1	2	9	34	67	51	19	7	2	1	0	196		
11:15	0	0	0	0	10	27	20	13	4	1	1	0	76	0	0	0	7	9	45	38	10	1	1	0	111	0														

SPEED

Old Placerville Rd Bet. Bradshaw Rd & Granby Dr

Day: Thursday
Date: 9/21/2023

City: Rancho Cordova
Project #: CA23_070188_004

Time	EASTBOUND										Total	WESTBOUND										Total	TOTALS										Total							
	5 15	15 20	20 25	25 30	30 35	35 40	40 45	45 50	50 55	55 60		60 65	65 70	70 99	5 15	15 20	20 25	25 30	30 35	35 40	40 45		45 50	50 55	55 60	60 65	65 70	70 99	5 15	15 20	20 25	25 30		30 35	35 40	40 45	45 50	50 55	55 60	60 65
12:00	0	0	1	3	11	45	25	10	4	0	0	0	99	0	0	1	4	31	59	38	7	2	0	0	0	142	0	0	2	7	42	104	63	17	6	0	0	0	0	241
12:15	0	0	2	12	23	44	29	11	3	0	0	0	124	0	0	0	5	18	55	43	13	3	0	0	0	137	0	0	2	17	41	99	72	24	6	0	0	0	0	261
12:30	0	0	0	4	16	42	26	10	0	0	0	0	98	0	0	0	4	22	53	27	16	4	0	0	0	126	0	0	0	8	38	95	53	26	4	0	0	0	0	224
12:45	0	0	0	10	27	38	31	11	3	0	1	0	121	0	1	0	5	23	39	29	8	2	0	0	0	107	0	1	0	15	50	77	60	19	5	0	1	0	0	228
13:00	0	0	0	4	20	33	26	8	2	1	0	0	94	0	0	0	4	22	31	32	12	0	0	0	0	101	0	0	0	8	42	64	58	20	2	1	0	0	0	195
13:15	0	0	0	2	12	24	26	12	2	1	1	0	80	0	0	0	3	7	26	31	20	3	1	0	0	91	0	0	0	5	19	50	57	32	5	2	1	0	0	171
13:30	0	0	0	5	20	27	22	12	0	0	0	0	86	0	0	0	4	22	26	37	20	6	0	0	0	115	0	0	0	9	42	53	59	32	6	0	0	0	0	201
13:45	0	0	0	4	30	26	24	14	2	1	0	0	101	0	0	0	1	16	24	30	11	3	2	0	0	87	0	0	0	5	46	50	54	25	5	3	0	0	0	188
14:00	0	0	0	2	16	17	20	5	1	0	0	0	61	0	0	1	3	12	36	41	13	3	0	0	0	109	0	0	1	5	28	53	61	18	4	0	0	0	0	170
14:15	0	0	2	3	20	24	33	6	1	0	0	0	89	0	0	1	6	23	50	37	10	3	0	0	0	130	0	0	3	9	43	74	70	16	4	0	0	0	0	219
14:30	0	1	1	3	18	40	22	6	2	0	0	0	93	0	0	0	4	19	34	36	22	5	2	1	0	124	0	1	1	7	37	74	58	28	7	2	1	0	1	217
14:45	0	0	1	3	21	50	27	13	1	0	0	0	116	0	0	0	1	14	33	45	16	4	0	0	0	113	0	0	1	4	35	83	72	29	5	0	0	0	0	229
15:00	1	0	0	4	15	42	25	10	3	0	0	0	100	0	0	0	4	12	34	54	25	7	0	0	0	136	1	0	0	8	27	76	79	35	10	0	0	0	0	236
15:15	0	0	2	1	13	37	27	11	3	0	0	0	94	0	0	0	11	21	57	47	18	5	1	1	0	161	0	0	2	12	34	94	74	29	8	1	1	0	0	255
15:30	0	0	1	4	13	31	28	19	0	0	0	0	96	0	0	1	1	12	67	63	20	6	3	0	0	173	0	0	2	5	25	98	91	39	6	3	0	0	0	269
15:45	0	0	1	4	14	35	26	6	4	0	0	0	90	0	0	0	1	11	55	58	26	5	3	0	0	159	0	0	1	5	25	90	84	32	9	3	0	0	0	249
16:00	1	0	0	6	18	40	25	19	1	0	0	0	110	0	0	0	4	25	43	59	29	6	3	0	0	169	1	0	0	10	43	83	84	48	7	3	0	0	0	279
16:15	0	0	0	8	22	33	28	22	1	0	0	0	114	0	0	1	3	7	42	55	26	7	0	0	0	141	0	0	1	11	29	75	83	48	8	0	0	0	0	255
16:30	0	0	1	3	16	43	36	18	2	0	0	0	119	0	1	0	11	41	71	41	30	2	2	0	0	199	0	1	1	14	57	114	77	48	4	2	0	0	0	318
16:45	0	0	0	3	18	36	39	15	1	2	0	0	114	0	0	2	8	39	38	35	16	2	1	0	0	141	0	0	2	11	57	74	74	31	3	3	0	0	0	255
17:00	0	0	2	7	11	45	36	10	2	0	0	0	113	0	0	0	13	59	73	53	15	1	0	1	0	215	0	0	2	20	70	118	89	25	3	0	1	0	0	328
17:15	0	0	0	3	27	49	28	17	3	0	0	0	127	0	0	2	1	17	48	54	16	5	3	0	0	146	0	0	2	4	44	97	82	33	8	3	0	0	0	273
17:30	0	0	0	2	6	30	28	18	5	2	0	0	91	0	0	0	1	16	33	46	25	11	0	0	0	132	0	0	0	3	22	63	74	43	16	2	0	0	0	223
17:45	0	0	1	4	25	43	27	12	1	0	0	0	113	0	2	0	1	16	41	22	17	7	0	0	1	107	0	2	1	5	41	84	49	29	8	0	0	1	0	220
18:00	0	0	0	3	16	29	33	8	1	0	0	0	90	0	0	0	5	13	33	33	17	3	0	0	0	104	0	0	0	8	29	62	66	25	4	0	0	0	0	194
18:15	0	0	0	3	20	28	34	10	4	0	0	0	99	0	0	0	2	14	31	32	8	2	0	0	0	89	0	0	0	5	34	59	66	18	6	0	0	0	0	188
18:30	0	0	0	3	21	34	29	11	1	1	0	0	100	0	0	1	3	19	36	36	11	2	0	0	0	108	0	0	1	6	40	70	65	22	3	1	0	0	0	208
18:45	0	0	0	6	17	22	22	8	2	0	0	0	77	1	1	1	4	10	24	19	13	5	0	0	0	78	1	1	1	10	27	46	41	21	7	0	0	0	0	155
19:00	0	1	0	5	15	24	15	12	5	0	0	0	77	0	0	2	2	11	32	24	13	0	0	0	0	84	0	1	2	7	26	56	39	25	5	0	0	0	0	161
19:15	0	2	1	8	15	30	16	7	0	2	0	0	81	1	0	2	6	17	23	29	16	4	0	0	0	98	1	2	3	14	32	53	45	23	4	2	0	0	0	179
19:30	0	0	1	6	14	26	17	8	0	0	0	0	72	0	0	0	2	21	22	14	9	0	1	0	0	69	0	0	1	8	35	48	31	17	0	1	0	0	0	141
19:45	0	0	0	3	19	13	14	6	2	0	0	0	57	0	0	0	6	11	23	15	5	1	0	0	0	61	0	0	0	9	30	36	29	11	3	0	0	0	0	118
20:00	0	0	0	8	11	12	14	2	3	0	0	0	50	0	0	2	3	6	26	11	8	3	1	1	0	61	0	0	2	11	17	38	25	10	6	1	1	0	0	111
20:15	0	0	0	4	13	18	13	9	1	0	0	0	58	0	0	0	3	7	22	13	11	0	0	0	0	56	0	0	0	7	20	40	26	20	1	0	0	0	0	114
20:30	0	0	2	1	14	16	12	6	5	1	0	0	57	0	0	0	2	10	30	17	4	1	0	0	0	64	0	0	2	3	24	46	29	10	6	1	0	0	0	121
20:45	0	1	1	5	9	14	7	1	2	1	0	0	41	0	0	0	0	12	7	8	7	2	0	0	0	36	0	1	1	5	21	21	15	8	4	1	0	0	0	77
21:00	0	1	0	3	10	12	8	6	0	1	0	0	41	0	0	0	3	6	13	14	6	2	0	0	0	44	0	1	0	6	16	25	22	12	2	1	0	0	0	85
21:15	0	0	1	4	8	15	9	4	1	0	0	0	42	0	0	0	6	8	18	8	5	2	0	0	0	47	0	0	1	10	16	33	17	9	3	0	0	0	89	
21:30	0	0	0	1	4	14	13	2	2	0	0	0	36	0	0	0	2	7	16	12	7	1	1	0	0	46	0	0	0	3	11	30	25	9	3	1	0	0	0	82
21:45	0	1	0	3	6	15	6	1	2	0	0	0	34	1	0	1	2	4	16	17	7	3	0	0	0	51	1	1	1	5	10	31	23	8	5	0	0	0	0	85
22:00	0	0	2	3	6	8	7	0	1	0	0	0	27	0	0	1	2	7	16	2	3	0	0	0	0	31	0	0	3	5	13	24	9	3	1	0	0	0	0	58
22:15	0	0	0	1	7	8	2	1	1	1	0	0	21	0	0	0	2	6	11	14	7	1	1	0	0	42	0	0	0	3	13	19	16	8	2	2	0	0	0	63
22:30	0	0	1	1	12	10	4	0	0	0	0	0	28	0	0	0	2	4	8	4	1	1	0	0	0															

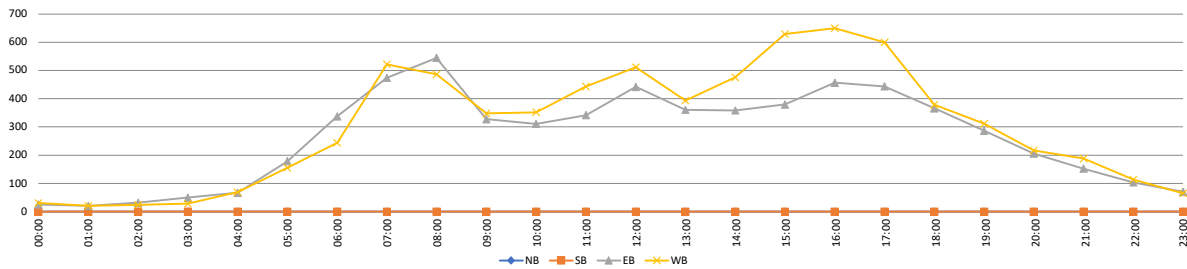
VOLUME

Old Placerville Rd Bet. Bradshaw Rd & Granby Dr

Day: Thursday
Date: 9/21/2023

City: Rancho Cordova
Project #: CA23_070188_004

DAILY TOTALS						NB	SB	EB	WB	Total	DAILY TOTALS						
						0	0	6,342	7,262	13,604							
15-Minutes Interval						Hourly Intervals											
TIME	NB	SB	EB	WB	TOTAL	TIME	NB	SB	EB	WB	TOTAL	TIME	NB	SB	EB	WB	TOTAL
00:00			7	11	18	12:00			99	142	241	00:00 01:00			26	31	57
00:15			11	6	17	12:15			124	137	261	01:00 02:00			21	21	42
00:30			4	9	13	12:30			98	126	224	02:00 03:00			32	24	56
00:45			4	5	9	12:45			121	107	228	03:00 04:00			50	29	79
01:00			5	5	10	13:00			94	101	195	04:00 05:00			67	69	136
01:15			3	3	6	13:15			80	91	171	05:00 06:00			179	156	335
01:30			6	8	14	13:30			86	115	201	06:00 07:00			338	244	582
01:45			7	5	12	13:45			101	87	188	07:00 08:00			474	522	996
02:00			11	9	20	14:00			61	109	170	08:00 09:00			545	487	1032
02:15			5	7	12	14:15			89	130	219	09:00 10:00			328	348	676
02:30			7	6	13	14:30			93	124	217	10:00 11:00			311	352	663
02:45			9	2	11	14:45			116	113	229	11:00 12:00			342	443	785
03:00			5	7	12	15:00			100	136	236	12:00 13:00			442	512	954
03:15			11	6	17	15:15			94	161	255	13:00 14:00			361	394	755
03:30			9	4	13	15:30			96	173	269	14:00 15:00			359	476	835
03:45			25	12	37	15:45			90	159	249	15:00 16:00			380	629	1009
04:00			9	15	24	16:00			110	169	279	16:00 17:00			457	650	1107
04:15			17	12	29	16:15			114	141	255	17:00 18:00			444	600	1044
04:30			17	16	33	16:30			119	199	318	18:00 19:00			366	379	745
04:45			24	26	50	16:45			114	141	255	19:00 20:00			287	312	599
05:00			22	26	48	17:00			113	215	328	20:00 21:00			206	217	423
05:15			35	35	70	17:15			127	146	273	21:00 22:00			153	188	341
05:30			54	52	106	17:30			91	132	223	22:00 23:00			104	114	218
05:45			68	43	111	17:45			113	107	220	23:00 00:00			70	65	135
06:00			62	51	113	18:00			90	104	194	STATISTICS					
06:15			67	52	119	18:15			99	89	188		NB	SB	EB	WB	TOTAL
06:30			79	66	145	18:30			100	108	208	Peak Period	00:00 to 12:00				
06:45			130	75	205	18:45			77	78	155	Volume			2713	2726	5439
07:00			117	100	217	19:00			77	84	161	Peak Hour			7:45	7:15	7:30
07:15			106	124	230	19:15			81	98	179	Peak Volume			558	595	1122
07:30			104	146	250	19:30			72	69	141	Peak Hour Factor			0.930	0.860	0.917
07:45			147	152	299	19:45			57	61	118	Peak Period	12:00 to 00:00				
08:00			133	173	306	20:00			50	61	111	Volume			3629	4536	8165
08:15			150	117	267	20:15			58	56	114	Peak Hour			16:30	16:30	16:30
08:30			128	112	240	20:30			57	64	121	Peak Volume			473	701	1174
08:45			134	85	219	20:45			41	36	77	Peak Hour Factor			0.931	0.815	0.895
09:00			94	88	182	21:00			41	44	85	Peak Period	07:00 to 09:00				
09:15			71	86	157	21:15			42	47	89	Volume			1019	1009	2028
09:30			70	94	164	21:30			36	46	82	Peak Hour			7:45	7:15	7:30
09:45			93	80	173	21:45			34	51	85	Peak Volume			558	595	1122
10:00			75	79	154	22:00			27	31	58	Peak Hour Factor			0.930	0.860	0.917
10:15			76	98	174	22:15			21	42	63	Peak Period	16:00 to 18:00				
10:30			78	85	163	22:30			28	20	48	Volume			901	1250	2151
10:45			82	90	172	22:45			28	21	49	Peak Hour			16:30	16:30	16:30
11:00			88	108	196	23:00			20	19	39	Peak Volume			473	701	1174
11:15			76	111	187	23:15			23	17	40	Peak Hour Factor			0.931	0.815	0.895
11:30			91	104	195	23:30			12	15	27						
11:45			87	120	207	23:45			15	14	29						
TOTALS	0	0	2713	2726	5439	TOTALS	0	0	3629	4536	8165						
SPLIT %	0%	0%	50%	50%	40%	SPLIT %	0%	0%	44%	56%	60%						



SPEED
Old Placerville Rd Bet. Granby Dr & Happy Ln

Day: Thursday
 Date: 9/21/2023

City: Rancho Cordova
 Project #: CA23_070188_005

Time	EASTBOUND														Total	WESTBOUND														Total	TOTALS														Total
	5	15	20	25	30	35	40	45	50	55	60	65	70	70		5	15	20	25	30	35	40	45	50	55	60	65	70	70		5	15	20	25	30	35	40	45	50	55	60	65	70	70	
	15	20	25	30	35	40	45	50	55	60	65	70	99	15		20	25	30	35	40	45	50	55	60	65	70	99	15	20		25	30	35	40	45	50	55	60	65	70	99				
00:00	0	0	0	0	1	4	3	4	6	2	0	1	0	0	21	0	0	0	0	5	7	11	4	3	1	0	0	0	31	0	0	0	1	9	10	15	10	5	1	1	0	0	52		
01:00	0	0	0	0	0	2	3	4	5	2	2	0	0	0	18	0	0	1	0	2	2	2	4	4	1	0	0	1	17	0	0	1	0	4	5	6	9	6	3	0	0	1	35		
02:00	0	0	0	0	0	0	1	5	13	5	3	0	0	0	27	0	0	0	0	6	2	10	1	2	0	0	0	21	0	0	0	0	7	7	23	6	5	0	0	0	0	48			
03:00	1	0	0	1	1	4	11	17	8	7	1	2	1	1	54	0	0	0	0	2	5	7	8	4	0	2	0	28	1	0	0	1	3	9	18	25	12	7	3	2	1	82			
04:00	0	0	0	4	2	5	15	15	10	5	3	0	0	0	59	0	0	1	0	1	8	17	20	11	4	1	0	63	0	0	1	4	3	13	32	35	21	9	4	0	0	122			
05:00	0	1	1	4	4	9	10	35	62	40	10	1	0	1	174	0	0	2	6	10	11	47	24	17	5	2	1	125	0	1	3	10	19	21	82	86	57	15	3	1	1	299			
06:00	1	0	2	9	23	31	79	98	42	17	1	0	0	303	0	0	4	7	9	39	97	79	29	5	2	0	271	1	0	6	16	32	70	176	177	71	22	3	0	0	574				
07:00	1	0	0	3	40	62	147	150	68	13	1	1	0	486	1	0	3	18	15	74	155	138	51	7	3	0	465	2	0	3	21	55	136	302	288	119	20	4	1	0	951				
08:00	1	0	2	5	28	81	167	151	51	11	0	0	0	497	0	0	5	19	26	87	197	126	42	3	1	0	506	1	0	7	24	54	168	364	277	93	14	1	0	0	1003				
09:00	2	0	1	11	20	60	115	103	50	9	1	0	0	372	0	2	3	11	16	51	101	59	28	2	0	0	273	2	2	4	22	36	111	216	162	78	11	1	0	0	645				
10:00	1	0	0	6	20	54	99	97	29	6	3	0	0	315	1	0	2	14	20	85	117	66	13	4	1	0	323	2	0	2	20	40	139	216	163	42	10	4	0	0	638				
11:00	0	0	0	7	23	57	110	89	32	14	1	1	0	334	0	0	1	14	41	62	158	112	31	6	1	0	426	0	0	1	21	64	119	268	201	63	20	2	1	0	760				
12:00	1	1	0	10	31	66	133	99	35	8	1	1	0	386	0	1	0	17	44	109	191	94	18	1	0	0	475	1	2	0	27	75	175	324	193	53	9	1	1	0	861				
13:00	0	0	1	15	25	44	127	87	29	6	0	1	0	335	2	0	0	13	39	77	115	85	33	5	0	0	369	2	0	1	28	64	121	242	172	62	11	0	1	0	704				
14:00	0	0	1	15	32	52	137	87	23	2	1	0	0	350	0	0	2	12	28	74	157	135	27	9	0	0	444	0	0	3	27	60	126	294	222	50	11	1	0	0	794				
15:00	0	0	4	21	22	72	114	115	48	14	2	0	0	412	0	1	5	27	41	88	197	146	56	11	0	0	572	0	1	9	48	63	160	311	261	104	25	2	0	0	984				
16:00	1	0	4	20	25	74	165	140	40	12	2	0	0	483	1	1	3	20	32	104	197	180	54	7	0	1	600	2	1	7	40	57	178	362	320	94	19	2	1	0	1083				
17:00	0	0	1	4	16	51	141	167	50	5	3	1	0	439	0	1	2	16	21	76	231	167	44	10	1	0	569	0	1	3	20	37	127	372	334	94	15	4	1	0	1008				
18:00	1	0	0	6	23	43	104	97	40	12	0	0	0	326	0	0	1	17	21	62	119	100	33	3	2	0	358	1	0	1	23	44	105	223	197	73	15	2	0	0	684				
19:00	2	1	2	11	29	31	78	73	25	5	1	0	0	258	0	2	7	17	22	56	103	68	9	2	0	0	286	2	3	9	28	51	87	181	141	34	7	1	0	0	544				
20:00	1	0	0	3	9	28	50	54	13	3	3	0	0	164	0	1	1	12	21	34	70	44	14	5	1	0	203	1	1	1	15	30	62	120	98	27	8	4	0	0	367				
21:00	0	0	0	3	5	23	40	30	12	4	0	1	0	118	0	1	5	10	17	35	56	37	11	1	1	0	174	0	1	5	13	22	58	96	67	23	5	1	1	0	292				
22:00	0	0	0	3	4	12	23	19	9	2	2	0	0	74	0	0	2	1	6	24	29	24	11	1	0	0	99	0	0	2	4	10	36	52	43	20	3	2	0	0	173				
23:00	0	0	0	2	1	6	18	18	7	1	0	0	0	53	0	0	0	2	4	8	20	9	10	1	3	0	0	57	0	0	0	4	5	14	38	27	17	2	3	0	0	110			
Totals	13	3	19	164	394	873	1,921	1,792	670	171	28	8	2	6,058	5	10	50	253	443	1,184	2,396	1,739	554	96	21	2	2	6,755	18	13	69	417	837	2,057	4,317	3,531	1,224	267	49	10	4	12,813			
% of Totals	0%	0%	0%	3%	7%	14%	32%	30%	11%	3%	0%	0%	0%	100%	0%	0%	1%	4%	7%	18%	35%	26%	8%	1%	0%	0%	100%	0%	0%	1%	3%	7%	16%	34%	28%	10%	2%	0%	0%	0%	100%				

STATISTICS	EASTBOUND														Total	WESTBOUND														Total	TOTALS														Total		
	00:00-12:00	%	Peak Hour	Peak Volume	12:00-24:00	%	Peak Hour	Peak Volume	07:00-09:00	%	Peak Hour	Peak Volume	16:00-18:00	%		Peak Hour	Peak Volume	00:00-12:00	%	Peak Hour	Peak Volume	12:00-24:00	%	Peak Hour	Peak Volume	07:00-09:00	%	Peak Hour	Peak Volume		16:00-18:00	%	Peak Hour	Peak Volume	00:00-12:00	%	Peak Hour	Peak Volume	12:00-24:00	%	Peak Hour	Peak Volume	07:00-09:00	%		Peak Hour	Peak Volume
00:00-12:00	7	1	6	51	172	371	791	806	339	97	13	4	2	2660	2	2	22	89	147	437	911	650	234	40	13	1	1	2549	9	3	28	140	319	808	1702	1456	573	137	26	5	3	5209					
%	0%	0%	0%	1%	3%	6%	13%	13%	6%	2%	0%	0%	0%	44%	0%	0%	0%	1%	2%	7%	15%	11%	4%	1%	0%	0%	0%	42%	0%	0%	0%	2%	5%	13%	28%	24%	9%	2%	0%	0%	0%	86%					
Peak Hour	9:15	4:45	5:45	9:00	6:45	7:45	8:15	7:45	7:00	7:30	3:00	3:00	3:00	7:45	6:45	9:00	6:30	7:30	10:45	11:45	7:45	7:15	7:15	6:30	6:45	4:45	0:30	7:30	6:45	9:00	6:30	7:30	10:45	7:45	7:45	7:15	7:15	6:30	6:45	3:00	0:30	7:45					
Peak Volume	3	1	2	11	41	87	170	161	68	18	3	2	1	524	1	2	6	27	42	102	232	159	56	9	5	1	1	573	3	2	8	31	68	180	395	315	122	24	6	2	1	1091					
12:00-24:00	6	2	13	113	222	502	1130	986	331	74	15	4	0	3398	3	8	28	164	296	747	1485	1089	320	56	8	1	1	4206	9	10	41	277	518	1249	2615	2075	651	130	23	5	1	7604					
%	0%	0%	0%	2%	4%	8%	19%	16%	5%	1%	0%	0%	0%	56%	0%	0%	0%	3%	5%	12%	25%	18%	5%	1%	0%	0%	69%	0%	0%	1%	5%	9%	21%	43%	34%	11%	2%	0%	0%	0%	126%						
Peak Hour	18:30	12:00	15:00	15:45	14:00	15:15	16:00	16:45	17:30	15:00	16:30	12:00	12:00	16:00	12:45	19:15	19:15	14:45	12:00	16:30	15:45	15:30	15:30	22:45	15:45	22:00	16:30	12:45	18:30	19:15	14:45	12:00	15:15	16:30	15:30	15:00	16:45	16:30	22:00	16:30							
Peak Volume	2	1	4	24	32	89	165	173	51	14	4	1	0	483	2	3	8	27	44	109	255	200	59	13	3	1	1	639	2	3	10	49	75	190	417	346	105	25	5	2	1	1119					
07:00-09:00	2	0	2	8	68	143	314	301	119	24	1	1	0	983	1	0	8	37	41	161	352	264	93	10	4	0	0	971	3	0	10	45	109	304	666	565	212	34	5	1	0	1954					
%	0%	0%	0%	0%	1%	2%	5%	2%	0%	0%	0%	0%	0%	16%	0%	0%	0%	1%	1%	3%	6%	4%	2%	0%	0%	0%	16%	0%	0%	0%	1%	2%	5%	11%	9%	3%	1%	0%	0%	0%	32%						
Peak Hour	7:00	7:00	7:45	8:00	7:00	7:45	8:00	7:45	7:00	7:30	7:00	7:00	7:00	7:45	7:00	7:00	8:00																														

SPEED
Old Placerville Rd Bet. Granby Dr & Happy Ln

Day: Thursday
 Date: 9/21/2023

City: Rancho Cordova
 Project #: CA23_070188_005

Time	EASTBOUND														Total	WESTBOUND														Total	TOTALS														Total
	5 15	15 20	20 25	25 30	30 35	35 40	40 45	45 50	50 55	55 60	60 65	65 70	70 75	75 80		5 15	15 20	20 25	25 30	30 35	35 40	40 45	45 50	50 55	55 60	60 65	65 70	70 75	75 80		5 15	15 20	20 25	25 30	30 35	35 40	40 45	45 50	50 55	55 60	60 65	65 70	70 75	75 80	
00:00	0	0	0	0	1	1	1	0	0	0	1	0	0	5	0	0	0	0	1	3	3	1	1	1	0	0	10	0	0	0	0	2	4	4	2	1	1	1	1	0	0	15			
00:15	0	0	0	0	2	2	2	1	2	0	0	0	9	0	0	0	0	2	3	2	0	1	0	0	0	8	0	0	0	0	4	5	4	1	3	0	0	0	0	17					
00:30	0	0	0	1	1	0	2	0	0	0	0	0	4	0	0	0	0	1	0	5	2	1	0	0	9	0	0	0	1	2	0	5	4	1	3	0	0	0	13						
00:45	0	0	0	0	0	0	1	2	0	0	0	0	3	0	0	0	0	1	1	1	1	0	0	0	4	0	0	0	0	1	1	2	3	0	0	0	0	7							
01:00	0	0	0	0	0	1	2	2	1	0	0	0	6	0	0	1	0	1	1	1	1	0	1	0	0	5	0	0	1	0	2	3	2	2	0	0	0	11							
01:15	0	0	0	0	1	2	0	0	0	0	0	0	3	0	0	0	0	1	0	0	1	0	0	0	3	0	0	0	0	1	3	0	0	1	0	0	1	6							
01:30	0	0	0	0	1	0	1	1	0	0	0	0	3	0	0	0	0	1	1	1	2	0	0	0	6	0	0	0	2	1	2	2	2	0	0	0	9								
01:45	0	0	0	0	0	1	2	2	0	1	0	0	6	0	0	0	0	0	0	2	1	0	0	0	3	0	0	0	0	1	2	4	1	1	0	0	9								
02:00	0	0	0	0	0	0	4	4	2	0	0	0	10	0	0	0	0	0	2	3	0	2	0	0	7	0	0	0	0	0	6	7	2	2	0	0	17								
02:15	0	0	0	0	0	0	2	0	2	0	0	0	4	0	0	0	0	4	0	4	0	0	0	0	8	0	0	0	0	4	0	6	0	2	0	0	12								
02:30	0	0	0	0	0	0	0	3	1	0	0	0	4	0	0	0	0	2	0	1	0	0	0	3	0	0	0	0	2	0	4	1	0	0	0	7									
02:45	0	0	0	0	0	1	1	4	2	1	0	0	9	0	0	0	0	0	0	2	1	0	0	3	0	0	0	0	0	1	1	6	3	1	0	0	12								
03:00	0	0	0	0	0	2	1	1	0	0	0	0	4	0	0	0	0	2	2	1	1	0	0	0	7	0	0	0	2	4	2	1	0	0	0	11									
03:15	0	0	0	0	1	0	2	6	1	1	0	1	12	0	0	0	0	1	2	1	1	0	1	0	6	0	0	0	1	1	4	7	2	1	1	1	18								
03:30	1	0	0	0	0	1	5	4	1	0	0	0	12	0	0	0	0	1	1	1	1	0	0	4	1	0	0	0	2	6	5	2	0	0	0	16									
03:45	0	0	0	1	0	1	3	6	6	6	1	1	26	0	0	0	0	1	3	5	1	0	1	0	11	0	0	0	1	0	2	6	11	7	6	2	1	37							
04:00	0	0	0	1	0	1	2	1	2	2	0	0	9	0	0	1	0	0	1	4	6	4	0	0	16	0	0	1	1	0	2	6	7	6	2	0	0	25							
04:15	0	0	0	2	1	1	3	1	0	0	0	0	9	0	0	0	0	5	3	1	1	0	1	0	11	0	0	0	2	1	6	4	4	2	0	1	0	20							
04:30	0	0	0	0	0	3	6	3	4	1	2	0	19	0	0	0	0	1	2	4	2	3	0	0	12	0	0	0	0	4	8	7	6	4	2	0	0	31							
04:45	0	0	0	1	1	0	6	8	3	2	1	0	22	0	0	0	0	1	1	8	9	4	1	0	24	0	0	0	1	2	1	14	17	7	3	1	0	46							
05:00	0	0	1	0	1	1	3	9	3	2	0	0	21	0	0	0	0	1	9	1	3	1	1	0	16	0	0	1	0	2	12	10	6	3	1	0	1	37							
05:15	0	0	0	1	0	1	5	10	14	3	0	0	34	0	0	0	3	0	2	5	7	2	2	0	22	0	0	0	4	0	3	10	17	16	5	1	0	56							
05:30	0	1	0	3	5	4	13	20	8	3	0	0	57	0	0	2	2	7	3	15	14	4	0	0	48	0	1	2	5	12	7	28	34	12	3	0	1	105							
05:45	0	0	0	0	3	4	14	23	15	2	1	0	62	0	0	0	1	3	5	18	2	8	2	0	39	0	0	0	1	6	9	32	25	23	4	1	0	101							
06:00	0	0	0	1	3	3	12	16	7	5	0	0	47	0	0	0	1	2	5	19	13	8	3	0	51	0	0	0	2	5	8	31	29	15	8	0	0	98							
06:15	0	0	0	2	4	7	13	24	12	3	1	0	66	0	0	0	0	0	3	18	17	6	0	0	44	0	0	0	2	4	10	31	41	18	3	1	0	110							
06:30	0	0	2	6	5	10	13	20	12	4	0	0	72	0	0	2	3	3	14	30	20	10	1	0	83	0	0	4	9	8	24	43	40	22	5	0	0	155							
06:45	1	0	0	0	11	11	41	38	11	5	0	0	118	0	0	2	3	4	17	30	29	5	1	2	93	1	0	2	3	15	28	71	67	16	6	2	0	211							
07:00	0	0	0	2	12	11	24	34	15	3	1	0	102	0	0	0	2	4	24	21	24	10	5	1	0	91	0	0	0	4	16	35	45	58	25	8	2	0	193						
07:15	1	0	0	0	12	8	38	35	18	3	0	1	116	0	0	2	4	5	11	26	34	11	2	1	0	96	1	0	2	4	17	19	64	69	29	5	1	1	212						
07:30	0	0	0	1	6	12	36	42	9	5	0	0	111	1	0	1	5	5	17	39	36	15	0	1	0	120	1	0	1	6	11	29	75	78	24	5	1	0	231						
07:45	0	0	0	0	10	31	49	39	26	2	0	0	157	0	0	0	7	1	22	69	44	15	0	0	158	0	0	0	7	11	53	118	83	41	2	0	0	315							
08:00	0	0	1	2	7	17	37	40	13	3	0	0	120	0	0	0	2	4	26	73	45	15	2	0	0	167	0	0	1	4	11	43	110	85	28	5	0	0	287						
08:15	0	0	0	1	9	20	31	36	16	8	0	0	121	0	0	1	13	11	18	46	30	9	0	0	128	0	0	1	14	20	38	77	66	25	8	0	0	249							
08:30	0	0	1	1	4	19	46	46	9	0	0	0	126	0	0	1	1	5	27	44	29	7	0	0	114	0	0	2	2	9	46	90	75	16	0	0	0	240							
08:45	1	0	0	1	8	25	53	29	13	0	0	0	130	0	0	3	3	6	16	34	22	11	1	1	0	97	1	0	3	4	14	41	87	51	24	1	1	0	227						
09:00	0	0	0	2	9	12	40	32	13	1	1	0	110	0	0	0	4	1	12	27	19	8	0	0	0	71	0	0	0	6	10	24	67	51	21	1	1	0	181						
09:15	0	0	0	3	5	16	22	34	15	3	0	0	98	0	0	1	1	0	4	11	26	11	9	1	0	64	0	1	1	3	9	27	48	45	24	4	0	0	162						
09:30	1	0	1	3	3	11	31	19	9	1	0	0	79	0	0	1	2	7	18	26	12	4	1	0	0	71	1	0	2	5	10	29	57	31	13	2	0	0	150						
09:45	1	0	0	3	3	21	22	18	13	4	0	0	85	0	1	1	5	4	10	22	17	7	0	0	67	1	1	1	8	7	31	44	35	20	4	0	0	152							
10:00	1	0	0	2	4	18	15	25	6	2	0	0	73	0	0	1	1	6	21	17	17	2	2	0	0	67	1	0	1	3	10	39	32	42	8	4	0	0	140						
10:15	0	0	0	1	2	10	25	22	6	2	3	0	71	0	0	1	4	2	27	42	15	3	0	0	0	94	0	0	1	5	4	37	67	37	9	2	3	0	165						
10:30	0	0	0	2	9	13	25	26	9	2	0	0	86	1	0	0	5	3	26	24	16	1	1	0	0	78	1	0	0	7	12	39	49	42	10	3	1	0	164						
10:45	0	0	0	1	5	13	34	24	8	0	0	0	85	0	0	0	4	9	11	34	18	7	1	0	0	84	0	0	0	5	14	24	68	42	15	1	0	0	169						
11:00	0	0	0	5	8	13	27	18	6	4	0	0	81	0	0	1	3	13	11	41	29	8	1	0	0	107	0	0	1	8	21	24	68	47	14	5	0	0	188						
11:15	0	0	0	1	5	19	19	20	9	6	1	1	81	0	0	0	3	14																											

SPEED

Old Placerville Rd Bet. Granby Dr & Happy Ln

Day: Thursday
Date: 9/21/2023

City: Rancho Cordova
Project #: CA23_070188_005

Time	EASTBOUND										Total	WESTBOUND										Total	TOTALS										Total										
	5	15	20	25	30	35	40	45	50	55		60	65	70	70	99	5	15	20	25	30		35	40	45	50	55	60	65	70	70	99		5	15	20	25	30	35	40	45	50	55
12:00	0	0	0	0	5	14	21	34	7	2	1	1	0	85	0	0	0	2	14	29	58	30	3	0	0	0	0	136	0	0	0	2	19	43	79	64	10	2	1	1	0	221	
12:15	1	1	0	3	10	17	52	27	10	0	0	0	0	121	0	0	0	4	11	38	51	19	4	0	0	0	0	127	1	1	0	7	21	55	103	46	14	0	0	0	0	248	
12:30	0	0	0	1	9	10	27	17	12	1	0	0	0	77	0	0	0	4	8	19	42	26	7	0	0	0	0	106	0	0	0	5	17	29	69	43	19	1	0	0	0	183	
12:45	0	0	0	6	7	25	33	21	6	5	0	0	0	103	0	1	0	7	11	23	40	19	4	1	0	0	0	106	0	1	0	13	18	48	73	40	10	6	0	0	209		
13:00	0	0	0	2	3	10	45	23	8	3	0	0	0	94	0	0	0	3	7	22	39	16	6	0	0	0	0	93	0	0	0	5	10	32	84	39	14	3	0	0	0	187	
13:15	0	0	0	4	8	7	26	25	8	3	0	1	0	82	0	0	0	1	5	14	25	22	13	3	0	0	0	83	0	0	0	5	13	21	51	47	21	6	0	1	0	165	
13:30	0	0	1	4	6	14	21	17	6	0	0	0	0	69	2	0	0	5	17	22	19	25	12	1	0	0	0	103	2	0	1	9	23	36	40	42	18	1	0	0	0	172	
13:45	0	0	0	5	8	13	35	22	7	0	0	0	0	90	0	0	0	4	10	19	32	22	2	1	0	0	0	90	0	0	0	9	18	32	67	44	9	1	0	0	0	180	
14:00	0	0	0	2	3	12	21	15	6	0	0	0	0	59	0	0	2	2	6	21	41	28	7	1	0	0	0	108	0	0	2	4	9	33	62	43	13	1	0	0	0	167	
14:15	0	0	1	1	6	15	36	20	8	1	1	0	0	89	0	0	0	4	5	30	44	29	5	0	0	0	0	117	0	0	1	5	11	45	80	49	13	1	1	0	0	206	
14:30	0	0	0	3	10	11	36	25	2	1	0	0	0	88	0	0	0	2	5	16	40	40	10	3	0	0	0	116	0	0	0	5	15	27	76	65	12	4	0	0	0	204	
14:45	0	0	0	9	13	14	44	27	7	0	0	0	0	114	0	0	0	4	12	7	32	38	5	5	0	0	0	103	0	0	0	13	25	21	76	65	12	5	0	0	0	217	
15:00	0	0	1	4	3	11	34	31	17	6	0	0	0	107	0	0	0	8	12	12	34	37	11	2	0	0	0	116	0	0	1	12	15	23	68	68	28	8	0	0	0	223	
15:15	0	0	0	7	6	22	23	28	10	4	0	0	0	100	0	0	3	6	13	25	51	25	11	1	0	0	0	135	0	0	3	13	19	47	74	53	21	5	0	0	0	235	
15:30	0	0	2	2	2	22	30	26	12	3	1	0	0	100	0	1	2	9	6	25	57	33	19	3	0	0	0	155	0	1	4	11	8	47	87	59	31	6	1	0	0	255	
15:45	0	0	1	8	11	17	27	30	9	1	1	0	0	105	0	0	0	4	10	26	55	51	15	5	0	0	0	166	0	0	1	12	21	43	82	81	24	6	1	0	0	271	
16:00	0	0	0	1	6	28	45	35	12	2	0	0	0	129	0	1	0	4	9	25	47	60	9	2	0	0	0	157	0	1	0	5	15	53	92	95	21	4	0	0	0	286	
16:15	1	0	0	5	7	12	31	30	13	3	0	0	0	102	0	0	2	4	11	24	36	40	16	3	0	0	0	136	1	0	2	9	18	36	67	70	29	6	0	0	0	238	
16:30	0	0	3	10	7	23	51	33	5	5	1	0	0	138	1	0	1	11	9	31	61	49	14	1	0	1	0	179	1	0	4	21	16	54	112	82	19	6	1	1	0	317	
16:45	0	0	1	4	5	11	38	42	10	2	1	0	0	114	0	0	0	1	3	24	53	31	15	1	0	0	0	128	0	0	1	5	8	35	91	73	25	3	1	0	0	242	
17:00	0	0	0	1	4	15	42	47	8	0	1	0	0	118	0	0	1	5	7	24	79	58	10	0	0	0	0	184	0	0	1	6	11	39	121	105	18	0	1	0	0	302	
17:15	0	0	0	2	5	12	31	45	12	1	1	1	0	110	0	0	1	5	10	14	62	41	12	3	0	0	0	148	0	0	1	7	15	26	93	86	24	4	1	1	0	258	
17:30	0	0	0	0	1	10	22	39	18	3	1	0	0	94	0	0	0	6	4	21	44	42	13	3	1	0	0	134	0	0	0	6	5	31	66	81	31	6	2	0	0	228	
17:45	0	0	1	1	6	14	46	36	12	1	0	0	0	117	0	1	0	0	0	17	46	26	9	4	0	0	0	103	0	1	1	1	6	31	92	62	21	5	0	0	0	220	
18:00	1	0	0	0	12	17	34	20	7	3	0	0	0	94	0	0	1	5	3	17	33	30	11	1	1	0	0	102	1	0	1	5	15	34	67	50	18	4	1	0	0	196	
18:15	0	0	0	1	8	9	21	31	14	3	0	0	0	87	0	0	0	3	6	12	35	32	4	1	0	0	0	93	0	0	0	4	14	21	56	63	18	4	0	0	0	180	
18:30	0	0	0	1	0	11	27	27	12	3	0	0	0	81	0	0	0	7	10	19	26	16	8	1	1	0	0	88	0	0	0	8	10	30	53	43	20	4	1	0	0	169	
18:45	0	0	0	4	3	6	22	19	7	3	0	0	0	64	0	0	0	2	2	14	25	22	10	0	0	0	0	75	0	0	0	6	5	20	47	41	17	3	0	0	0	139	
19:00	1	1	0	1	5	12	22	22	9	2	0	0	0	75	0	0	0	0	4	9	37	22	3	1	0	0	0	76	1	1	0	1	9	21	59	44	12	3	0	0	0	151	
19:15	1	0	0	4	7	11	20	20	6	1	1	0	0	71	0	2	5	3	7	14	31	26	2	0	0	0	0	90	1	2	5	7	14	25	51	46	8	1	1	0	0	161	
19:30	0	0	0	1	2	9	6	24	16	6	1	0	0	65	0	0	0	9	6	18	16	10	2	1	0	0	0	62	0	0	1	11	15	24	40	26	8	2	0	0	0	127	
19:45	0	0	1	4	8	2	12	15	4	1	0	0	0	47	0	0	2	5	5	15	19	10	2	0	0	0	0	58	0	0	3	9	13	17	31	25	6	1	0	0	0	105	
20:00	0	0	0	0	2	5	17	19	2	0	1	0	0	46	0	1	1	2	6	11	23	10	8	1	1	0	0	64	0	1	1	2	8	16	40	29	10	1	2	0	0	110	
20:15	1	0	0	2	3	8	9	15	4	0	1	0	0	43	0	0	0	1	5	5	13	16	1	3	0	0	0	44	1	0	0	3	8	13	22	31	5	3	1	0	0	87	
20:30	0	0	0	0	3	11	8	15	3	2	1	0	0	43	0	0	0	8	9	13	16	10	1	1	0	0	0	58	0	0	0	8	12	24	24	25	4	3	1	0	0	101	
20:45	0	0	0	1	1	4	16	5	4	1	0	0	0	32	0	0	0	1	1	5	18	8	4	0	0	0	0	37	0	0	0	2	2	9	34	13	8	1	0	0	0	69	
21:00	0	0	0	1	1	5	10	15	4	1	0	1	0	38	0	1	0	0	4	10	16	10	4	0	0	0	0	45	0	1	0	1	5	15	26	25	8	1	0	1	0	83	
21:15	0	0	0	1	0	9	13	5	4	0	0	0	0	32	0	0	1	1	5	7	12	12	3	0	0	0	0	41	0	0	1	2	5	16	25	17	7	0	0	0	0	73	
21:30	0	0	0	1	3	5	12	4	2	0	0	0	0	27	0	0	2	2	4	13	12	6	2	1	0	0	0	42	0	0	2	3	7	18	24	10	4	1	0	0	0	69	
21:45	0	0	0	0	1	4	5	6	2	3	0	0	0	21	0	0	2	7	4	5	16	9	2	0	1	0	0	46	0	0	2	7	5	9	21	15	4	3	1	0	0	67	
22:00	0	0	0	0	1	4	3	6	1	1	1	0	0	17	0	0	2	1	4	7	8	3	2	0	0	0	0	27	0	0	2	1	5	11	11	9	3	1	1	0	0	44	
22:15	0	0	0	0	2	2	4	5	4	0	0	0	0	17	0																												

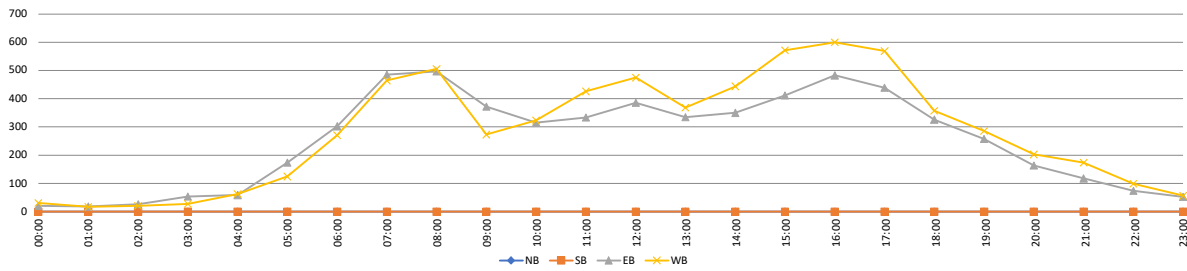
VOLUME

Old Placerville Rd Bet. Granby Dr & Happy Ln

Day: Thursday
Date: 9/21/2023

City: Rancho Cordova
Project #: CA23_070188_005

DAILY TOTALS						NB	SB	EB	WB	Total	DAILY TOTALS						
						0	0	6,058	6,755	12,813							
15-Minutes Interval											Hourly Intervals						
TIME	NB	SB	EB	WB	TOTAL	TIME	NB	SB	EB	WB	TOTAL	TIME	NB	SB	EB	WB	TOTAL
00:00			5	10	15	12:00			85	136	221	00:00 01:00			21	31	52
00:15			9	8	17	12:15			121	127	248	01:00 02:00			18	17	35
00:30			4	9	13	12:30			77	106	183	02:00 03:00			27	21	48
00:45			3	4	7	12:45			103	106	209	03:00 04:00			54	28	82
01:00			6	5	11	13:00			94	93	187	04:00 05:00			59	63	122
01:15			3	3	6	13:15			82	83	165	05:00 06:00			174	125	299
01:30			3	6	9	13:30			69	103	172	06:00 07:00			303	271	574
01:45			6	3	9	13:45			90	90	180	07:00 08:00			486	465	951
02:00			10	7	17	14:00			59	108	167	08:00 09:00			497	506	1003
02:15			4	8	12	14:15			89	117	206	09:00 10:00			372	273	645
02:30			4	3	7	14:30			88	116	204	10:00 11:00			315	323	638
02:45			9	3	12	14:45			114	103	217	11:00 12:00			334	426	760
03:00			4	7	11	15:00			107	116	223	12:00 13:00			386	475	861
03:15			12	6	18	15:15			100	135	235	13:00 14:00			335	369	704
03:30			12	4	16	15:30			100	155	255	14:00 15:00			350	444	794
03:45			26	11	37	15:45			105	166	271	15:00 16:00			412	572	984
04:00			9	16	25	16:00			129	157	286	16:00 17:00			483	600	1083
04:15			9	11	20	16:15			102	136	238	17:00 18:00			439	569	1008
04:30			19	12	31	16:30			138	179	317	18:00 19:00			326	358	684
04:45			22	24	46	16:45			114	128	242	19:00 20:00			258	286	544
05:00			21	16	37	17:00			118	184	302	20:00 21:00			164	203	367
05:15			34	22	56	17:15			110	148	258	21:00 22:00			118	174	292
05:30			57	48	105	17:30			94	134	228	22:00 23:00			74	99	173
05:45			62	39	101	17:45			117	103	220	23:00 00:00			53	57	110
06:00			47	51	98	18:00			94	102	196	STATISTICS					
06:15			66	44	110	18:15			87	93	180		NB	SB	EB	WB	TOTAL
06:30			72	83	155	18:30			81	88	169	Peak Period	00:00 to 12:00				
06:45			118	93	211	18:45			64	75	139	Volume			2660	2549	5209
07:00			102	91	193	19:00			75	76	151	Peak Hour	7:45 to 7:30		7:45		
07:15			116	96	212	19:15			71	90	161	Peak Volume			524	573	1091
07:30			111	120	231	19:30			65	62	127	Peak Hour Factor			0.834	0.858	0.866
07:45			157	158	315	19:45			47	58	105	Peak Period	12:00 to 00:00				
08:00			120	167	287	20:00			46	64	110	Volume			3398	4206	7604
08:15			121	128	249	20:15			43	44	87	Peak Hour	16:00 to 16:30		16:30		
08:30			126	114	240	20:30			43	58	101	Peak Volume			483	639	1119
08:45			130	97	227	20:45			32	37	69	Peak Hour Factor			0.875	0.868	0.882
09:00			110	71	181	21:00			38	45	83	Peak Period	07:00 to 09:00				
09:15			98	64	162	21:15			32	41	73	Volume			983	971	1954
09:30			79	71	150	21:30			27	42	69	Peak Hour	7:45 to 7:30		7:45		
09:45			85	67	152	21:45			21	46	67	Peak Volume			524	573	1091
10:00			73	67	140	22:00			17	27	44	Peak Hour Factor			0.834	0.858	0.866
10:15			71	94	165	22:15			17	36	53	Peak Period	16:00 to 18:00				
10:30			86	78	164	22:30			21	18	39	Volume			922	1169	2091
10:45			85	84	169	22:45			19	18	37	Peak Hour	16:00 to 16:30		16:30		
11:00			81	107	188	23:00			13	18	31	Peak Volume			483	639	1119
11:15			81	104	185	23:15			22	15	37	Peak Hour Factor			0.875	0.868	0.882
11:30			85	92	177	23:30			8	12	20						
11:45			87	123	210	23:45			10	12	22						
TOTALS	0	0	2660	2549	5209	TOTALS	0	0	3398	4206	7604						
SPLIT %	0%	0%	51%	49%	41%	SPLIT %	0%	0%	45%	55%	59%						



SPEED
Old Placerville Rd Bet. Happy Ln & Routier Rd

Day: Thursday
 Date: 9/21/2023

City: Rancho Cordova
 Project #: CA23_070188_006

Time	EASTBOUND														Total	WESTBOUND														Total	TOTALS														Total
	5	15	20	25	30	35	40	45	50	55	60	65	70	70		5	15	20	25	30	35	40	45	50	55	60	65	70	70		5	15	20	25	30	35	40	45	50	55	60	65	70	70	
	15	20	25	30	35	40	45	50	55	60	65	70	99	15		20	25	30	35	40	45	50	55	60	65	70	99	15	20		25	30	35	40	45	50	55	60	65	70	99				
00:00	0	0	0	0	0	1	6	11	3	3	0	1	0	0	25	0	0	0	0	1	12	12	9	7	2	0	0	0	43	0	0	0	0	2	18	23	12	10	2	1	0	0	68		
01:00	0	0	1	0	0	1	4	2	4	5	4	0	0	0	21	0	0	0	0	0	5	8	3	3	0	3	0	0	22	0	0	1	0	1	9	10	7	8	4	3	0	0	43		
02:00	0	0	0	0	0	1	1	2	10	11	2	1	0	0	36	0	0	0	0	1	3	11	7	4	1	0	0	0	27	0	0	0	0	2	4	21	17	15	3	1	0	0	63		
03:00	0	0	0	0	0	0	4	6	20	14	5	3	2	4	58	0	0	0	0	0	2	9	8	5	1	1	0	0	26	0	0	0	0	0	6	15	28	19	6	4	2	4	84		
04:00	0	0	0	0	0	1	2	10	13	11	9	1	3	0	50	0	0	0	0	0	8	20	36	18	6	2	0	0	90	0	0	0	0	1	10	30	49	29	15	3	3	0	140		
05:00	0	1	2	4	5	7	31	46	49	11	6	1	0	0	163	0	0	1	0	2	22	39	65	30	8	4	0	0	171	0	1	3	4	7	29	70	111	79	19	10	1	0	394		
06:00	0	0	0	0	2	22	53	93	82	16	4	0	0	0	272	2	0	0	0	11	41	136	144	69	17	2	0	0	422	2	0	0	0	13	63	189	237	151	33	6	0	0	694		
07:00	1	2	6	4	16	44	134	270	164	40	10	1	0	0	692	1	1	2	4	15	79	189	210	79	23	2	0	0	605	2	3	8	8	31	123	323	480	243	63	12	1	0	1297		
08:00	0	1	0	3	6	45	155	290	159	43	2	1	1	1	706	0	1	9	12	50	102	216	172	40	14	2	1	0	619	0	2	9	15	56	147	371	462	199	57	4	2	1	1325		
09:00	1	1	1	1	5	19	105	208	114	27	3	1	0	0	486	0	0	0	0	5	48	105	97	41	11	2	0	0	309	1	1	1	1	10	67	210	305	155	38	5	1	0	795		
10:00	0	1	0	1	5	32	75	150	65	21	10	3	1	1	364	1	0	0	3	22	67	107	96	36	11	2	0	0	345	1	1	0	4	27	99	182	246	101	32	12	3	1	709		
11:00	0	0	0	2	9	34	88	146	84	19	5	0	0	0	387	1	1	1	5	21	64	159	133	47	13	2	0	0	447	1	1	1	7	30	98	247	279	131	32	7	0	0	834		
12:00	0	0	0	3	7	23	104	184	95	20	5	1	0	0	442	0	0	1	1	26	125	189	117	40	7	1	0	0	507	0	0	1	4	33	148	293	301	135	27	6	1	0	949		
13:00	0	0	0	3	6	19	77	140	95	19	6	0	1	1	366	3	0	3	4	17	80	125	121	60	13	0	1	0	427	3	0	3	7	23	99	202	261	155	32	6	1	1	793		
14:00	1	0	0	1	8	19	115	191	94	22	3	1	0	0	455	1	0	1	1	25	106	203	144	40	7	0	2	0	530	2	0	1	2	33	125	318	335	134	29	3	3	0	985		
15:00	0	0	0	0	7	66	190	256	123	27	4	1	0	0	674	0	0	5	18	51	159	218	161	32	15	1	0	0	660	0	0	5	18	58	225	408	417	155	42	5	1	0	1334		
16:00	1	1	1	2	6	33	141	309	145	33	5	0	0	0	677	0	2	3	24	101	178	284	151	39	15	1	0	0	798	1	3	4	26	107	211	425	460	184	48	6	0	0	1475		
17:00	0	0	0	3	4	28	130	246	146	37	6	0	0	0	600	6	9	13	20	49	144	262	164	50	16	3	0	0	736	6	9	13	23	53	172	392	410	196	53	9	0	0	1336		
18:00	0	0	0	1	3	25	114	157	75	31	5	0	0	0	411	0	0	0	2	25	72	151	115	38	12	2	2	0	419	0	0	0	3	28	97	265	272	113	43	7	2	0	830		
19:00	1	1	0	0	6	25	102	129	51	11	4	0	0	0	330	2	1	3	3	19	91	115	75	27	6	1	0	0	343	3	2	3	3	25	116	217	204	78	17	5	0	0	673		
20:00	0	0	0	3	7	19	58	68	27	7	3	1	1	1	194	0	0	0	0	12	62	76	66	24	6	0	0	0	246	0	0	0	3	19	81	134	134	51	13	3	1	1	440		
21:00	0	0	0	0	8	16	49	49	31	6	3	0	1	1	163	0	0	3	1	7	33	65	56	14	8	1	0	0	188	0	0	3	1	15	49	114	105	45	14	4	0	1	351		
22:00	0	0	0	0	2	7	20	32	8	2	3	0	0	0	74	0	0	0	1	5	14	29	27	19	2	0	0	1	98	0	0	0	1	7	21	49	59	27	4	3	0	0	172		
23:00	0	0	0	0	2	4	10	21	12	1	1	0	0	0	51	0	0	0	1	6	15	12	18	12	4	2	0	0	70	0	0	0	1	8	19	22	39	24	5	3	0	0	121		
Totals	5	8	11	31	118	504	1,790	3,035	1,663	413	94	16	9	7,697	17	15	45	100	471	1,532	2,740	2,195	774	218	34	6	1	8,148	22	23	56	131	589	2,036	4,530	5,230	2,437	631	128	22	10	15,845			
% of Totals	0%	0%	0%	0%	2%	7%	23%	39%	22%	5%	1%	0%	0%	100%	0%	0%	1%	1%	6%	19%	34%	27%	9%	3%	0%	0%	0%	100%	0%	0%	0%	1%	4%	13%	29%	33%	15%	4%	1%	0%	0%	100%			

STATISTICS	EASTBOUND														Total	WESTBOUND														Total												
	00:00-12:00	%	Peak Hour	Peak Volume	12:00-24:00	%	Peak Hour	Peak Volume	07:00-09:00	%	Peak Hour	Peak Volume	16:00-18:00	%		Peak Hour	Peak Volume	00:00-12:00	%	Peak Hour	Peak Volume	12:00-24:00	%	Peak Hour	Peak Volume	07:00-09:00	%	Peak Hour	Peak Volume		16:00-18:00	%	Peak Hour	Peak Volume								
00:00-12:00	2	6	10	15	52	220	680	1253	761	197	46	12	6	3260	5	3	13	24	128	453	1011	980	379	107	22	1	0	3126	7	9	23	39	180	673	1691	2233	1140	304	68	13	6	6386
%	0%	0%	0%	0%	1%	3%	9%	16%	10%	3%	1%	0%	0%	42%	0%	0%	0%	0%	2%	6%	13%	13%	5%	1%	0%	0%	0%	41%	0%	0%	0%	1%	2%	9%	22%	29%	15%	4%	1%	0%	0%	83%
Peak Hour	6:30	6:30	6:30	7:15	6:30	7:30	7:15	8:00	7:45	8:00	9:45	3:45	3:00	7:30	5:45	6:15	7:45	7:45	7:45	7:45	7:30	7:15	6:45	7:00	4:45	7:45	0:00	7:30	6:30	6:30	7:45	7:45	7:45	7:45	7:30	7:15	7:00	9:45	3:45	3:00	7:30	
Peak Volume	1	2	6	5	17	56	173	337	176	43	12	4	4	778	2	1	9	14	54	136	272	215	90	23	5	1	0	740	3	3	9	16	60	187	435	551	250	63	14	4	4	1518
12:00-24:00	3	2	1	16	66	284	1110	1782	902	216	48	4	3	4437	12	12	32	76	343	1079	1729	1215	395	111	12	5	1	5022	15	14	33	92	409	1363	2839	2997	1297	327	60	9	4	9459
%	0%	0%	0%	0%	1%	4%	14%	23%	12%	3%	1%	0%	0%	58%	0%	0%	0%	1%	4%	14%	22%	16%	5%	1%	0%	0%	65%	0%	0%	0%	1%	5%	18%	37%	39%	17%	4%	1%	0%	0%	123%	
Peak Hour	13:45	15:30	16:00	13:45	19:30	15:15	15:30	16:00	16:45	17:15	17:15	14:15	20:30	15:30	16:15	16:15	16:15	15:30	16:15	16:15	16:30	15:15	13:00	17:15	17:00	22:00	16:30	16:15	16:15	16:15	15:30	15:45	15:15	15:30	15:30	16:45	17:15	17:15	14:15	20:30	16:30	
Peak Volume	1	1	1	4	10	74	211	309	166	43	9	2	2	733	6	10	14	26	104	191	319	175	60	19	3	2	1	843	7	11	15	28	110	243	453	464	210	62	11	4	2	1492
07:00-09:00	1	3	6	7	22	89	289	560	323	83	12	2	1	1398	1	2	11	16	65	181	405	382	119	37	4	1	0	1224	2	5	17	23	87	270	694	942	442	120	16	3	1	2622
%	0%	0%	0%	0%	0%	1%	4%	7%	4%	1%	0%	0%	0%	18%	0%	0%	0%	0%	1%	2%	5%	5%	2%	0%	0%	0%	0%	16%	0%	0%	0%	1%	4%	9%								

SPEED

Old Placerville Rd Bet. Happy Ln & Routier Rd

Day: Thursday
Date: 9/21/2023

City: Rancho Cordova
Project #: CA23_070188_006

Time	EASTBOUND										Total	WESTBOUND										Total	TOTALS										Total								
	5 15	15 20	20 25	25 30	30 35	35 40	40 45	45 50	50 55	55 60		60 65	65 70	70 99	5 15	15 20	20 25	25 30	30 35	35 40	40 45		45 50	50 55	55 60	60 65	65 70	70 99	5 15	15 20	20 25	25 30		30 35	35 40	40 45	45 50	50 55	55 60	60 65	65 70
00:00	0	0	0	0	1	1	3	0	0	0	1	0	0	6	0	0	0	0	1	2	4	5	1	1	0	0	14	0	0	0	0	2	3	7	5	1	1	0	0	20	
00:15	0	0	0	0	0	2	4	1	1	0	0	0	0	8	0	0	0	0	3	4	1	2	0	0	0	0	10	0	0	0	0	5	8	2	3	0	0	0	0	18	
00:30	0	0	0	0	0	1	1	2	1	0	0	0	0	5	0	0	0	0	2	3	1	2	1	0	0	0	9	0	0	0	0	3	4	3	3	1	0	0	0	14	
00:45	0	0	0	0	0	2	3	0	1	0	0	0	0	6	0	0	0	0	5	1	2	2	0	0	0	0	10	0	0	0	0	7	4	2	3	0	0	0	0	16	
01:00	0	0	1	0	0	2	0	0	4	3	0	0	0	10	0	0	0	0	0	2	1	0	0	1	0	0	4	0	0	1	0	2	2	1	4	3	1	0	0	14	
01:15	0	0	0	0	1	1	0	0	0	0	0	0	0	2	0	0	0	0	1	2	1	1	0	1	0	0	6	0	0	0	1	2	2	1	1	0	1	0	0	8	
01:30	0	0	0	0	0	1	2	1	0	0	0	0	0	4	0	0	0	0	4	1	1	1	0	1	0	0	8	0	0	0	0	5	3	2	1	0	1	0	0	12	
01:45	0	0	0	0	0	0	3	1	1	0	0	0	0	5	0	0	0	0	3	0	1	0	0	0	0	4	0	0	0	0	0	3	3	2	1	0	0	0	0	9	
02:00	0	0	0	0	0	0	3	3	3	0	0	0	0	9	0	0	0	0	4	0	2	1	0	0	0	7	0	0	0	0	0	7	3	5	1	0	0	0	0	16	
02:15	0	0	0	0	1	0	4	2	1	1	1	0	0	10	0	0	0	0	2	5	2	2	0	0	0	11	0	0	0	1	2	9	4	3	1	1	0	0	0	21	
02:30	0	0	0	0	0	0	1	2	3	0	0	0	0	6	0	0	0	0	1	1	3	0	0	0	0	5	0	0	0	0	1	2	5	3	0	0	0	0	11		
02:45	0	0	0	0	0	1	2	3	4	1	0	0	0	11	0	0	0	0	1	0	1	2	0	0	0	4	0	0	0	1	1	3	5	4	1	0	0	0	0	15	
03:00	0	0	0	0	0	1	1	1	1	0	0	0	0	4	0	0	0	0	2	1	2	1	0	0	0	6	0	0	0	0	0	3	2	3	2	0	0	0	0	10	
03:15	0	0	0	0	0	0	2	6	3	1	0	0	1	13	0	0	0	0	0	1	1	0	1	0	0	4	0	0	0	0	0	3	7	4	1	1	0	1	0	17	
03:30	0	0	0	0	0	1	1	5	4	1	0	0	0	12	0	0	0	0	0	3	1	0	0	0	0	4	0	0	0	0	1	8	5	1	0	0	0	0	16		
03:45	0	0	0	0	0	2	2	8	6	3	3	2	3	29	0	0	0	0	0	7	2	2	1	0	0	12	0	0	0	0	2	9	10	8	4	3	2	3	0	41	
04:00	0	0	0	0	0	0	3	3	0	4	0	0	0	10	0	0	0	0	1	4	11	4	0	0	0	20	0	0	0	0	1	7	14	4	4	0	0	0	0	30	
04:15	0	0	0	0	0	0	1	3	1	0	0	1	0	6	0	0	0	0	0	0	7	3	1	0	0	11	0	0	0	0	0	1	10	4	1	0	1	0	0	17	
04:30	0	0	0	0	0	2	4	5	4	2	1	1	0	19	0	0	0	0	0	7	2	5	3	1	0	20	0	0	0	0	9	6	10	6	5	2	1	0	0	39	
04:45	0	0	0	0	1	0	2	2	6	3	0	1	0	15	0	0	0	0	0	0	14	13	9	2	1	0	39	0	0	0	1	0	16	15	15	5	1	1	0	0	54
05:00	0	0	0	0	0	0	5	6	4	1	0	0	0	16	0	0	0	0	5	6	3	0	0	0	0	20	0	0	0	0	5	11	12	7	1	0	0	0	36		
05:15	0	1	2	0	1	2	6	8	10	4	2	0	0	36	0	0	0	0	2	5	6	10	3	1	2	0	29	0	1	2	0	3	7	12	18	13	5	4	0	0	65
05:30	0	0	0	0	3	3	10	15	20	2	0	1	0	54	0	0	1	0	0	3	13	25	12	4	2	0	60	0	0	1	0	3	6	23	40	32	6	2	1	0	114
05:45	0	0	0	4	1	2	10	17	15	4	4	0	0	57	0	0	0	0	0	9	14	24	12	3	0	0	62	0	0	0	4	1	11	24	41	27	7	4	0	0	119
06:00	0	0	0	0	0	2	5	11	15	1	0	0	0	34	1	0	0	0	2	7	25	29	10	5	0	0	79	1	0	0	0	2	9	30	40	25	6	0	0	0	113
06:15	0	0	0	0	0	7	9	13	14	4	1	0	0	48	0	0	0	0	3	4	24	21	23	5	1	0	81	0	0	0	0	3	11	33	34	37	9	2	0	0	129
06:30	0	0	0	0	1	8	13	22	21	4	2	0	0	71	1	0	0	0	2	10	37	49	16	6	0	0	121	1	0	0	0	3	18	50	71	37	10	2	0	0	192
06:45	0	0	0	0	1	5	26	47	32	7	1	0	0	119	0	0	0	0	4	20	50	45	20	1	0	0	141	0	0	0	0	5	25	76	92	52	8	2	0	0	260
07:00	0	1	0	0	0	5	8	25	36	27	11	1	0	114	0	1	1	3	6	32	51	13	6	2	0	0	116	0	2	1	1	8	14	57	87	40	17	3	0	0	230
07:15	1	1	6	4	10	14	24	46	48	11	5	0	0	170	1	0	0	0	4	15	28	44	26	9	0	0	127	2	1	6	4	14	29	52	90	74	20	5	0	0	297
07:30	0	0	0	0	0	6	29	84	41	6	3	1	0	170	0	0	1	0	0	16	44	53	31	4	0	0	149	0	0	1	0	0	22	73	137	72	10	3	1	0	319
07:45	0	0	0	0	1	16	56	104	48	12	1	0	0	238	0	0	0	3	8	42	85	62	9	4	0	0	213	0	0	0	3	9	58	141	166	57	16	1	0	0	451
08:00	0	0	0	1	2	10	38	77	39	10	0	0	0	177	0	0	0	0	17	48	89	56	8	3	2	0	223	0	0	0	1	19	58	127	133	47	13	2	0	0	400
08:15	0	0	0	1	2	24	37	72	42	11	2	1	1	193	0	1	5	6	10	22	54	43	12	2	0	0	155	0	1	5	7	12	46	91	115	54	13	2	1	1	348
08:30	0	1	0	0	1	1	42	76	42	7	0	0	0	170	0	0	4	5	19	24	34	39	9	6	0	1	141	0	1	4	5	20	25	76	115	51	13	0	1	0	311
08:45	0	0	0	1	1	10	38	65	36	15	0	0	0	166	0	0	0	1	4	8	39	34	11	3	0	0	100	0	0	0	2	5	18	77	99	47	18	0	0	0	266
09:00	0	0	0	1	3	3	27	76	35	8	1	0	0	154	0	0	0	0	1	13	30	29	17	2	0	0	92	0	0	0	1	4	16	57	105	52	10	1	0	0	246
09:15	0	0	1	0	0	5	22	59	27	9	0	0	0	123	0	0	0	0	0	7	25	25	7	3	1	0	68	0	0	1	0	0	12	47	84	34	12	1	0	0	191
09:30	0	1	0	0	2	5	16	36	29	6	0	0	0	95	0	0	0	0	2	12	28	21	8	4	1	0	76	0	1	0	0	4	17	44	57	37	10	1	0	0	171
09:45	1	0	0	0	0	6	40	37	23	4	2	1	0	114	0	0	0	0	2	16	22	22	9	2	0	0	73	1	0	0	0	2	22	62	59	32	6	2	1	0	187
10:00	0	0	0	0	1	9	20	42	20	4	1	0	0	97	1	0	0	1	5	16	23	25	9	3	1	0	84	1	0	0	1	6	25	43	67	29	7	2	0	0	181
10:15	0	0	0	0	4	15	16	37	11	5	5	3	1	97	0	0	0	0	8	23	33	18	8	0	1	0	91	0	0	0	0	12	38	49	55	19	5	6	3	1	188
10:30	0	0	0	0	0	2	18	37	18	8	4	0	0	87	0	0	0	0	5	15	23	27	10	3	0	0	83	0	0	0	0	5	17	41	64	28	11	4	0	0	170
10:45	0	1</																																							

SPEED

Old Placerville Rd Bet. Happy Ln & Routier Rd

Day: Thursday
Date: 9/21/2023

City: Rancho Cordova
Project #: CA23_070188_006

Time	EASTBOUND										Total	WESTBOUND										Total	TOTALS										Total										
	5	15	20	25	30	35	40	45	50	55		60	65	70	70	99	5	15	20	25	30		35	40	45	50	55	60	65	70	70	99		5	15	20	25	30	35	40	45	50	55
12:00	0	0	0	1	3	6	24	40	20	3	3	1	0	0	101	0	0	0	0	8	48	46	40	12	3	1	0	0	158	0	0	0	1	11	54	70	80	32	6	4	1	0	259
12:15	0	0	0	1	3	2	40	54	23	3	1	0	0	0	127	0	0	1	1	8	35	51	20	4	1	0	0	0	121	0	0	1	2	11	37	91	74	27	4	1	0	0	248
12:30	0	0	0	0	0	4	15	40	27	6	0	0	0	0	92	0	0	0	0	6	23	48	29	10	0	0	0	0	116	0	0	0	0	6	27	63	69	37	6	0	0	0	208
12:45	0	0	0	1	1	11	25	50	25	8	1	0	0	0	122	0	0	0	0	4	19	44	28	14	3	0	0	0	112	0	0	0	1	5	30	69	78	39	11	1	0	0	234
13:00	0	0	0	0	1	3	28	39	22	4	2	0	0	0	99	0	0	0	1	3	22	42	37	15	2	0	0	0	122	0	0	0	1	4	25	70	76	37	6	2	0	0	221
13:15	0	0	0	0	0	6	17	28	26	6	1	0	0	0	84	1	0	0	0	7	12	39	25	13	2	0	1	0	100	1	0	0	0	7	18	56	53	39	8	1	1	0	184
13:30	0	0	0	0	2	7	14	33	23	3	2	0	0	0	84	2	0	2	3	6	22	19	28	15	6	0	0	0	103	2	0	2	3	8	29	33	61	38	9	2	0	0	187
13:45	0	0	0	3	3	3	18	40	24	6	1	0	1	0	99	0	0	1	0	1	24	25	31	17	3	0	0	0	102	0	0	1	3	4	27	43	71	41	9	1	0	1	201
14:00	0	0	0	0	1	3	22	41	15	6	0	0	0	0	88	0	0	0	0	7	35	52	29	9	0	0	0	0	132	0	0	0	0	8	38	74	70	24	6	0	0	0	220
14:15	0	0	0	0	2	4	24	40	31	7	0	1	0	0	109	0	0	0	0	7	26	52	28	8	0	0	0	0	121	0	0	0	0	9	30	76	68	39	7	0	1	0	230
14:30	1	0	0	1	2	10	35	46	20	3	2	0	0	0	120	1	0	1	1	5	21	49	54	10	5	0	1	0	148	2	0	1	2	7	31	84	100	30	8	2	1	0	268
14:45	0	0	0	0	3	2	34	64	28	6	1	0	0	0	138	0	0	0	0	6	24	50	33	13	2	0	1	0	129	0	0	0	0	9	26	84	97	41	8	1	1	0	267
15:00	0	0	0	0	1	2	28	67	37	5	1	1	0	0	142	0	0	2	6	5	28	45	35	11	5	0	0	0	137	0	0	2	6	6	30	73	102	48	10	1	1	0	279
15:15	0	0	0	0	2	12	34	51	37	7	0	0	0	0	143	0	0	0	3	15	50	51	36	8	2	1	0	0	166	0	0	0	3	17	62	85	87	45	9	1	0	0	309
15:30	0	0	0	0	3	28	66	76	17	4	0	0	0	0	194	0	0	2	6	15	44	67	46	8	2	0	0	0	190	0	0	2	6	18	72	133	122	25	6	0	0	0	384
15:45	0	0	0	0	1	24	62	62	32	11	3	0	0	0	195	0	0	1	3	16	37	55	44	5	6	0	0	0	167	0	0	1	3	17	61	117	106	37	17	3	0	0	362
16:00	0	0	0	1	2	10	48	93	31	8	2	0	0	0	195	0	1	1	11	24	38	65	49	11	3	1	0	0	204	0	1	1	12	26	48	113	142	42	11	3	0	0	399
16:15	0	1	0	1	2	7	35	59	39	5	0	0	0	0	149	0	0	0	6	20	47	55	35	11	5	0	0	0	179	0	1	0	7	22	54	90	94	50	10	0	0	0	328
16:30	0	0	0	0	2	13	37	84	31	9	2	0	0	0	178	0	0	1	5	43	62	69	36	5	1	0	0	0	222	0	0	1	5	45	75	106	120	36	10	2	0	0	400
16:45	1	0	1	0	0	3	21	73	44	11	1	0	0	0	155	0	1	1	2	14	31	95	31	12	6	0	0	0	193	1	1	2	2	14	34	116	104	56	17	1	0	0	348
17:00	0	0	0	0	2	8	38	64	46	4	0	0	0	0	162	6	9	12	11	27	51	81	37	10	1	2	0	0	247	6	9	12	11	29	59	119	101	56	5	2	0	0	409
17:15	0	0	0	0	1	2	35	61	38	13	4	0	0	0	154	0	0	0	6	10	34	74	44	9	4	0	0	0	181	0	0	0	6	11	36	109	105	47	17	4	0	0	335
17:30	0	0	0	1	0	10	21	51	38	11	1	0	0	0	133	0	0	0	3	8	23	60	45	13	6	0	0	0	158	0	0	0	4	8	33	81	96	51	17	1	0	0	291
17:45	0	0	0	2	1	8	36	70	24	9	1	0	0	0	151	0	0	1	0	4	36	47	38	18	5	1	0	0	150	0	0	1	2	5	44	83	108	42	14	2	0	0	301
18:00	0	0	0	0	0	12	32	44	17	10	3	0	0	0	118	0	0	0	0	4	16	46	28	13	4	1	2	0	114	0	0	0	0	4	28	78	72	30	14	4	2	0	232
18:15	0	0	0	0	1	6	20	42	30	9	0	0	0	0	108	0	0	0	1	5	21	47	33	11	2	0	0	0	120	0	0	0	1	6	27	67	75	41	11	0	0	0	228
18:30	0	0	0	1	2	4	29	41	19	5	1	0	0	0	102	0	0	0	0	10	22	31	29	8	3	0	0	0	103	0	0	0	1	12	26	60	70	27	8	1	0	0	205
18:45	0	0	0	0	0	3	33	30	9	7	1	0	0	0	83	0	0	0	1	6	13	27	25	6	3	1	0	0	82	0	0	0	1	6	16	60	55	15	10	2	0	0	165
19:00	1	1	0	0	1	11	29	29	17	5	1	0	0	0	95	0	0	2	1	0	25	36	25	8	2	1	0	0	100	1	1	2	1	1	36	65	54	25	7	2	0	0	195
19:15	0	0	0	0	1	3	23	45	13	2	1	0	0	0	88	0	1	0	0	4	19	35	24	9	1	0	0	0	93	0	1	0	5	22	58	69	22	3	1	0	0	181	
19:30	0	0	0	0	4	3	24	32	10	1	2	0	0	0	76	2	0	1	2	10	30	22	8	4	3	0	0	0	82	2	0	1	2	14	33	46	40	14	4	2	0	0	158
19:45	0	0	0	0	0	8	26	23	11	3	0	0	0	0	71	0	0	0	0	5	17	22	18	6	0	0	0	0	68	0	0	0	0	5	25	48	41	17	3	0	0	0	139
20:00	0	0	0	2	3	3	10	20	9	2	2	0	0	0	51	0	0	0	0	5	21	25	21	9	1	0	0	0	82	0	0	0	2	8	24	35	41	18	3	2	0	0	133
20:15	0	0	0	0	3	6	19	14	7	2	1	0	0	0	52	0	0	0	0	3	11	19	14	5	3	0	0	0	55	0	0	0	0	6	17	38	28	12	5	1	0	0	107
20:30	0	0	0	0	0	6	12	18	8	3	0	1	1	0	49	0	0	0	0	3	16	18	13	5	1	0	0	0	56	0	0	0	0	3	22	30	31	13	4	0	1	1	105
20:45	0	0	0	1	1	4	17	16	3	0	0	0	0	0	42	0	0	0	0	1	14	14	18	5	1	0	0	0	53	0	0	0	1	2	18	31	34	8	1	0	0	0	95
21:00	0	0	0	0	0	5	6	14	17	1	2	0	0	0	45	0	0	0	1	3	11	20	13	3	3	0	0	0	54	0	0	0	1	3	16	26	27	20	4	2	0	0	99
21:15	0	0	0	0	3	7	15	14	5	2	1	0	1	0	48	0	0	3	0	0	9	15	19	4	2	1	0	0	53	0	0	3	0	3	16	30	33	9	4	2	0	1	101
21:30	0	0	0	0	2	3	12	17	3	1	0	0	0	0	38	0	0	0	0	3	8	17	11	2	0	0	0	0	41	0	0	0	5	11	29	28	5	1	0	0	0	79	
21:45	0	0	0	0	3	1	16	4	6	2	0	0	0	0	32	0	0	0	0	1	5	13	13	5	3	0	0	0	40	0	0	0	0	4	6	29	17	11	5	0	0	0	72
22:00	0	0	0	0	1	3	4	5	3	0	1	0	0	0																													

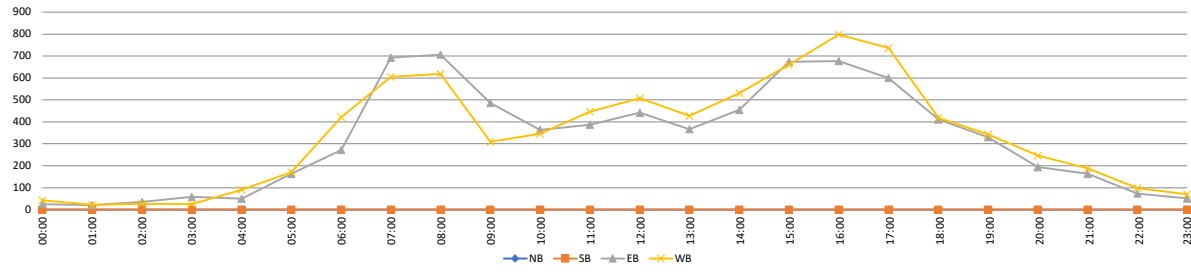
VOLUME

Old Placerville Rd Bet. Happy Ln & Routier Rd

Day: Thursday
Date: 9/21/2023

City: Rancho Cordova
Project #: CA23_070188_006

DAILY TOTALS						NB	SB	EB	WB	Total	DAILY TOTALS						
						0	0	7,697	8,148	15,845							
15-Minutes Interval											Hourly Intervals						
TIME	NB	SB	EB	WB	TOTAL	TIME	NB	SB	EB	WB	TOTAL	TIME	NB	SB	EB	WB	TOTAL
00:00			6	14	20	12:00			101	158	259	00:00 01:00			25	43	68
00:15			8	10	18	12:15			127	121	248	01:00 02:00			21	22	43
00:30			5	9	14	12:30			92	116	208	02:00 03:00			36	27	63
00:45			6	10	16	12:45			122	112	234	03:00 04:00			58	26	84
01:00			10	4	14	13:00			99	122	221	04:00 05:00			50	90	140
01:15			2	6	8	13:15			84	100	184	05:00 06:00			163	171	334
01:30			4	8	12	13:30			84	103	187	06:00 07:00			272	422	694
01:45			5	4	9	13:45			99	102	201	07:00 08:00			692	605	1297
02:00			9	7	16	14:00			88	132	220	08:00 09:00			706	619	1325
02:15			10	11	21	14:15			109	121	230	09:00 10:00			486	309	795
02:30			6	5	11	14:30			120	148	268	10:00 11:00			364	345	709
02:45			11	4	15	14:45			138	129	267	11:00 12:00			387	447	834
03:00			4	6	10	15:00			142	137	279	12:00 13:00			442	507	949
03:15			13	4	17	15:15			143	166	309	13:00 14:00			366	427	793
03:30			12	4	16	15:30			194	190	384	14:00 15:00			455	530	985
03:45			29	12	41	15:45			195	167	362	15:00 16:00			674	660	1334
04:00			10	20	30	16:00			195	204	399	16:00 17:00			677	798	1475
04:15			6	11	17	16:15			149	179	328	17:00 18:00			600	736	1336
04:30			19	20	39	16:30			178	222	400	18:00 19:00			411	419	830
04:45			15	39	54	16:45			155	193	348	19:00 20:00			330	343	673
05:00			16	20	36	17:00			162	247	409	20:00 21:00			194	246	440
05:15			36	29	65	17:15			154	181	335	21:00 22:00			163	188	351
05:30			54	60	114	17:30			133	158	291	22:00 23:00			74	98	172
05:45			57	62	119	17:45			151	150	301	23:00 00:00			51	70	121
06:00			34	79	113	18:00			118	114	232	STATISTICS					
06:15			48	81	129	18:15			108	120	228	Peak Period	00:00	to	12:00		
06:30			71	121	192	18:30			102	103	205	Volume			3260	3126	6386
06:45			119	141	260	18:45			83	82	165	Peak Hour	7:30	7:30	7:30		
07:00			114	116	230	19:00			95	100	195	Peak Volume			778	740	1518
07:15			170	127	297	19:15			88	93	181	Peak Hour Factor			0.817	0.830	0.841
07:30			170	149	319	19:30			76	82	158	Peak Period	12:00	to	00:00		
07:45			238	213	451	19:45			71	68	139	Volume			4437	5022	9459
08:00			177	223	400	20:00			51	82	133	Peak Hour	15:30	16:30	16:30		
08:15			193	155	348	20:15			52	55	107	Peak Volume			733	843	1492
08:30			170	141	311	20:30			49	56	105	Peak Hour Factor			0.940	0.853	0.912
08:45			166	100	266	20:45			42	53	95	Peak Period	07:00	to	09:00		
09:00			154	92	246	21:00			45	54	99	Volume			1398	1224	2622
09:15			123	68	191	21:15			48	53	101	Peak Hour	7:30	7:30	7:30		
09:30			95	76	171	21:30			38	41	79	Peak Volume			778	740	1518
09:45			114	73	187	21:45			32	40	72	Peak Hour Factor			0.817	0.830	0.841
10:00			97	84	181	22:00			17	25	42	Peak Period	16:00	to	18:00		
10:15			97	91	188	22:15			21	35	56	Volume			1277	1534	2811
10:30			87	83	170	22:30			19	20	39	Peak Hour	16:00	16:30	16:30		
10:45			83	87	170	22:45			17	18	35	Peak Volume			677	843	1492
11:00			100	102	202	23:00			13	21	34	Peak Hour Factor			0.868	0.853	0.912
11:15			86	100	186	23:15			19	22	41						
11:30			103	105	208	23:30			9	12	21						
11:45			98	140	238	23:45			10	15	25						
TOTALS	0	0	3260	3126	6386	TOTALS	0	0	4437	5022	9459						
SPLIT %	0%	0%	51%	49%	40%	SPLIT %	0%	0%	47%	53%	60%						



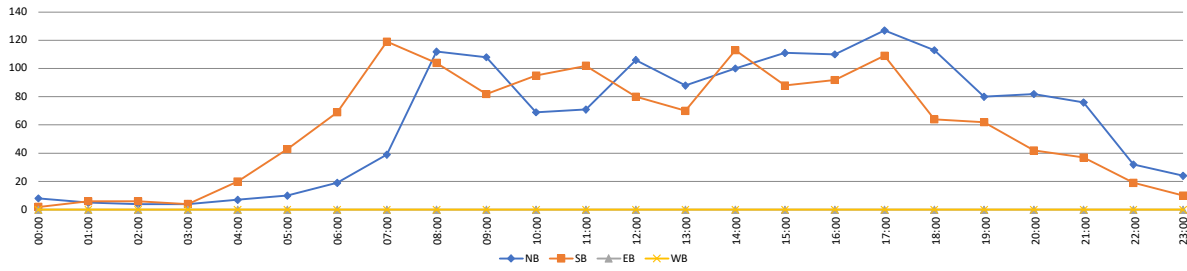
VOLUME

Explorer Dr West Bet. Lincoln Village Dr & Viking Dr

Day: Thursday
Date: 9/21/2023

City: Rancho Cordova
Project #: CA23_070188_007

DAILY TOTALS											DAILY TOTALS																																																																																																																																										
						NB	SB	EB	WB	Total																																																																																																																																											
						1,505	1,438	0	0	2,943																																																																																																																																											
15-Minutes Interval											Hourly Intervals																																																																																																																																										
TIME	NB	SB	EB	WB	TOTAL	TIME	NB	SB	EB	WB	TOTAL	TIME	NB	SB	EB	WB	TOTAL																																																																																																																																				
00:00	2	0			2	12:00	22	31			53	00:00 01:00	8	2			10																																																																																																																																				
00:15	2	2			4	12:15	33	15			48	01:00 02:00	5	6			11																																																																																																																																				
00:30	3	0			3	12:30	25	19			44	02:00 03:00	4	6			10																																																																																																																																				
00:45	1	0			1	12:45	26	15			41	03:00 04:00	4	4			8																																																																																																																																				
01:00	1	3			4	13:00	20	18			38	04:00 05:00	7	20			27																																																																																																																																				
01:15	0	0			0	13:15	25	17			42	05:00 06:00	10	43			53																																																																																																																																				
01:30	3	2			5	13:30	19	21			40	06:00 07:00	19	69			88																																																																																																																																				
01:45	1	1			2	13:45	24	14			38	07:00 08:00	39	119			158																																																																																																																																				
02:00	1	2			3	14:00	17	21			38	08:00 09:00	112	104			216																																																																																																																																				
02:15	2	0			2	14:15	26	40			66	09:00 10:00	108	82			190																																																																																																																																				
02:30	0	0			0	14:30	23	18			41	10:00 11:00	69	95			164																																																																																																																																				
02:45	1	4			5	14:45	34	34			68	11:00 12:00	71	102			173																																																																																																																																				
03:00	0	1			1	15:00	27	21			48	12:00 13:00	106	80			186																																																																																																																																				
03:15	0	0			0	15:15	30	24			54	13:00 14:00	88	70			158																																																																																																																																				
03:30	2	0			2	15:30	28	25			53	14:00 15:00	100	113			213																																																																																																																																				
03:45	2	3			5	15:45	26	18			44	15:00 16:00	111	88			199																																																																																																																																				
04:00	1	2			3	16:00	24	22			46	16:00 17:00	110	92			202																																																																																																																																				
04:15	0	1			1	16:15	27	14			41	17:00 18:00	127	109			236																																																																																																																																				
04:30	3	10			13	16:30	29	27			56	18:00 19:00	113	64			177																																																																																																																																				
04:45	3	7			10	16:45	30	29			59	19:00 20:00	80	62			142																																																																																																																																				
05:00	2	5			7	17:00	34	28			62	20:00 21:00	82	42			124																																																																																																																																				
05:15	3	5			8	17:15	26	29			55	21:00 22:00	76	37			113																																																																																																																																				
05:30	1	17			18	17:30	34	27			61	22:00 23:00	32	19			51																																																																																																																																				
05:45	4	16			20	17:45	33	25			58	23:00 00:00	24	10			34																																																																																																																																				
06:00	3	13			16	18:00	28	15			43	<table border="1"> <thead> <tr> <th colspan="6">STATISTICS</th> </tr> <tr> <th></th> <th>NB</th> <th>SB</th> <th>EB</th> <th>WB</th> <th>TOTAL</th> </tr> </thead> <tbody> <tr> <td>Peak Period</td> <td colspan="2">00:00 to 12:00</td> <td colspan="3"></td> </tr> <tr> <td>Volume</td> <td>456</td> <td>652</td> <td colspan="2"></td> <td>1108</td> </tr> <tr> <td>Peak Hour</td> <td>8:15</td> <td>7:15</td> <td colspan="2"></td> <td>7:45</td> </tr> <tr> <td>Peak Volume</td> <td>114</td> <td>121</td> <td colspan="2"></td> <td>220</td> </tr> <tr> <td>Peak Hour Factor</td> <td>0.838</td> <td>0.945</td> <td colspan="2"></td> <td>0.873</td> </tr> <tr> <td>Peak Period</td> <td colspan="2">12:00 to 00:00</td> <td colspan="3"></td> </tr> <tr> <td>Volume</td> <td>1049</td> <td>786</td> <td colspan="2"></td> <td>1835</td> </tr> <tr> <td>Peak Hour</td> <td>17:30</td> <td>14:00</td> <td colspan="2"></td> <td>16:45</td> </tr> <tr> <td>Peak Volume</td> <td>130</td> <td>113</td> <td colspan="2"></td> <td>237</td> </tr> <tr> <td>Peak Hour Factor</td> <td>0.929</td> <td>0.706</td> <td colspan="2"></td> <td>0.956</td> </tr> <tr> <td>Peak Period</td> <td colspan="2">07:00 to 09:00</td> <td colspan="3"></td> </tr> <tr> <td>Volume</td> <td>151</td> <td>223</td> <td colspan="2"></td> <td>374</td> </tr> <tr> <td>Peak Hour</td> <td>8:00</td> <td>7:15</td> <td colspan="2"></td> <td>7:45</td> </tr> <tr> <td>Peak Volume</td> <td>112</td> <td>121</td> <td colspan="2"></td> <td>220</td> </tr> <tr> <td>Peak Hour Factor</td> <td>0.824</td> <td>0.945</td> <td colspan="2"></td> <td>0.873</td> </tr> <tr> <td>Peak Period</td> <td colspan="2">16:00 to 18:00</td> <td colspan="3"></td> </tr> <tr> <td>Volume</td> <td>237</td> <td>201</td> <td colspan="2"></td> <td>438</td> </tr> <tr> <td>Peak Hour</td> <td>17:00</td> <td>16:30</td> <td colspan="2"></td> <td>16:45</td> </tr> <tr> <td>Peak Volume</td> <td>127</td> <td>113</td> <td colspan="2"></td> <td>237</td> </tr> <tr> <td>Peak Hour Factor</td> <td>0.934</td> <td>0.974</td> <td colspan="2"></td> <td>0.956</td> </tr> </tbody> </table>						STATISTICS							NB	SB	EB	WB	TOTAL	Peak Period	00:00 to 12:00					Volume	456	652			1108	Peak Hour	8:15	7:15			7:45	Peak Volume	114	121			220	Peak Hour Factor	0.838	0.945			0.873	Peak Period	12:00 to 00:00					Volume	1049	786			1835	Peak Hour	17:30	14:00			16:45	Peak Volume	130	113			237	Peak Hour Factor	0.929	0.706			0.956	Peak Period	07:00 to 09:00					Volume	151	223			374	Peak Hour	8:00	7:15			7:45	Peak Volume	112	121			220	Peak Hour Factor	0.824	0.945			0.873	Peak Period	16:00 to 18:00					Volume	237	201			438	Peak Hour	17:00	16:30			16:45	Peak Volume	127	113			237	Peak Hour Factor	0.934	0.974			0.956
STATISTICS																																																																																																																																																					
	NB	SB	EB	WB	TOTAL																																																																																																																																																
Peak Period	00:00 to 12:00																																																																																																																																																				
Volume	456	652			1108																																																																																																																																																
Peak Hour	8:15	7:15			7:45																																																																																																																																																
Peak Volume	114	121			220																																																																																																																																																
Peak Hour Factor	0.838	0.945			0.873																																																																																																																																																
Peak Period	12:00 to 00:00																																																																																																																																																				
Volume	1049	786			1835																																																																																																																																																
Peak Hour	17:30	14:00			16:45																																																																																																																																																
Peak Volume	130	113			237																																																																																																																																																
Peak Hour Factor	0.929	0.706			0.956																																																																																																																																																
Peak Period	07:00 to 09:00																																																																																																																																																				
Volume	151	223			374																																																																																																																																																
Peak Hour	8:00	7:15			7:45																																																																																																																																																
Peak Volume	112	121			220																																																																																																																																																
Peak Hour Factor	0.824	0.945			0.873																																																																																																																																																
Peak Period	16:00 to 18:00																																																																																																																																																				
Volume	237	201			438																																																																																																																																																
Peak Hour	17:00	16:30			16:45																																																																																																																																																
Peak Volume	127	113			237																																																																																																																																																
Peak Hour Factor	0.934	0.974			0.956																																																																																																																																																
06:15	6	10			16	18:15	35	17			52																																																																																																																																										
06:30	4	26			30	18:30	27	9			36																																																																																																																																										
06:45	6	20			26	18:45	23	23			46																																																																																																																																										
07:00	8	27			35	19:00	24	17			41																																																																																																																																										
07:15	4	32			36	19:15	19	19			38																																																																																																																																										
07:30	7	30			37	19:30	19	18			37																																																																																																																																										
07:45	20	30			50	19:45	18	8			26																																																																																																																																										
08:00	29	29			58	20:00	20	9			29																																																																																																																																										
08:15	34	29			63	20:15	23	8			31																																																																																																																																										
08:30	24	25			49	20:30	25	21			46																																																																																																																																										
08:45	25	21			46	20:45	14	4			18																																																																																																																																										
09:00	31	23			54	21:00	28	13			41																																																																																																																																										
09:15	24	18			42	21:15	17	8			25																																																																																																																																										
09:30	28	18			46	21:30	21	9			30																																																																																																																																										
09:45	25	23			48	21:45	10	7			17																																																																																																																																										
10:00	17	21			38	22:00	10	5			15																																																																																																																																										
10:15	21	19			40	22:15	4	6			10																																																																																																																																										
10:30	19	32			51	22:30	12	5			17																																																																																																																																										
10:45	12	23			35	22:45	6	3			9																																																																																																																																										
11:00	12	26			38	23:00	7	5			12																																																																																																																																										
11:15	19	21			40	23:15	6	2			8																																																																																																																																										
11:30	21	19			40	23:30	4	2			6																																																																																																																																										
11:45	19	36			55	23:45	7	1			8																																																																																																																																										
TOTALS	456	652	0	0	1108	TOTALS	1049	786	0	0	1835																																																																																																																																										
SPLIT %	41%	59%	0%	0%	38%	SPLIT %	57%	43%	0%	0%	62%																																																																																																																																										



SPEED

Explorer Dr Bet. Viking Dr & Vanguard Dr

Day: Thursday
Date: 9/21/2023

City: Rancho Cordova
Project #: CA23_070188_008

Time	EASTBOUND														Total	WESTBOUND														Total	TOTALS														Total
	5	15	20	25	30	35	40	45	50	55	60	65	70	70		5	15	20	25	30	35	40	45	50	55	60	65	70	70		5	15	20	25	30	35	40	45	50	55	60	65	70	70	
	15	20	25	30	35	40	45	50	55	60	65	70	99	15		20	25	30	35	40	45	50	55	60	65	70	99	15	20		25	30	35	40	45	50	55	60	65	70	99				
00:00	0	0	1	1	1	0	0	0	0	0	0	0	0	3	0	1	0	1	0	1	0	0	0	0	0	0	3	0	0	1	2	1	1	0	0	0	0	0	0	0	0	0	6		
01:00	0	0	0	4	1	0	0	0	0	0	0	0	0	5	1	0	0	1	0	0	0	0	0	0	0	0	2	1	0	0	4	2	0	0	0	0	0	0	0	0	0	7			
02:00	0	0	2	2	0	0	0	0	0	0	0	0	0	4	0	0	0	2	0	0	0	0	0	0	0	0	2	0	0	2	4	0	0	0	0	0	0	0	0	0	0	6			
03:00	0	0	0	0	1	0	0	0	0	0	0	0	0	1	0	0	0	1	1	1	0	0	0	0	0	0	3	0	0	0	1	2	1	0	0	0	0	0	0	0	0	4			
04:00	0	1	1	1	1	0	0	0	0	0	0	0	0	4	0	0	1	3	2	0	0	0	0	0	0	0	6	0	1	2	4	3	0	0	0	0	0	0	0	0	10				
05:00	0	0	1	1	1	1	0	0	0	0	0	0	0	4	0	1	3	5	7	2	0	0	0	0	0	18	0	1	4	6	8	3	0	0	0	0	0	0	0	0	22				
06:00	0	1	0	3	3	1	0	0	0	0	0	0	0	8	0	4	4	7	8	2	0	0	0	0	0	25	0	5	4	10	11	3	0	0	0	0	0	0	0	0	33				
07:00	0	1	10	8	12	1	1	0	0	0	0	0	0	33	1	3	3	22	22	7	0	0	0	0	0	58	1	4	13	30	34	8	1	0	0	0	0	0	0	0	91				
08:00	0	1	6	19	8	1	1	0	0	0	0	0	0	36	1	3	6	26	26	3	1	0	0	0	0	66	1	4	12	45	34	4	2	0	0	0	0	0	0	0	102				
09:00	0	3	4	12	5	2	0	0	0	0	0	0	0	26	0	2	5	26	9	1	0	0	0	0	0	43	0	5	9	38	14	3	0	0	0	0	0	0	0	0	69				
10:00	1	3	7	8	3	1	0	0	0	0	0	0	0	23	1	1	11	15	10	1	0	0	0	0	0	39	2	4	18	23	13	2	0	0	0	0	0	0	0	0	62				
11:00	0	0	3	19	16	1	1	0	0	0	0	0	0	40	0	2	3	16	16	4	0	0	0	0	0	41	0	2	6	35	32	5	1	0	0	0	0	0	0	0	81				
12:00	0	0	2	15	9	1	0	0	0	0	0	0	0	27	0	2	2	9	12	3	0	0	0	0	0	28	0	2	4	24	21	4	0	0	0	0	0	0	0	0	55				
13:00	1	2	11	12	15	2	0	0	0	0	0	0	0	43	1	1	4	18	16	2	0	0	0	0	0	42	2	3	15	30	31	4	0	0	0	0	0	0	0	0	85				
14:00	0	2	8	32	11	5	1	0	0	0	0	0	0	59	1	3	12	34	20	5	1	0	0	0	0	76	1	5	20	66	31	10	2	0	0	0	0	0	0	0	135				
15:00	3	4	7	12	13	2	0	1	0	0	0	0	0	42	2	5	4	20	10	2	1	0	0	0	0	44	5	9	11	32	23	4	1	1	0	0	0	0	0	0	86				
16:00	1	1	5	14	15	7	0	0	0	0	0	0	0	43	0	5	8	20	13	3	0	0	0	1	0	50	1	6	13	34	28	10	0	0	0	1	0	0	0	0	93				
17:00	1	1	10	19	11	6	0	1	0	0	0	0	0	49	0	2	7	23	18	3	2	0	0	0	0	55	1	3	17	42	29	9	2	1	0	0	0	0	0	104					
18:00	2	2	8	16	19	3	1	0	0	0	0	0	0	51	2	1	15	11	16	4	1	0	0	0	0	50	4	3	23	27	35	7	2	0	0	0	0	0	0	101					
19:00	0	1	11	15	5	1	0	0	0	0	0	0	0	33	0	3	7	21	8	6	0	0	0	0	0	45	0	4	18	36	13	7	0	0	0	0	0	0	0	78					
20:00	0	2	8	15	10	0	1	0	0	0	0	0	0	36	1	4	5	13	5	0	0	0	0	0	0	28	1	6	13	28	15	0	1	0	0	0	0	0	0	0	64				
21:00	0	0	6	13	9	2	0	0	0	0	0	0	0	30	0	2	7	6	5	2	0	0	0	0	0	22	0	2	13	19	14	4	0	0	0	0	0	0	0	0	52				
22:00	0	0	8	9	6	1	0	0	0	0	0	0	0	24	0	0	1	4	7	0	0	0	0	0	0	12	0	0	9	13	13	1	0	0	0	0	0	0	0	0	0	36			
23:00	0	0	1	5	2	0	0	2	0	0	0	0	0	10	1	0	2	4	3	1	0	0	0	0	0	11	1	0	3	9	5	1	0	2	0	0	0	0	0	0	0	21			
Totals	9	25	120	255	177	38	6	4	0	0	0	0	0	634	12	45	110	307	235	53	6	0	0	1	0	769	21	70	230	562	412	91	12	4	0	1	0	0	0	0	1,403				
% of Totals	1%	4%	19%	40%	28%	6%	1%	1%						100%	2%	6%	14%	40%	31%	7%	1%			0%		100%	1%	5%	16%	40%	29%	6%	1%	0%							100%				

STATISTICS	EASTBOUND														Total	WESTBOUND														Total									
	00:00-12:00	15:00-18:00	18:00-20:00	20:00-22:00	22:00-00:00	00:00-02:00	02:00-04:00	04:00-06:00	06:00-08:00	08:00-10:00	10:00-12:00	12:00-14:00	14:00-16:00	16:00-18:00		00:00-12:00	15:00-18:00	18:00-20:00	20:00-22:00	22:00-00:00	00:00-02:00	02:00-04:00	04:00-06:00	06:00-08:00	08:00-10:00	10:00-12:00	12:00-14:00	14:00-16:00	16:00-18:00										
Peak Hour	10:00	8:15	7:00	8:30	11:00	9:30	7:15	0:00	0:00	0:00	0:00	0:00	0:00	8:15	0:15	6:30	10:00	8:30	7:45	7:00	7:30	0:00	0:00	0:00	0:00	8:15	10:00	5:45	10:15	8:30	7:45	7:15	7:30	0:00	0:00	0:00	0:00	0:00	8:15
Peak Volume	1	3	10	21	16	3	2	0	0	0	0	0	0	42	1	5	11	35	28	7	1	0	0	0	0	68	2	5	20	56	41	9	3	0	0	0	0	0	110
%	1%	2%	13%	28%	20%	5%	0%	1%	0%	0%	0%	0%	0%	71%	1%	4%	12%	29%	21%	5%	1%	0%	0%	0%	0%	73%	3%	7%	25%	57%	41%	10%	1%	1%	0%	0%	0%	0%	144%
Peak Volume	3	4	13	32	20	10	1	2	0	0	0	0	0	61	2	6	15	37	21	6	2	0	0	0	77	5	9	25	66	38	14	3	2	0	1	0	0	0	136
07:00-09:00	0	2	16	27	20	2	2	0	0	0	0	0	0	69	2	6	9	48	48	10	1	0	0	0	0	124	2	8	25	75	68	12	3	0	0	0	0	0	193
Peak Hour	7:00	7:00	7:00	8:00	7:30	7:15	7:15	7:00	7:00	7:00	7:00	7:00	7:00	7:45	7:00	7:15	7:45	8:00	7:45	7:00	7:30	7:00	7:00	7:00	8:00	7:00	7:15	7:00	8:00	7:45	7:15	7:30	7:00	7:00	7:00	7:00	7:00	7:45	
Peak Volume	0	1	10	19	14	2	2	0	0	0	0	0	0	39	1	4	6	26	28	7	1	0	0	0	66	1	5	13	45	41	9	3	0	0	0	0	0	103	
16:00-18:00	2	2	15	33	26	13	0	1	0	0	0	0	0	92	0	7	15	43	31	6	2	0	0	0	105	2	9	30	76	57	19	2	1	0	1	0	0	0	197
Peak Hour	16:30	16:00	17:00	16:45	16:00	16:15	16:00	16:30	16:00	16:00	16:00	16:00	16:00	16:45	16:00	16:15	16:15	17:00	16:30	16:30	17:00	16:00	16:00	16:00	16:30	16:30	16:15	17:00	16:45	16:30	16:30	17:00	16:30	16:00	16:00	16:00	16:00	16:00	16:30
Peak Volume	2	1	10	22	15	10	0	1	0	0	0	0	0	57	0	6	16	19	4	2	0	0	0	0	57	2	7	17	42	32	14	2	1	0	1	0	0	0	109

Direction	Percentiles					
	15th	50th	Average	85th	95th	ADT
EASTBOUND	23	28	28	34	37	634
WESTBOUND	23	29	28	34	37	769
TOTALS	23	28	28	34	37	1403

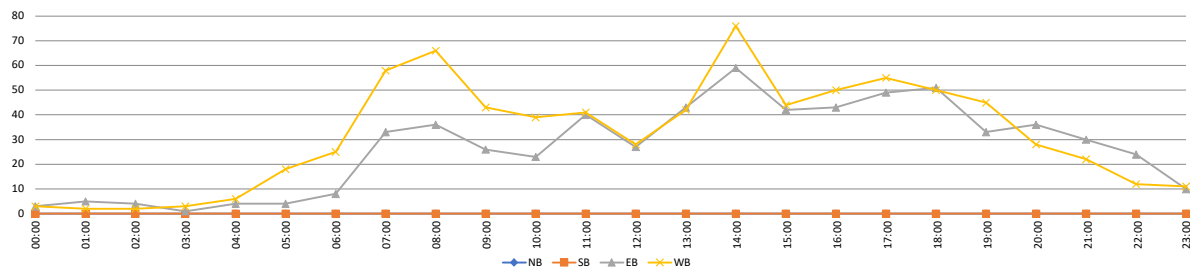
VOLUME

Explorer Dr Bet. Viking Dr & Vanguard Dr

Day: Thursday
Date: 9/21/2023

City: Rancho Cordova
Project #: CA23_070188_008

DAILY TOTALS						DAILY TOTALS											
						NB	SB	EB	WB	Total							
						0	0	634	769	1,403							
15-Minutes Interval											Hourly Intervals						
TIME	NB	SB	EB	WB	TOTAL	TIME	NB	SB	EB	WB	TOTAL	TIME	NB	SB	EB	WB	TOTAL
00:00			0	0	0	12:00			8	12	20	00:00 01:00			3	3	6
00:15			0	2	2	12:15			7	2	9	01:00 02:00			5	2	7
00:30			1	1	2	12:30			6	11	17	02:00 03:00			4	2	6
00:45			2	0	2	12:45			6	3	9	03:00 04:00			1	3	4
01:00			2	1	3	13:00			11	9	20	04:00 05:00			4	6	10
01:15			1	0	1	13:15			7	10	17	05:00 06:00			4	18	22
01:30			2	1	3	13:30			10	8	18	06:00 07:00			8	25	33
01:45			0	0	0	13:45			15	15	30	07:00 08:00			33	58	91
02:00			0	1	1	14:00			16	12	28	08:00 09:00			36	66	102
02:15			1	0	1	14:15			13	34	47	09:00 10:00			26	43	69
02:30			1	0	1	14:30			15	16	31	10:00 11:00			23	39	62
02:45			2	1	3	14:45			15	14	29	11:00 12:00			40	41	81
03:00			1	0	1	15:00			12	12	24	12:00 13:00			27	28	55
03:15			0	0	0	15:15			11	9	20	13:00 14:00			43	42	85
03:30			0	0	0	15:30			8	8	16	14:00 15:00			59	76	135
03:45			0	3	3	15:45			11	15	26	15:00 16:00			42	44	86
04:00			1	1	2	16:00			9	15	24	16:00 17:00			43	50	93
04:15			0	0	0	16:15			8	5	13	17:00 18:00			49	55	104
04:30			1	3	4	16:30			10	17	27	18:00 19:00			51	50	101
04:45			2	2	4	16:45			16	13	29	19:00 20:00			33	45	78
05:00			2	3	5	17:00			7	14	21	20:00 21:00			36	28	64
05:15			0	7	7	17:15			19	13	32	21:00 22:00			30	22	52
05:30			0	3	3	17:30			15	12	27	22:00 23:00			24	12	36
05:45			2	5	7	17:45			8	16	24	23:00 00:00			10	11	21
06:00			1	4	5	18:00			19	10	29	STATISTICS					
06:15			2	5	7	18:15			12	13	25		NB	SB	EB	WB	TOTAL
06:30			3	13	16	18:30			9	9	18	Peak Period	00:00 to 12:00				
06:45			2	3	5	18:45			11	18	29	Volume			187	306	493
07:00			3	11	14	19:00			7	12	19	Peak Hour	8:15 to 8:15				
07:15			6	19	25	19:15			5	20	25	Peak Volume			42	68	110
07:30			12	13	25	19:30			11	8	19	Peak Hour Factor			0.750	0.810	0.786
07:45			12	15	27	19:45			10	5	15	Peak Period	12:00 to 00:00				
08:00			5	14	19	20:00			10	6	16	Volume			447	463	910
08:15			8	14	22	20:15			8	7	15	Peak Hour	13:45 to 13:45				
08:30			14	21	35	20:30			9	12	21	Peak Volume			61	77	136
08:45			9	17	26	20:45			9	3	12	Peak Hour Factor			0.803	0.566	0.723
09:00			11	16	27	21:00			2	6	8	Peak Period	07:00 to 09:00				
09:15			5	12	17	21:15			15	7	22	Volume			69	124	193
09:30			8	6	14	21:30			3	5	8	Peak Hour	7:45 to 7:45				
09:45			2	9	11	21:45			10	4	14	Peak Volume			39	66	103
10:00			4	7	11	22:00			10	7	17	Peak Hour Factor			0.696	0.786	0.736
10:15			8	9	17	22:15			5	3	8	Peak Period	16:00 to 18:00				
10:30			4	13	17	22:30			4	2	6	Volume			92	105	197
10:45			7	10	17	22:45			5	0	5	Peak Hour	16:45 to 16:30				
11:00			8	9	17	23:00			5	4	9	Peak Volume			16:45	16:30	16:30
11:15			7	10	17	23:15			2	3	5	Peak Hour Factor			57	57	109
11:30			12	13	25	23:30			2	1	3						
11:45			13	9	22	23:45			1	3	4						
TOTALS	0	0	187	306	493	TOTALS	0	0	447	463	910						
SPLIT %	0%	0%	38%	62%	35%	SPLIT %	0%	0%	49%	51%	65%						



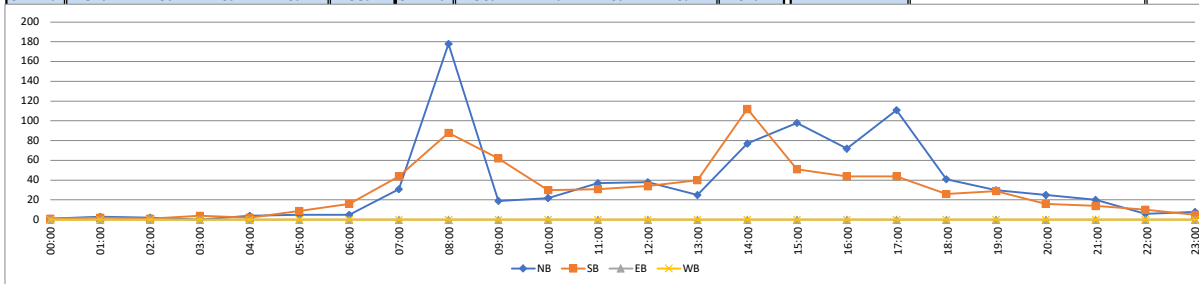
VOLUME

Explorer Dr Bet. Vanguard Dr & Lincoln Village Dr

Day: Thursday
Date: 9/21/2023

City: Rancho Cordova
Project #: CA23_070188_009

DAILY TOTALS						NB	SB	EB	WB	Total	DAILY TOTALS																																																																																																																																									
						858	715	0	0	1,573																																																																																																																																										
15-Minutes Interval											Hourly Intervals																																																																																																																																									
TIME	NB	SB	EB	WB	TOTAL	TIME	NB	SB	EB	WB	TOTAL	TIME	NB	SB	EB	WB	TOTAL																																																																																																																																			
00:00	0	0			0	12:00	7	11			18	00:00	01:00	1	1		2																																																																																																																																			
00:15	1	0			1	12:15	12	15			27	01:00	02:00	3	2		5																																																																																																																																			
00:30	0	1			1	12:30	9	3			12	02:00	03:00	2	1		3																																																																																																																																			
00:45	0	0			0	12:45	10	5			15	03:00	04:00	0	4		4																																																																																																																																			
01:00	0	1			1	13:00	7	7			14	04:00	05:00	4	2		6																																																																																																																																			
01:15	3	0			3	13:15	8	7			15	05:00	06:00	5	9		14																																																																																																																																			
01:30	0	0			0	13:30	5	12			17	06:00	07:00	5	16		21																																																																																																																																			
01:45	0	1			1	13:45	5	14			19	07:00	08:00	31	44		75																																																																																																																																			
02:00	1	0			1	14:00	12	21			33	08:00	09:00	178	88		266																																																																																																																																			
02:15	0	0			0	14:15	13	61			74	09:00	10:00	19	62		81																																																																																																																																			
02:30	0	0			0	14:30	13	16			29	10:00	11:00	22	30		52																																																																																																																																			
02:45	1	1			2	14:45	39	14			53	11:00	12:00	37	31		68																																																																																																																																			
03:00	0	0			0	15:00	50	7			57	12:00	13:00	38	34		72																																																																																																																																			
03:15	0	1			1	15:15	18	9			27	13:00	14:00	25	40		65																																																																																																																																			
03:30	0	2			2	15:30	17	21			38	14:00	15:00	77	112		189																																																																																																																																			
03:45	0	1			1	15:45	13	14			27	15:00	16:00	98	51		149																																																																																																																																			
04:00	0	2			2	16:00	19	12			31	16:00	17:00	72	44		116																																																																																																																																			
04:15	1	0			1	16:15	18	15			33	17:00	18:00	111	44		155																																																																																																																																			
04:30	2	0			2	16:30	20	12			32	18:00	19:00	41	26		67																																																																																																																																			
04:45	1	0			1	16:45	15	5			20	19:00	20:00	30	29		59																																																																																																																																			
05:00	2	1			3	17:00	37	9			46	20:00	21:00	25	16		41																																																																																																																																			
05:15	2	2			4	17:15	46	17			63	21:00	22:00	20	14		34																																																																																																																																			
05:30	0	4			4	17:30	18	7			25	22:00	23:00	6	10		16																																																																																																																																			
05:45	1	2			3	17:45	10	11			21	23:00	00:00	8	5		13																																																																																																																																			
06:00	1	3			4	18:00	8	12			20	<table border="1"> <thead> <tr> <th colspan="5">STATISTICS</th> </tr> <tr> <th></th> <th>NB</th> <th>SB</th> <th>EB</th> <th>WB</th> <th>TOTAL</th> </tr> </thead> <tbody> <tr> <td>Peak Period</td> <td colspan="4">00:00 to 12:00</td> <td></td> </tr> <tr> <td>Volume</td> <td>307</td> <td>290</td> <td></td> <td></td> <td>597</td> </tr> <tr> <td>Peak Hour</td> <td colspan="2">8:00 8:15</td> <td colspan="2"></td> <td>8:15</td> </tr> <tr> <td>Peak Volume</td> <td>178</td> <td>120</td> <td colspan="2"></td> <td>296</td> </tr> <tr> <td>Peak Hour Factor</td> <td colspan="2">0.500 0.698</td> <td colspan="2"></td> <td>0.592</td> </tr> <tr> <td>Peak Period</td> <td colspan="4">12:00 to 00:00</td> <td></td> </tr> <tr> <td>Volume</td> <td>551</td> <td>425</td> <td colspan="2"></td> <td>976</td> </tr> <tr> <td>Peak Hour</td> <td colspan="2">14:45 13:45</td> <td colspan="2"></td> <td>14:15</td> </tr> <tr> <td>Peak Volume</td> <td>124</td> <td>112</td> <td colspan="2"></td> <td>236</td> </tr> <tr> <td>Peak Hour Factor</td> <td colspan="2">0.620 0.459</td> <td colspan="2"></td> <td>0.720</td> </tr> <tr> <td>Peak Period</td> <td colspan="4">07:00 to 09:00</td> <td></td> </tr> <tr> <td>Volume</td> <td>209</td> <td>132</td> <td colspan="2"></td> <td>341</td> </tr> <tr> <td>Peak Hour</td> <td colspan="2">8:00 8:00</td> <td colspan="2"></td> <td>8:00</td> </tr> <tr> <td>Peak Volume</td> <td>178</td> <td>88</td> <td colspan="2"></td> <td>266</td> </tr> <tr> <td>Peak Hour Factor</td> <td colspan="2">0.500 0.611</td> <td colspan="2"></td> <td>0.532</td> </tr> <tr> <td>Peak Period</td> <td colspan="4">16:00 to 18:00</td> <td></td> </tr> <tr> <td>Volume</td> <td>183</td> <td>88</td> <td colspan="2"></td> <td>271</td> </tr> <tr> <td>Peak Hour</td> <td colspan="2">16:30 16:00</td> <td colspan="2"></td> <td>16:30</td> </tr> <tr> <td>Peak Volume</td> <td>118</td> <td>44</td> <td colspan="2"></td> <td>161</td> </tr> <tr> <td>Peak Hour Factor</td> <td colspan="2">0.641 0.733</td> <td colspan="2"></td> <td>0.639</td> </tr> </tbody> </table>						STATISTICS						NB	SB	EB	WB	TOTAL	Peak Period	00:00 to 12:00					Volume	307	290			597	Peak Hour	8:00 8:15				8:15	Peak Volume	178	120			296	Peak Hour Factor	0.500 0.698				0.592	Peak Period	12:00 to 00:00					Volume	551	425			976	Peak Hour	14:45 13:45				14:15	Peak Volume	124	112			236	Peak Hour Factor	0.620 0.459				0.720	Peak Period	07:00 to 09:00					Volume	209	132			341	Peak Hour	8:00 8:00				8:00	Peak Volume	178	88			266	Peak Hour Factor	0.500 0.611				0.532	Peak Period	16:00 to 18:00					Volume	183	88			271	Peak Hour	16:30 16:00				16:30	Peak Volume	118	44			161	Peak Hour Factor	0.641 0.733				0.639
STATISTICS																																																																																																																																																				
	NB	SB	EB	WB	TOTAL																																																																																																																																															
Peak Period	00:00 to 12:00																																																																																																																																																			
Volume	307	290			597																																																																																																																																															
Peak Hour	8:00 8:15				8:15																																																																																																																																															
Peak Volume	178	120			296																																																																																																																																															
Peak Hour Factor	0.500 0.698				0.592																																																																																																																																															
Peak Period	12:00 to 00:00																																																																																																																																																			
Volume	551	425			976																																																																																																																																															
Peak Hour	14:45 13:45				14:15																																																																																																																																															
Peak Volume	124	112			236																																																																																																																																															
Peak Hour Factor	0.620 0.459				0.720																																																																																																																																															
Peak Period	07:00 to 09:00																																																																																																																																																			
Volume	209	132			341																																																																																																																																															
Peak Hour	8:00 8:00				8:00																																																																																																																																															
Peak Volume	178	88			266																																																																																																																																															
Peak Hour Factor	0.500 0.611				0.532																																																																																																																																															
Peak Period	16:00 to 18:00																																																																																																																																																			
Volume	183	88			271																																																																																																																																															
Peak Hour	16:30 16:00				16:30																																																																																																																																															
Peak Volume	118	44			161																																																																																																																																															
Peak Hour Factor	0.641 0.733				0.639																																																																																																																																															
06:15	1	3			4	18:15	9	5			14																																																																																																																																									
06:30	0	6			6	18:30	9	3			12																																																																																																																																									
06:45	3	4			7	18:45	15	6			21																																																																																																																																									
07:00	5	9			14	19:00	13	9			22																																																																																																																																									
07:15	5	9			14	19:15	6	8			14																																																																																																																																									
07:30	11	11			22	19:30	8	7			15																																																																																																																																									
07:45	10	15			25	19:45	3	5			8																																																																																																																																									
08:00	14	11			25	20:00	6	6			12																																																																																																																																									
08:15	37	13			50	20:15	9	6			15																																																																																																																																									
08:30	38	28			66	20:30	6	3			9																																																																																																																																									
08:45	89	36			125	20:45	4	1			5																																																																																																																																									
09:00	12	43			55	21:00	4	6			10																																																																																																																																									
09:15	2	6			8	21:15	4	2			6																																																																																																																																									
09:30	3	6			9	21:30	6	5			11																																																																																																																																									
09:45	2	7			9	21:45	6	1			7																																																																																																																																									
10:00	4	8			12	22:00	1	5			6																																																																																																																																									
10:15	6	8			14	22:15	0	3			3																																																																																																																																									
10:30	8	4			12	22:30	3	1			4																																																																																																																																									
10:45	4	10			14	22:45	2	1			3																																																																																																																																									
11:00	7	2			9	23:00	1	2			3																																																																																																																																									
11:15	9	5			14	23:15	4	2			6																																																																																																																																									
11:30	18	7			25	23:30	1	1			2																																																																																																																																									
11:45	3	17			20	23:45	2	0			2																																																																																																																																									
TOTALS	307	290	0	0	597	TOTALS	551	425	0	0	976																																																																																																																																									
SPLIT %	51%	49%	0%	0%	38%	SPLIT %	56%	44%	0%	0%	62%																																																																																																																																									



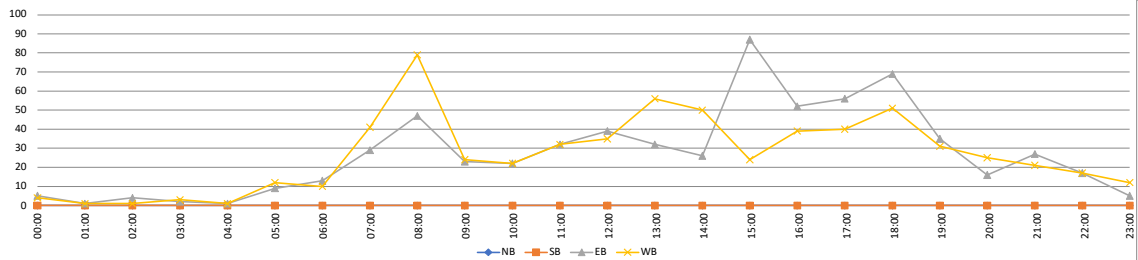
VOLUME

Vanguard Dr Bet. Explorer Dr & Routier Rd

Day: Thursday
Date: 9/21/2023

City: Rancho Cordova
Project #: CA23_070188_010

DAILY TOTALS						DAILY TOTALS												
						NB	SB	EB	WB	Total								
						0	0	649	631	1,280								
15-Minutes Interval												Hourly Intervals						
TIME	NB	SB	EB	WB	TOTAL	TIME	NB	SB	EB	WB	TOTAL	TIME	NB	SB	EB	WB	TOTAL	
00:00			0	0	0	12:00			9	14	23	00:00	01:00			5	4	9
00:15			3	1	4	12:15			12	4	16	01:00	02:00			1	1	2
00:30			1	1	2	12:30			9	10	19	02:00	03:00			4	1	5
00:45			1	2	3	12:45			9	7	16	03:00	04:00			2	3	5
01:00			0	1	1	13:00			6	11	17	04:00	05:00			1	1	2
01:15			0	0	0	13:15			9	19	28	05:00	06:00			9	12	21
01:30			0	0	0	13:30			7	12	19	06:00	07:00			13	10	23
01:45			1	0	1	13:45			10	14	24	07:00	08:00			29	41	70
02:00			1	1	2	14:00			8	29	37	08:00	09:00			47	79	126
02:15			0	0	0	14:15			3	6	9	09:00	10:00			23	24	47
02:30			1	0	1	14:30			11	10	21	10:00	11:00			22	22	44
02:45			2	0	2	14:45			4	5	9	11:00	12:00			32	32	64
03:00			0	1	1	15:00			15	5	20	12:00	13:00			39	35	74
03:15			0	1	1	15:15			34	8	42	13:00	14:00			32	56	88
03:30			1	1	2	15:30			23	1	24	14:00	15:00			26	50	76
03:45			1	0	1	15:45			15	10	25	15:00	16:00			87	24	111
04:00			0	0	0	16:00			8	15	23	16:00	17:00			52	39	91
04:15			0	0	0	16:15			15	11	26	17:00	18:00			56	40	96
04:30			0	0	0	16:30			16	4	20	18:00	19:00			69	51	120
04:45			1	1	2	16:45			13	9	22	19:00	20:00			35	31	66
05:00			2	2	4	17:00			16	7	23	20:00	21:00			16	25	41
05:15			1	3	4	17:15			16	10	26	21:00	22:00			27	21	48
05:30			4	2	6	17:30			13	15	28	22:00	23:00			17	17	34
05:45			2	5	7	17:45			11	8	19	23:00	00:00			5	12	17
06:00			5	3	8	18:00			11	10	21	STATISTICS						
06:15			2	0	2	18:15			13	14	27		NB	SB	EB	WB	TOTAL	
06:30			4	2	6	18:30			19	14	33	Peak Period	00:00	to	12:00			
06:45			2	5	7	18:45			26	13	39	Volume			188	230	418	
07:00			3	10	13	19:00			12	4	16	Peak Hour			8:15	8:00	8:00	
07:15			4	11	15	19:15			11	15	26	Peak Volume			49	79	126	
07:30			9	6	15	19:30			7	8	15	Peak Hour Factor			0.721	0.637	0.656	
07:45			13	14	27	19:45			5	4	9	Peak Period	12:00	to	00:00			
08:00			10	15	25	20:00			2	6	8	Volume			461	401	862	
08:15			9	17	26	20:15			5	6	11	Peak Hour			15:00	13:15	18:00	
08:30			11	16	27	20:30			3	7	10	Peak Volume			87	74	120	
08:45			17	31	48	20:45			6	6	12	Peak Hour Factor			0.640	0.638	0.769	
09:00			12	9	21	21:00			8	8	16	Peak Period	07:00	to	09:00			
09:15			2	4	6	21:15			6	4	10	Volume			76	120	196	
09:30			6	4	10	21:30			5	5	10	Peak Hour			8:00	8:00	8:00	
09:45			3	7	10	21:45			8	4	12	Peak Volume			47	79	126	
10:00			6	6	12	22:00			4	6	10	Peak Hour Factor			0.691	0.637	0.656	
10:15			5	8	13	22:15			7	3	10	Peak Period	16:00	to	18:00			
10:30			7	5	12	22:30			4	3	7	Volume			108	79	187	
10:45			4	3	7	22:45			2	5	7	Peak Hour			16:30	16:45	16:45	
11:00			8	6	14	23:00			2	4	6	Peak Volume			61	41	99	
11:15			6	9	15	23:15			2	6	8	Peak Hour Factor			0.953	0.683	0.884	
11:30			7	7	14	23:30			0	1	1							
11:45			11	10	21	23:45			1	1	2							
TOTALS	0	0	188	230	418	TOTALS	0	0	461	401	862							
SPLIT %	0%	0%	45%	55%	33%	SPLIT %	0%	0%	53%	47%	67%							



SPEED
Router Rd Bet US-50 & Rockingham Dr

Day: Wednesday
 Date: 2/28/2024

City: Rancho Cordova
 Project #: CA24_070037_001

Time	NORTHBOUND										Total	SOUTHBOUND										Total	TOTALS										Total															
	5	15	20	25	30	35	40	45	50	55		60	65	70	70	99	5	15	20	25	30		35	40	45	50	55	60	65	70	70	99		5	15	20	25	30	35	40	45	50	55	60	65	70	70	99
	15	20	25	30	35	40	45	50	55	60		65	70	99	15	20	25	30	35	40	45		50	55	60	65	70	99	15	20	25	30		35	40	45	50	55	60	65	70	99						
0:00	0	0	0	1	3	4	1	0	0	0	0	0	0	9	0	0	0	0	3	7	9	4	0	0	0	0	0	20	0	0	0	1	10	13	5	0	0	0	0	0	0	29						
1:00	0	0	1	0	6	4	2	0	0	0	0	0	0	13	0	0	0	0	3	6	6	0	0	0	0	0	0	15	0	0	1	0	9	10	8	0	0	0	0	0	0	18						
2:00	0	0	1	0	2	3	4	0	0	0	0	0	0	10	0	0	0	0	3	3	1	0	0	0	0	0	0	7	0	0	1	0	5	6	5	0	0	0	0	0	0	27						
3:00	0	0	0	1	3	4	5	1	0	0	0	0	0	14	0	0	0	0	3	7	2	0	0	0	0	0	0	12	0	0	0	1	6	11	7	1	0	0	0	0	0	26						
4:00	0	0	0	2	0	7	4	0	2	0	0	0	0	15	0	0	0	1	5	9	4	0	0	0	0	0	0	19	0	0	0	3	5	16	8	0	2	0	0	0	0	34						
5:00	0	3	0	0	7	23	18	4	1	0	0	0	0	56	0	0	0	3	11	17	8	1	0	0	0	0	40	0	3	0	3	18	40	26	5	1	0	0	0	0	96							
6:00	0	0	0	3	23	46	15	12	2	1	0	0	0	102	0	0	0	7	32	49	24	5	0	0	0	0	117	0	0	0	10	55	95	39	17	2	1	0	0	0	219							
7:00	2	0	4	13	73	116	61	12	3	1	0	0	0	285	0	0	1	22	68	98	37	9	0	0	0	0	235	2	0	5	35	141	214	98	21	3	1	0	0	0	520							
8:00	2	0	2	15	94	120	55	8	1	0	0	0	0	297	8	5	9	20	80	98	54	5	2	0	0	0	281	10	5	11	35	174	218	109	13	3	0	0	0	0	578							
9:00	0	0	2	8	54	80	29	7	0	0	0	0	0	180	0	0	3	6	31	54	43	4	0	0	0	0	141	0	0	5	14	85	134	72	11	0	0	0	0	0	321							
10:00	0	0	3	10	42	80	26	13	1	0	0	0	0	175	0	0	0	19	44	71	44	11	1	0	0	0	190	0	0	3	29	86	151	70	24	2	0	0	0	0	365							
11:00	0	0	1	8	43	84	41	15	1	0	0	0	0	193	0	0	0	16	47	87	33	12	1	0	0	0	196	0	0	1	24	90	171	74	27	2	0	0	0	0	389							
12:00	0	0	1	6	49	69	43	16	0	0	0	0	0	184	0	0	0	9	50	80	40	11	1	0	0	0	191	0	0	1	15	99	149	83	27	1	0	0	0	0	375							
13:00	0	0	2	12	49	83	49	11	4	0	0	0	0	210	0	0	0	10	56	78	50	14	2	0	0	0	210	0	0	2	22	105	161	99	25	6	0	0	0	0	420							
14:00	5	2	0	6	62	99	63	9	2	1	0	0	0	249	0	0	1	11	60	104	66	14	0	0	0	0	256	5	2	1	17	122	203	129	23	2	1	0	0	0	505							
15:00	0	0	5	16	56	153	71	17	1	1	0	0	0	320	0	0	4	30	97	131	56	13	1	0	0	0	332	0	0	9	46	153	284	127	30	2	1	0	0	0	652							
16:00	2	1	2	15	57	120	63	15	4	1	0	0	0	280	0	2	0	17	81	144	59	12	2	0	0	0	317	2	3	2	32	138	264	122	27	6	1	0	0	0	597							
17:00	0	1	1	6	64	148	81	21	2	1	0	0	0	325	0	1	1	27	107	135	61	11	1	0	0	0	344	0	2	2	33	171	283	142	32	3	1	0	0	0	669							
18:00	0	0	1	17	71	101	44	12	1	0	0	0	0	247	0	1	1	20	74	110	29	3	2	0	0	0	240	0	1	2	37	145	211	73	15	3	0	0	0	0	487							
19:00	0	0	0	5	37	50	34	7	2	0	0	0	0	135	0	0	0	8	42	63	35	6	0	0	0	0	154	0	0	0	13	79	113	69	13	2	0	0	0	0	289							
20:00	0	0	0	4	25	49	14	3	1	0	0	0	0	96	0	0	0	6	34	53	33	5	0	0	0	0	131	0	0	0	10	59	102	47	8	1	0	0	0	0	227							
21:00	0	0	2	3	24	28	15	5	1	1	0	0	0	79	1	0	0	6	34	59	22	2	2	0	0	0	126	1	0	2	9	58	87	37	7	3	1	0	0	0	205							
22:00	0	0	1	4	8	14	12	1	3	0	0	0	0	43	1	0	1	3	26	37	8	3	0	0	0	0	79	1	0	2	7	34	51	20	4	3	0	0	0	0	122							
23:00	0	0	0	2	7	11	9	2	1	0	0	0	0	32	0	0	0	3	13	19	10	2	0	0	0	0	47	0	0	0	5	20	30	19	4	1	0	0	0	0	79							
Totals	11	7	29	157	859	1,496	759	191	33	7	0	0	0	3,549	10	9	21	244	1,008	1,521	729	143	15	0	0	0	3,700	21	16	50	401	1,867	3,017	1,488	334	48	7	0	0	0	7,249							
% of Totals	0%	0%	1%	4%	24%	42%	21%	5%	1%	0%				100%	0%	0%	1%	7%	27%	41%	20%	4%	0%			100%	0%	0%	1%	6%	26%	42%	21%	5%	1%	0%				100%								

STATISTICS	NORTHBOUND										Total	SOUTHBOUND										Total	TOTALS										Total												
	00:00-12:00	12:00-24:00	07:00-09:00	16:00-18:00	Peak Hour	Peak Volume	%	00:00-12:00	12:00-24:00	07:00-09:00		16:00-18:00	Peak Hour	Peak Volume	%	00:00-12:00	12:00-24:00	07:00-09:00	16:00-18:00	Peak Hour	Peak Volume		%	00:00-12:00	12:00-24:00	07:00-09:00	16:00-18:00	Peak Hour	Peak Volume	%															
	4	7	4	2	7:30	3	0%	8	22	6		19	0%	325	62%	12	11	6	2	7:30	11		5	0%	344	68%	12	11	6	2	7:30	11		5	0%	344	68%								
00:00 - 12:00	4	7	4	2	7:30	3	0%	8	22	6	19	0%	325	62%	12	11	6	2	7:30	11	5	0%	344	68%	12	11	6	2	7:30	11	5	0%	344	68%											
Peak Hour	7:30	7:30	7:30	7:30	7:30	7:30	7:30	7:30	7:30	7:30	7:30	7:30	7:30	7:30	7:30	7:30	7:30	7:30	7:30	7:30	7:30	7:30	7:30	7:30	7:30	7:30	7:30	7:30	7:30	7:30	7:30	7:30	7:30	7:30	7:30	7:30	7:30	7:30	7:30	7:30	7:30				
Peak Volume	3	3	4	19	108	144	74	22	4	1	0	0	0	352	8	5	11	32	92	118	54	13	2	0	0	0	321	11	5	13	51	199	258	126	34	6	1	0	0	0	0	673			
12:00 - 24:00	7	4	15	96	509	925	498	119	22	5	0	0	0	2200	2	4	8	150	674	1013	469	96	11	0	0	0	2427	9	8	23	246	1183	1938	967	215	33	5	0	0	0	4627				
Peak Hour	14:00	13:30	15:30	15:30	18:00	15:00	17:00	16:45	15:45	15:15	12:00	12:00	12:00	17:00	20:30	15:15	14:45	15:00	17:00	16:30	15:15	13:15	12:15	12:00	12:00	17:00	14:00	15:45	15:00	15:00	17:00	16:30	15:15	16:45	13:00	15:15	12:00	12:00	12:00	17:00	17:00	17:00			
Peak Volume	5	2	7	19	71	153	81	25	5	2	0	0	0	325	1	2	4	30	107	152	67	17	2	0	0	0	344	5	3	9	46	171	299	144	36	6	2	0	0	0	0	669			
07:00 - 09:00	4	0	6	28	167	236	116	20	4	1	0	0	0	582	8	5	10	42	148	196	91	14	2	0	0	0	516	12	5	16	70	315	432	207	34	6	1	0	0	0	0	1098			
Peak Hour	7:30	7:30	7:30	7:30	7:30	7:30	7:30	7:30	7:30	7:30	7:30	7:30	7:30	7:30	7:30	7:30	7:30	7:30	7:30	7:30	7:30	7:30	7:30	7:30	7:30	7:30	7:30	7:30	7:30	7:30	7:30	7:30	7:30	7:30	7:30	7:30	7:30	7:30	7:30	7:30	7:30	7:30	7:30	7:30	7:30
Peak Volume	3	0	4	19	108	144	74	22	4	1	0	0	0	352	8	5	10	32	92	118	54	13	2	0	0	0	321	11	5	13	51	199	258	126	34	6	1	0	0	0	0	673			
16:00 - 18:00	2	2	3	21	121	268	144	36	6	2	0	0	0	605	0	3	1	44	188	279	120	23	3	0	0	0	661	2	5	4	65	309	547	264	59	9	2	0	0	0	0	1265			
Peak Hour	16:00	16:00	16:00	16:00	16:00	16:00	16:00	16:45	16:00	16:00	16:00	16:00	16:00	17:00	16:0																														

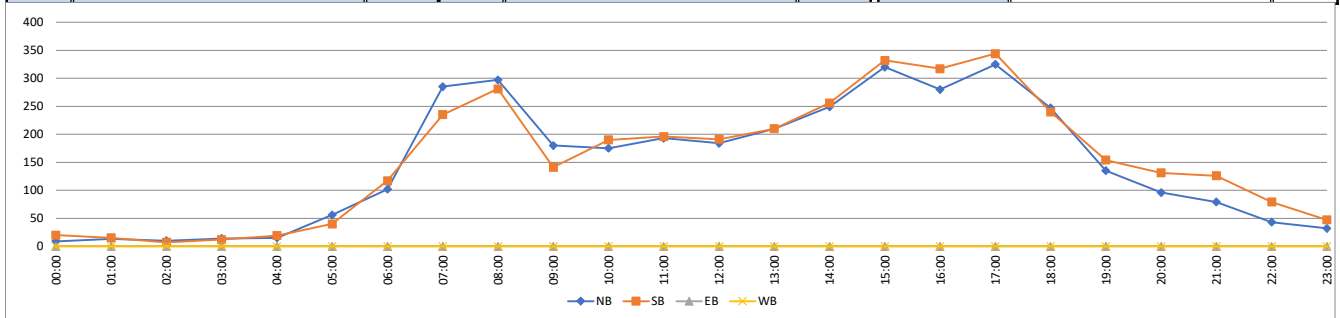
VOLUME

Routier Rd Bet US-50 & Rockingham Dr

Day: Wednesday
Date: 2/28/2024

City: Rancho Cordova
Project #: CA24_070037_001

DAILY TOTALS					NB	SB	EB	WB	Total	DAILY TOTALS							
					3,549	3,700	0	0	7,249								
15-Minutes Interval										Hourly Intervals							
TIME	NB	SB	EB	WB	TOTAL	TIME	NB	SB	EB	WB	TOTAL	TIME	NB	SB	EB	WB	TOTAL
0:00	1	4			5	12:00	52	38			90	00:00	01:00	9	20		29
0:15	4	6			10	12:15	60	52			112	01:00	02:00	13	15		28
0:30	2	4			6	12:30	35	43			78	02:00	03:00	10	7		17
0:45	2	6			8	12:45	37	58			95	03:00	04:00	14	12		26
1:00	5	3			8	13:00	57	61			118	04:00	05:00	15	19		34
1:15	3	5			8	13:15	49	42			91	05:00	06:00	56	40		96
1:30	5	3			8	13:30	55	50			105	06:00	07:00	102	117		219
1:45	0	4			4	13:45	49	57			106	07:00	08:00	285	235		520
2:00	5	0			5	14:00	58	56			114	08:00	09:00	297	281		578
2:15	3	0			3	14:15	67	62			129	09:00	10:00	180	141		321
2:30	0	2			2	14:30	59	62			121	10:00	11:00	175	190		365
2:45	2	5			7	14:45	65	76			141	11:00	12:00	193	196		389
3:00	3	2			5	15:00	77	64			141	12:00	13:00	184	191		375
3:15	5	4			9	15:15	73	109			182	13:00	14:00	210	210		420
3:30	3	2			5	15:30	80	81			161	14:00	15:00	249	256		505
3:45	3	4			7	15:45	90	78			168	15:00	16:00	320	332		652
4:00	2	2			4	16:00	72	73			145	16:00	17:00	280	317		597
4:15	3	9			12	16:15	72	77			149	17:00	18:00	325	344		669
4:30	6	3			9	16:30	75	80			155	18:00	19:00	247	240		487
4:45	4	5			9	16:45	61	87			148	19:00	20:00	135	154		289
5:00	9	4			13	17:00	96	80			176	20:00	21:00	96	131		227
5:15	10	10			20	17:15	89	91			180	21:00	22:00	79	126		205
5:30	16	11			27	17:30	77	83			160	22:00	23:00	43	79		122
5:45	21	15			36	17:45	63	90			153	23:00	00:00	32	47		79
6:00	15	15			30	18:00	72	62			134	STATISTICS					
6:15	18	19			37	18:15	62	77			139		NB	SB	EB	WB	TOTAL
6:30	35	35			70	18:30	57	62			119	Peak Period	00:00 to 12:00				
6:45	34	48			82	18:45	56	39			95	Volume	1349	1273			2622
7:00	54	40			94	19:00	43	48			91	Peak Hour	7:30	7:30			7:30
7:15	51	31			82	19:15	28	40			68	Peak Volume	352	321			673
7:30	85	72			157	19:30	42	37			79	Peak Hour Factor	0.863	0.872			0.900
7:45	95	92			187	19:45	22	29			51	Peak Period	12:00 to 00:00				
8:00	102	71			173	20:00	35	34			69	Volume	2200	2427			4627
8:15	70	86			156	20:15	25	37			62	Peak Hour	17:00	17:00			17:00
8:30	77	65			142	20:30	13	30			43	Peak Volume	325	344			669
8:45	48	59			107	20:45	23	30			53	Peak Hour Factor	0.846	0.945			0.929
9:00	56	38			94	21:00	27	38			65	Peak Period	07:00 to 09:00				
9:15	34	28			62	21:15	15	29			44	Volume	582	516			1098
9:30	41	37			78	21:30	18	28			46	Peak Hour	7:30	7:30			7:30
9:45	49	38			87	21:45	19	31			50	Peak Volume	352	321			673
10:00	49	36			85	22:00	14	14			28	Peak Hour Factor	0.863	0.872			0.900
10:15	33	53			86	22:15	9	28			37	Peak Period	16:00 to 18:00				
10:30	51	56			107	22:30	14	26			40	Volume	605	661			1266
10:45	42	45			87	22:45	6	11			17	Peak Hour	17:00	17:00			17:00
11:00	39	53			92	23:00	6	18			24	Peak Volume	325	344			669
11:15	47	56			103	23:15	9	15			24	Peak Hour Factor	0.846	0.945			0.929
11:30	60	49			109	23:30	7	9			16						
11:45	47	38			85	23:45	10	5			15						
TOTALS	1349	1273	0	0	2622	TOTALS	2200	2427	0	0	4627						
SPLIT %	51%	49%	0%	0%	36%	SPLIT %	48%	52%	0%	0%	64%						



SPEED

Routier Rd Bet Rockingham Dr & Ellenwood Ave

Day: Tuesday
Date: 2/27/2024

City: Rancho Cordova
Project #: CA24_070037_002

Time	NORTHBOUND										Total	SOUTHBOUND										Total	TOTALS										Total								
	5 15	15 20	20 25	25 30	30 35	35 40	40 45	45 50	50 55	55 60		60 65	65 70	70 99	5 15	15 20	20 25	25 30	30 35	35 40	40 45		45 50	50 55	55 60	60 65	65 70	70 99	5 15	15 20	20 25	25 30		30 35	35 40	40 45	45 50	50 55	55 60	60 65	65 70
0:00	0	0	1	0	5	0	0	0	0	0	0	0	6	0	0	1	0	1	0	1	0	0	0	0	0	3	0	0	2	0	6	0	1	0	0	0	0	0	0	0	9
0:15	0	0	0	0	0	0	2	0	0	1	0	0	3	0	0	0	2	0	1	0	1	0	0	0	0	4	0	0	0	2	0	1	2	1	0	1	0	0	0	7	
0:30	0	0	1	1	2	2	0	0	0	0	0	0	6	0	0	0	0	1	0	0	0	0	0	0	1	0	0	1	1	3	2	0	0	0	0	0	0	0	7		
0:45	0	0	0	0	0	0	0	1	0	0	0	0	1	0	0	0	1	2	1	0	0	0	0	0	0	4	0	0	0	1	2	1	0	1	0	0	0	0	0	5	
1:00	0	0	0	0	2	0	0	0	0	0	0	0	2	0	0	0	0	0	0	0	0	0	0	0	0	4	0	0	0	0	2	0	0	0	0	0	0	0	0	2	
1:15	0	0	0	0	1	1	1	0	0	0	0	0	3	0	0	1	1	0	2	0	0	0	0	0	4	0	0	1	1	1	3	1	0	0	0	0	0	0	0	7	
1:30	0	0	0	0	1	2	1	0	0	0	0	0	4	0	0	0	0	0	0	0	0	0	0	0	0	0	0	0	0	1	2	1	0	0	0	0	0	0	4		
1:45	0	0	0	1	1	1	0	0	0	0	0	0	3	0	0	1	0	1	0	0	0	0	0	0	2	0	0	1	1	2	0	1	0	0	0	0	0	0	0	5	
2:00	0	0	0	0	2	1	0	0	0	0	0	0	3	0	0	0	1	1	0	0	0	0	0	0	2	0	0	0	1	3	1	0	0	0	0	0	0	0	0	5	
2:15	0	0	0	0	0	0	0	0	0	0	0	0	0	0	0	0	1	1	0	0	0	0	0	0	2	0	0	0	1	1	0	0	0	0	0	0	0	0	0	2	
2:30	0	0	0	2	0	2	0	0	0	0	0	0	4	0	0	0	0	2	0	0	0	0	0	0	2	0	0	0	2	2	2	0	0	0	0	0	0	0	0	6	
2:45	0	0	0	0	0	2	0	0	0	0	0	0	2	0	0	0	0	1	0	0	0	0	0	0	1	0	0	0	0	1	2	0	0	0	0	0	0	0	0	3	
3:00	0	0	0	1	1	1	0	0	0	0	0	0	3	0	0	0	2	0	1	0	0	0	0	0	3	0	0	0	3	1	2	0	0	0	0	0	0	0	0	6	
3:15	0	0	0	2	0	1	0	1	0	0	0	0	4	0	0	0	0	3	1	1	2	1	0	0	8	0	0	0	2	3	2	1	3	1	0	0	0	0	0	12	
3:30	0	0	0	0	1	0	0	0	0	0	0	0	1	0	0	0	1	3	2	2	0	0	0	0	8	0	0	0	1	4	2	2	0	0	0	0	0	0	0	9	
3:45	0	0	0	0	0	1	0	0	0	0	0	0	1	0	0	1	0	0	0	0	0	0	0	0	1	0	0	1	0	0	1	0	0	0	0	0	0	0	0	2	
4:00	0	0	0	0	0	2	0	0	0	0	0	0	2	0	0	0	1	0	1	0	0	0	0	0	2	0	0	0	0	1	2	1	0	0	0	0	0	0	0	4	
4:15	0	0	0	0	0	1	0	0	0	0	0	0	1	0	0	0	0	1	3	1	0	0	0	0	5	0	0	0	0	1	4	1	0	0	0	0	0	0	0	6	
4:30	0	0	1	0	1	0	2	0	0	0	0	0	4	0	0	0	5	1	1	0	0	0	0	0	8	0	0	1	5	2	1	3	0	0	0	0	0	0	0	12	
4:45	0	0	0	0	0	1	0	0	0	0	0	0	1	0	0	0	0	4	0	0	0	0	0	0	4	0	0	0	0	4	1	0	0	0	0	0	0	0	0	5	
5:00	0	0	0	0	0	1	4	2	0	0	0	0	7	0	0	0	1	3	2	1	0	0	0	0	7	0	0	0	1	3	3	5	2	0	0	0	0	0	0	14	
5:15	0	0	0	1	3	3	2	0	0	0	0	0	9	0	0	0	1	3	6	1	1	0	0	0	12	0	0	0	2	6	9	3	1	0	0	0	0	0	0	21	
5:30	0	0	1	1	6	1	1	1	0	0	0	0	12	0	0	1	2	4	2	0	0	0	0	9	0	0	2	3	10	3	1	1	1	0	0	0	0	0	21		
5:45	0	0	0	0	2	6	2	0	0	0	0	0	10	0	0	0	1	3	5	3	0	1	0	0	13	0	0	0	1	5	11	5	0	0	0	0	0	0	23		
6:00	0	0	0	2	2	1	2	0	0	0	0	0	7	0	0	2	0	3	7	1	0	1	0	0	14	0	0	2	2	5	8	3	0	1	0	0	0	0	21		
6:15	0	0	0	0	2	2	3	0	1	0	0	0	8	0	0	1	4	6	6	0	1	0	1	0	19	0	0	1	4	8	8	3	1	1	1	0	0	0	27		
6:30	0	1	0	1	6	9	1	1	0	0	0	0	19	0	1	1	3	8	20	6	0	0	0	0	39	0	2	1	4	14	29	7	1	0	0	0	0	0	58		
6:45	0	0	0	1	9	10	6	2	0	0	0	0	28	0	0	1	2	10	16	4	3	0	0	0	36	0	0	1	3	19	26	10	5	0	0	0	0	0	64		
7:00	0	0	0	1	7	14	4	1	0	0	0	0	27	0	1	1	6	10	10	4	0	0	0	0	32	0	1	1	7	17	24	8	1	0	0	0	0	0	59		
7:15	0	0	0	1	11	16	2	2	0	0	0	0	32	0	0	1	3	17	17	7	3	0	0	0	48	0	0	1	4	28	33	9	5	0	0	0	0	0	80		
7:30	0	0	0	3	19	26	7	2	0	0	0	0	57	0	0	2	5	31	19	8	0	0	0	0	65	0	0	2	8	50	45	15	2	0	0	0	0	0	122		
7:45	0	0	0	10	22	19	6	3	0	0	0	0	60	0	0	4	8	32	22	4	1	0	0	0	71	0	0	4	18	54	41	10	4	0	0	0	0	0	131		
8:00	0	0	3	14	19	20	6	3	0	0	0	0	65	0	1	1	9	44	33	8	0	0	0	0	96	0	1	4	23	63	53	14	3	0	0	0	0	0	161		
8:15	2	0	4	2	25	18	9	2	0	0	0	0	62	0	0	1	1	28	31	3	1	0	0	0	65	2	0	5	3	53	49	12	3	0	0	0	0	0	127		
8:30	0	0	1	4	21	11	7	0	0	0	0	0	44	0	0	2	7	25	24	2	2	0	0	0	62	0	0	3	11	46	35	9	2	0	0	0	0	0	106		
8:45	0	0	0	2	12	17	11	3	1	0	0	0	46	0	0	1	3	10	31	9	1	0	0	0	55	0	0	1	5	22	48	20	4	1	0	0	0	0	101		
9:00	0	1	1	5	11	15	15	2	0	0	0	0	50	0	0	2	0	10	19	6	1	0	0	0	38	0	1	3	5	21	34	21	3	0	0	0	0	0	88		
9:15	2	1	3	2	6	16	6	1	0	0	0	0	37	0	0	0	1	9	14	6	0	0	0	0	30	2	1	3	3	15	30	12	1	0	0	0	0	0	67		
9:30	0	0	1	3	18	18	4	0	0	0	0	0	44	0	0	0	0	6	11	4	1	2	0	0	24	0	0	1	3	24	29	8	1	2	0	0	0	0	68		
9:45	1	0	1	2	2	10	7	2	0	0	0	0	25	0	0	1	1	8	8	8	0	0	0	0	26	1	0	2	3	10	18	15	2	0	0	0	0	0	51		
10:00	0	0	2	8	8	12	10	0	0	0	0	0	40	0	1	2	3	4	11	7	2	0	0	0	30	0	1	4	11	12	23	17	2	0	0	0	0	0	70		
10:15	0	0	2	4	6	9	12	0	0	0	0	0	33	0	0	0	1	9	16	8	2	0	0	0	36	0	0	2	5	15	25	20	2	0	0	0	0	0	69		
10:30	0	0	1	3	15	13	4	2	1	0	0	0	39	0	0	2	3	7	12	3	2	0	0	0	29	0	0	3	6	22	25	7	4	1	0	0	0	0	68		
10:45	0	0	0	1	6	17	2	3	0	0	0	0	29	0	0	1	2	11	15	7	1	0	0	0	37	0	0	1	3	17	32	9	4	0	0	0	0	0	66		
11:00	0	0	1	10	12	16	3	2	0	0	0	0	44	0	0	0	3	6	9	4	2	0	0	0	24	0	0	1	13	18	25	7	4	0	0	0	0	0	68		
11:15	0	0	0	2	9																																				

SPEED
Router Rd Bet Rockingham Dr & Ellenwood Ave

Day: Tuesday
 Date: 2/27/2024

City: Rancho Cordova
 Project #: CA24_070037_002

Time	NORTHBOUND										Total	SOUTHBOUND										Total	TOTALS										Total															
	5	15	20	25	30	35	40	45	50	55		60	65	70	70	99	5	15	20	25	30		35	40	45	50	55	60	65	70	70	99		5	15	20	25	30	35	40	45	50	55	60	65	70	70	99
	15	20	25	30	35	40	45	50	55	60		65	70	99	15	20	25	30	35	40	45		50	55	60	65	70	99	15	20	25	30		35	40	45	50	55	60	65	70	99						
12:00	0	0	0	0	12	14	2	2	1	0	0	0	0	31	0	0	0	1	9	12	4	2	0	0	0	0	28	0	0	0	1	21	26	6	4	1	0	0	0	0	59							
12:15	0	0	0	2	12	15	5	1	0	0	0	0	0	35	0	0	0	3	16	26	9	0	0	0	0	0	54	0	0	0	5	28	41	14	1	0	0	0	0	89								
12:30	0	0	1	3	14	12	8	3	0	0	0	0	0	41	0	0	2	1	11	14	7	3	0	0	0	0	38	0	0	3	4	25	26	15	6	0	0	0	0	79								
12:45	0	0	0	2	13	15	7	1	0	0	0	0	0	38	0	0	0	4	12	10	5	0	0	0	0	0	31	0	0	0	6	25	25	12	1	0	0	0	0	69								
13:00	0	0	1	5	11	14	3	0	0	0	0	0	0	34	0	0	2	5	17	20	2	0	0	0	0	0	46	0	0	3	10	28	34	5	0	0	0	0	0	80								
13:15	0	0	1	2	11	17	4	3	0	0	0	0	0	38	0	0	1	3	8	18	9	0	0	0	0	0	39	0	0	2	5	19	35	13	3	0	0	0	0	77								
13:30	0	0	0	2	18	12	8	3	0	0	0	0	0	43	0	0	1	5	8	7	3	1	0	0	0	0	25	0	0	1	7	26	19	11	4	0	0	0	0	68								
13:45	0	0	0	3	6	19	8	4	0	0	0	0	0	40	1	0	2	2	11	15	7	2	1	0	0	0	41	1	0	2	5	17	34	15	6	1	0	0	0	81								
14:00	0	0	2	2	8	19	8	6	0	0	0	0	0	45	1	0	1	4	9	19	11	4	1	0	0	0	50	1	0	3	6	17	38	19	10	1	0	0	0	95								
14:15	1	0	0	11	23	16	2	1	0	1	0	0	0	55	0	0	2	5	19	23	3	0	0	0	0	0	52	1	0	2	16	42	39	5	1	0	1	0	0	107								
14:30	0	0	2	2	12	24	7	0	0	0	0	0	0	47	0	0	1	4	23	17	3	2	0	0	0	0	50	0	0	3	6	35	41	10	2	0	0	0	0	97								
14:45	0	0	0	8	28	20	7	0	0	0	0	0	0	63	0	0	1	2	36	22	4	1	0	0	0	0	66	0	0	1	10	64	42	11	1	0	0	0	129									
15:00	0	0	0	3	14	17	7	2	1	0	0	0	0	44	0	0	1	3	20	23	8	1	0	0	0	0	56	0	0	1	6	34	40	15	3	1	0	0	0	100								
15:15	0	0	0	9	28	25	8	1	0	0	0	0	0	71	0	0	0	4	27	23	6	1	0	0	0	0	61	0	0	0	13	55	48	14	2	0	0	0	132									
15:30	0	0	0	8	22	44	7	1	0	0	0	0	0	82	0	1	1	2	27	24	12	0	2	0	0	0	69	0	1	1	10	49	68	19	1	2	0	0	0	151								
15:45	0	0	3	8	39	33	5	1	0	0	0	0	0	89	0	0	1	2	12	29	2	2	0	0	0	0	48	0	0	4	10	51	62	7	3	0	0	0	0	137								
16:00	0	0	1	3	28	23	6	4	0	0	0	0	0	65	0	0	1	4	17	35	7	1	0	0	0	0	65	0	0	2	7	45	58	13	5	0	0	0	0	130								
16:15	1	0	0	9	7	23	16	1	2	0	0	0	0	59	0	0	0	1	19	38	15	3	0	0	0	0	76	1	0	0	10	26	61	31	4	2	0	0	0	135								
16:30	0	0	0	10	33	27	7	1	0	0	0	0	0	78	0	0	1	2	19	23	6	0	0	0	0	0	51	0	0	1	12	52	50	13	1	0	0	0	0	129								
16:45	0	1	0	2	21	35	7	2	0	0	0	0	0	68	0	0	2	4	13	17	8	1	0	0	0	0	45	0	1	2	6	34	52	15	3	0	0	0	0	113								
17:00	0	0	0	4	22	35	8	1	0	0	0	0	0	70	0	0	1	4	26	35	7	1	0	0	0	0	74	0	0	1	8	48	70	15	2	0	0	0	0	144								
17:15	0	0	1	3	14	23	4	2	0	0	0	0	0	47	0	0	1	0	17	20	5	0	0	0	0	0	43	0	0	2	3	31	43	9	2	0	0	0	0	90								
17:30	0	0	6	10	17	19	12	2	1	0	0	0	0	67	0	0	1	5	16	23	4	1	0	0	0	0	50	0	0	7	15	33	42	16	3	1	0	0	0	117								
17:45	1	1	1	3	18	19	10	1	0	0	0	0	0	54	0	0	1	11	23	26	4	1	0	0	0	0	66	1	1	2	14	41	45	14	2	0	0	0	0	120								
18:00	1	0	0	6	16	28	7	0	0	0	0	0	0	58	0	0	0	2	16	20	2	0	0	0	0	0	40	1	0	0	8	32	48	9	0	0	0	0	0	98								
18:15	0	0	0	13	26	11	5	2	0	0	0	0	0	57	0	0	0	10	28	13	1	0	0	0	0	0	52	0	0	0	23	54	24	6	2	0	0	0	0	109								
18:30	0	0	2	2	22	16	4	0	1	0	0	0	0	47	0	0	2	11	27	18	0	1	0	0	0	0	59	0	0	4	13	49	34	4	1	1	0	0	0	106								
18:45	0	0	2	6	17	13	2	0	0	0	0	0	0	40	0	0	2	9	18	9	1	0	0	0	0	0	39	0	0	4	15	35	22	3	0	0	0	0	0	79								
19:00	0	0	2	5	13	12	3	2	0	0	0	0	0	37	0	1	2	3	11	10	2	0	0	0	0	0	29	0	1	4	8	24	22	5	2	0	0	0	0	66								
19:15	0	0	0	2	10	13	3	0	0	0	0	0	0	28	0	0	0	9	9	8	0	0	0	0	0	0	26	0	0	0	11	19	21	3	0	0	0	0	0	54								
19:30	0	0	1	5	16	6	5	0	0	0	0	0	0	33	0	0	0	4	17	6	4	1	0	0	0	0	32	0	0	1	9	33	12	9	1	0	0	0	0	65								
19:45	0	0	1	5	11	8	5	0	0	0	0	0	0	30	0	0	0	2	10	10	0	1	0	0	0	0	23	0	0	1	7	21	18	5	1	0	0	0	0	53								
20:00	0	0	0	3	12	10	3	0	0	0	0	0	0	28	1	0	1	6	7	5	1	1	0	0	0	0	22	1	0	1	9	19	15	4	1	0	0	0	0	50								
20:15	0	1	0	4	15	3	0	0	0	0	0	0	0	23	0	0	0	5	11	4	4	0	0	0	0	0	24	0	1	0	9	26	7	4	0	0	0	0	0	47								
20:30	0	0	0	8	3	7	4	0	0	0	0	0	0	22	0	0	0	2	7	6	0	0	0	0	0	0	15	0	0	0	10	10	13	4	0	0	0	0	0	37								
20:45	0	0	0	5	2	3	4	1	0	0	0	0	0	15	0	1	1	1	2	5	1	3	1	0	0	0	15	0	1	1	6	4	8	5	4	1	0	0	0	0	30							
21:00	0	0	0	2	4	6	2	1	0	0	0	0	0	15	0	1	2	4	5	3	3	0	0	0	0	0	18	0	1	2	6	9	9	5	1	0	0	0	0	33								
21:15	0	0	1	8	5	13	2	0	0	0	0	0	0	29	0	0	0	3	13	7	2	0	0	0	0	0	25	0	0	1	11	18	20	4	0	0	0	0	0	54								
21:30	0	0	1	2	6	4	1	0	0	0	0	0	0	14	0	1	1	1	7	8	0	1	0	0	0	0	19	0	1	2	3	13	12	1	1	0	0	0	0	33								
21:45	0	0	0	2	4	9	7	0	0	0	0	0	0	22	0	0	1	3	10	5	2	0	0	0	0	0	21	0	0	1	5	14	14	9	0	0	0	0	0	43								
22:00	0	0	0	0	4	3	1	0	0	0	0	0	0	8	0	0	1	4	5	6	0	0	0	0	0	0	16	0	0	1	4	9	9	1	0	0	0	0	0	24								
22:15	0	0	1	0	2	5	0	0	0	0	0	0	0	8	0	0	0	1	3	4	1	1	0	0	0	0	10	0	0	1	1	5	9	1	1	0	0	0	0	18								
22:30	0	0	0	5	4	4	1	0	0	0	0	0	0	14	0	0	1	4	4	2	1	0	0	0	0	0	12	0	0	1	9	8	6	2	0	0	0	0	0	26								
22:45	0	0	1	1	1	2	2	0	0	0																																						

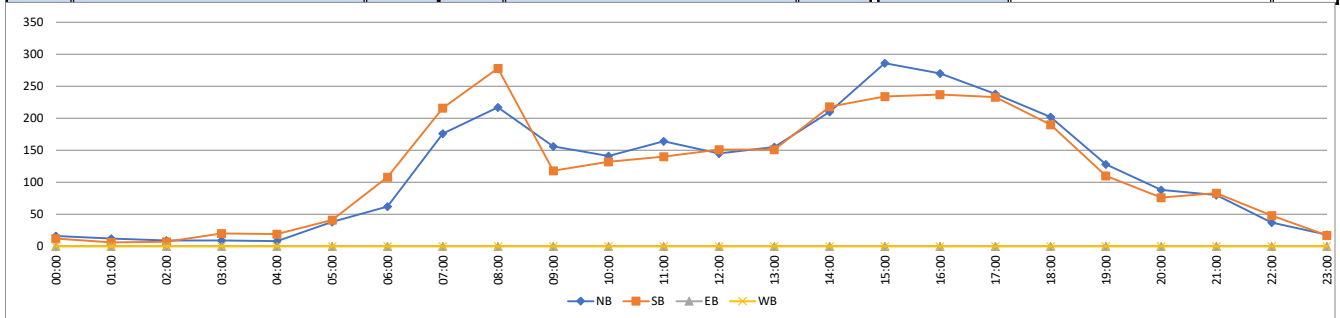
VOLUME

Routier Rd Bet Rockingham Dr & Ellenwood Ave

Day: Tuesday
Date: 2/27/2024

City: Rancho Cordova
Project #: CA24_070037_002

DAILY TOTALS					NB	SB	EB	WB	Total	DAILY TOTALS							
					2,865	2,845	0	0	5,710								
15-Minutes Interval										Hourly Intervals							
TIME	NB	SB	EB	WB	TOTAL	TIME	NB	SB	EB	WB	TOTAL	TIME	NB	SB	EB	WB	TOTAL
0:00	6	3			9	12:00	31	28			59	00:00	16	12			28
0:15	3	4			7	12:15	35	54			89	01:00	12	6			18
0:30	6	1			7	12:30	41	38			79	02:00	9	7			16
0:45	1	4			5	12:45	38	31			69	03:00	9	20			29
1:00	2	0			2	13:00	34	46			80	04:00	8	19			27
1:15	3	4			7	13:15	38	39			77	05:00	38	41			79
1:30	4	0			4	13:30	43	25			68	06:00	62	108			170
1:45	3	2			5	13:45	40	41			81	07:00	176	216			392
2:00	3	2			5	14:00	45	50			95	08:00	217	278			495
2:15	0	2			2	14:15	55	52			107	09:00	156	118			274
2:30	4	2			6	14:30	47	50			97	10:00	141	132			273
2:45	2	1			3	14:45	63	66			129	11:00	164	140			304
3:00	3	3			6	15:00	44	56			100	12:00	145	151			296
3:15	4	8			12	15:15	71	61			132	13:00	155	151			306
3:30	1	8			9	15:30	82	69			151	14:00	210	218			428
3:45	1	1			2	15:45	89	48			137	15:00	286	234			520
4:00	2	2			4	16:00	65	65			130	16:00	270	237			507
4:15	1	5			6	16:15	59	76			135	17:00	238	233			471
4:30	4	8			12	16:30	78	51			129	18:00	202	190			392
4:45	1	4			5	16:45	68	45			113	19:00	128	110			238
5:00	7	7			14	17:00	70	74			144	20:00	88	76			164
5:15	9	12			21	17:15	47	43			90	21:00	80	83			163
5:30	12	9			21	17:30	67	50			117	22:00	37	48			85
5:45	10	13			23	17:45	54	66			120	23:00	18	17			35
6:00	7	14			21	18:00	58	40			98	STATISTICS					
6:15	8	19			27	18:15	57	52			109		NB	SB	EB	WB	TOTAL
6:30	19	39			58	18:30	47	59			106	Peak Period	00:00 to 12:00				
6:45	28	36			64	18:45	40	39			79	Volume	1008	1097			2105
7:00	27	32			59	19:00	37	29			66	Peak Hour	7:30 to 7:30				
7:15	32	48			80	19:15	28	26			54	Volume	244	297			541
7:30	57	65			122	19:30	33	32			65	Peak Hour Factor	0.938 0.773				0.840
7:45	60	71			131	19:45	30	23			53	Peak Period	12:00 to 00:00				
8:00	65	96			161	20:00	28	22			50	Volume	1857	1748			3605
8:15	62	65			127	20:15	23	24			47	Peak Hour	15:15 to 15:30				15:30
8:30	44	62			106	20:30	22	15			37	Volume	307	258			565
8:45	46	55			101	20:45	15	15			30	Peak Hour Factor	0.862 0.849				0.916
9:00	50	38			88	21:00	15	18			33	Peak Period	07:00 to 09:00				
9:15	37	30			67	21:15	29	25			54	Volume	393	494			887
9:30	44	24			68	21:30	14	19			33	Peak Hour	7:30 to 7:30				7:30
9:45	25	26			51	21:45	22	21			43	Volume	244	297			541
10:00	40	30			70	22:00	8	16			24	Peak Hour Factor	0.938 0.773				0.840
10:15	33	36			69	22:15	8	10			18	Peak Period	16:00 to 18:00				
10:30	39	29			68	22:30	14	12			26	Volume	508	470			978
10:45	29	37			66	22:45	7	10			17	Peak Hour	16:15 to 16:15				16:15
11:00	44	24			68	23:00	8	5			13	Volume	275	246			521
11:15	32	46			78	23:15	4	3			7	Peak Hour Factor	0.881 0.809				0.905
11:30	48	38			86	23:30	3	3			6						
11:45	40	32			72	23:45	3	6			9						
TOTALS	1008	1097	0	0	2105	TOTALS	1857	1748	0	0	3605						
SPLIT %	48%	52%	0%	0%	37%	SPLIT %	52%	48%	0%	0%	63%						



SPEED

Router Rd Bet Ellenwood Ave & Systems Pkwy

Day: Tuesday
Date: 2/27/2024

City: Rancho Cordova
Project #: CA24_070037_003

Time	NORTHBOUND										Total	SOUTHBOUND										Total	TOTALS										Total															
	5	15	20	25	30	35	40	45	50	55		60	65	70	70	99	5	15	20	25	30		35	40	45	50	55	60	65	70	70	99		5	15	20	25	30	35	40	45	50	55	60	65	70	70	99
	15	20	25	30	35	40	45	50	55	60		65	70	99	15	20	25	30	35	40	45		50	55	60	65	70	99	15	20	25	30		35	40	45	50	55	60	65	70	99						
0:00	0	0	0	4	10	9	3	1	1	0	0	0	0	28	0	0	0	3	1	5	5	0	0	0	0	0	14	0	0	0	7	11	14	8	1	1	0	0	0	0	42							
1:00	0	0	0	2	9	3	2	2	0	0	0	0	0	18	0	0	1	2	2	3	1	0	0	0	0	0	9	0	0	1	4	11	6	3	2	0	0	0	0	27								
2:00	0	0	0	4	4	3	1	0	0	0	0	0	0	12	0	0	0	2	4	2	3	1	0	0	0	0	12	0	0	0	6	8	5	4	1	0	0	0	0	24								
3:00	0	0	0	3	3	1	1	0	0	0	0	0	0	8	0	0	0	3	2	7	5	3	0	0	0	0	20	0	0	0	6	5	8	6	3	0	0	0	0	28								
4:00	0	0	0	2	1	5	4	0	0	0	0	0	0	12	0	0	0	2	12	11	8	4	0	0	0	0	37	0	0	0	4	13	16	12	4	0	0	0	0	49								
5:00	0	2	3	3	12	11	4	1	0	0	0	0	0	36	0	0	0	2	19	21	21	4	5	0	0	0	72	0	2	3	5	31	32	25	5	5	0	0	0	108								
6:00	0	1	1	5	17	22	4	1	1	0	0	0	0	52	0	0	0	7	35	62	46	12	5	2	0	0	169	0	1	1	12	52	84	50	13	6	2	0	0	221								
7:00	0	0	3	33	111	53	23	0	0	0	0	0	0	223	0	0	1	8	74	141	77	13	6	0	0	0	320	0	0	4	41	185	194	100	13	6	0	0	0	543								
8:00	7	1	9	55	97	60	13	3	1	0	0	0	0	246	0	0	4	26	116	140	45	11	3	0	0	0	345	7	1	13	81	213	200	58	14	4	0	0	0	591								
9:00	0	0	2	33	69	41	13	1	0	0	0	0	0	159	0	1	0	10	40	64	29	9	2	1	0	0	156	0	1	2	43	109	105	42	10	2	1	0	0	315								
10:00	0	0	4	37	62	32	4	0	0	0	0	0	0	139	0	1	1	17	37	55	42	6	0	0	0	0	159	0	1	5	54	99	87	46	6	0	0	0	0	298								
11:00	0	2	5	42	71	38	5	2	0	0	0	0	0	165	2	0	0	15	52	66	25	6	2	0	0	0	168	2	2	5	57	123	104	30	8	2	0	0	0	333								
12:00	0	0	6	32	77	45	17	4	0	0	0	0	0	181	0	0	3	17	55	62	26	11	0	0	0	0	174	0	0	9	49	132	107	43	15	0	0	0	0	355								
13:00	0	1	6	51	92	51	12	0	0	0	0	0	0	213	0	0	1	13	43	68	24	12	3	1	0	0	165	0	1	7	64	135	119	36	12	3	1	0	0	0	378							
14:00	0	0	6	61	127	68	15	1	0	0	0	0	0	278	1	1	6	23	101	146	42	4	0	0	0	0	324	1	1	12	84	228	214	57	5	0	0	0	0	602								
15:00	0	0	13	83	166	62	11	1	1	0	0	0	0	337	0	0	5	18	75	104	38	8	3	0	0	0	251	0	0	18	101	241	166	49	9	4	0	0	0	0	588							
16:00	0	0	12	61	130	86	18	4	0	0	0	0	0	311	0	0	0	27	63	98	58	4	0	0	0	0	250	0	0	12	88	193	184	76	8	0	0	0	0	561								
17:00	0	1	7	64	131	93	18	3	0	0	0	0	0	317	0	0	0	8	64	115	53	13	0	0	0	0	253	0	1	7	72	195	208	71	16	0	0	0	0	570								
18:00	0	0	8	66	131	52	15	1	0	0	0	0	0	273	0	1	2	12	89	82	27	7	1	0	0	0	221	0	1	10	78	220	134	42	8	1	0	0	0	0	494							
19:00	0	0	5	38	75	41	13	3	1	0	0	0	0	176	2	1	5	14	35	55	28	5	1	0	0	0	146	2	1	10	52	110	96	41	8	2	0	0	0	0	322							
20:00	0	0	7	38	47	26	12	3	0	0	0	0	0	133	3	0	1	8	25	46	20	8	0	0	0	0	111	3	0	8	46	72	72	32	11	0	0	0	0	0	244							
21:00	0	1	2	21	46	22	12	1	0	0	0	0	0	105	0	1	3	9	18	30	19	4	0	0	0	0	84	0	2	5	30	64	52	31	5	0	0	0	0	0	189							
22:00	0	0	1	12	27	18	5	0	0	0	0	0	0	63	0	0	0	3	21	13	9	3	0	0	0	0	49	0	0	1	15	48	31	14	3	0	0	0	0	0	112							
23:00	0	0	0	8	19	5	2	0	0	0	0	0	0	34	0	0	0	3	3	8	8	1	0	0	0	0	23	0	0	0	11	22	13	10	1	0	0	0	0	0	0	57						
Totals	7	9	100	758	1,534	847	227	32	5	0	0	0	0	3,519	8	6	33	252	986	1,404	659	149	31	4	0	0	3,532	15	15	133	1,010	2,520	2,251	886	181	36	4	0	0	0	0	7,051						
% of Totals	0%	0%	3%	22%	44%	24%	6%	1%	0%					100%	0%	0%	1%	7%	28%	40%	19%	4%	1%	0%		100%	0%	0%	2%	14%	36%	32%	13%	3%	1%	0%					100%							

STATISTICS	NORTHBOUND										Total	SOUTHBOUND										Total	TOTALS										Total								
	00:00-12:00	12:00-24:00	07:00-09:00	16:00-18:00	%	Peak Hour	Peak Volume	00:00-12:00	12:00-24:00	07:00-09:00		16:00-18:00	%	Peak Hour	Peak Volume	00:00-12:00	12:00-24:00	07:00-09:00	16:00-18:00	%	Peak Hour		Peak Volume	00:00-12:00	12:00-24:00	07:00-09:00	16:00-18:00	%	Peak Hour	Peak Volume	00:00-12:00	12:00-24:00		07:00-09:00	16:00-18:00	%	Peak Hour	Peak Volume	00:00-12:00	12:00-24:00	07:00-09:00
00:00 - 12:00	7	6	27	223	466	278	77	11	3	0	0	0	1098	2	2	7	97	394	577	307	69	23	3	0	0	1481	9	8	34	320	860	855	384	80	26	3	0	0	0	0	2579
%	0%	0%	1%	6%	13%	8%	2%	0%	0%	0%	0%	0%	31%	0%	0%	0%	3%	11%	16%	9%	2%	1%	0%	0%	0%	42%	0%	0%	1%	9%	24%	24%	11%	2%	1%	0%	0%	0%	0%	0%	73%
Peak Hour	7:30	4:45	7:45	7:30	7:30	7:30	7:30	8:15	0:00	0:00	0:00	0:00	7:30	11:00	9:15	7:15	7:30	7:30	7:30	7:15	6:30	5:45	6:00	0:00	0:00	7:30	7:30	4:45	7:45	7:30	7:30	7:00	6:30	5:45	6:00	0:00	0:00	0:00	0:00	7:30	
Peak Volume	7	2	11	57	136	63	23	4	1	0	0	0	295	2	2	4	28	145	194	78	19	8	2	0	0	453	7	2	15	85	281	257	100	20	8	2	0	0	0	0	748
12:00 - 24:00	0	3	73	535	1068	569	150	21	2	0	0	0	2421	6	4	26	155	592	827	352	80	8	1	0	0	2051	6	7	99	690	1660	1396	502	101	10	1	0	0	0	4472	
%	0%	0%	2%	15%	30%	16%	4%	1%	0%	0%	0%	0%	69%	0%	0%	1%	4%	17%	24%	10%	2%	0%	0%	0%	58%	0%	0%	3%	20%	47%	40%	14%	3%	0%	0%	0%	0%	127%			
Peak Hour	12:00	13:00	15:30	15:15	15:15	16:45	15:30	16:30	14:15	12:00	12:00	12:00	15:15	19:30	14:00	14:30	15:30	14:00	16:15	13:15	13:00	12:45	12:00	12:00	14:00	19:30	17:15	14:45	15:15	15:15	14:15	16:15	17:00	15:00	12:45	12:00	12:00	12:00	15:15		
Peak Volume	0	1	16	89	172	99	20	5	1	0	0	0	355	3	1	8	27	101	146	59	13	3	1	0	0	324	3	2	21	107	253	217	78	16	4	1	0	0	0	614	
07:00 - 09:00	7	1	12	88	208	113	36	3	1	0	0	0	469	0	0	5	34	190	281	122	24	9	0	0	0	665	7	1	17	122	398	394	158	27	10	0	0	0	0	1134	
%	0%	0%	0%	3%	6%	3%	1%	0%	0%	0%	0%	0%	13%	0%	0%	0%	1%	5%	8%	3%	1%	0%	0%	0%	19%	0%	0%	0%	3%	11%	11%	4%	1%	0%	0%	0%	0%	0%	32%		
Peak Hour	7:30	7:15	7:45	7:30	7:30	7:30	7:00	8:00	7:00	7:00	7:00	7:00	7:30	7:30	7:00	7:15	7:30	7:30	7:15	7:00	7:00	7:00	7:00	7:00	7:30	7:30	7:15	7:45	7:30	7:30	7:00	8:00	7:00	7:00	7:00	7:00	7:00	7:30	7:30		
Peak Volume	7	1	11	57	136	63	23	3	1	0	0	0	295	0	0	4	28	145	194	78	13	6	0	0	0	453	7	1	15	85	281	257	100	14							

SPEED

Router Rd Bet Ellenwood Ave & Systems Pkwy

Day: Tuesday
Date: 2/27/2024

City: Rancho Cordova
Project #: CA24_070037_003

Time	NORTHBOUND										Total	SOUTHBOUND										Total	TOTALS										Total								
	5 15	15 20	20 25	25 30	30 35	35 40	40 45	45 50	50 55	55 60		60 65	65 70	70 99	5 15	15 20	20 25	25 30	30 35	35 40	40 45		45 50	50 55	55 60	60 65	65 70	70 99	5 15	15 20	20 25	25 30		30 35	35 40	40 45	45 50	50 55	55 60	60 65	65 70
0:00	0	0	0	2	4	4	1	0	0	0	0	0	11	0	0	0	0	0	3	3	0	0	0	0	0	6	0	0	0	2	4	7	4	0	0	0	0	0	0	0	17
0:15	0	0	0	2	3	3	1	1	0	0	0	0	7	0	0	0	1	0	0	0	0	0	0	0	1	0	0	0	1	2	3	1	0	1	0	0	0	0	0	8	
0:30	0	0	0	2	3	1	1	1	0	0	0	0	8	0	0	0	0	0	1	0	0	0	0	0	1	0	0	0	2	3	2	1	1	0	0	0	0	0	9		
0:45	0	0	0	1	1	1	0	0	0	0	0	0	2	0	0	0	2	1	1	2	0	0	0	0	0	6	0	0	0	2	2	2	2	0	0	0	0	0	5		
1:00	0	0	0	1	1	0	0	1	0	0	0	0	3	0	0	0	0	2	0	0	0	0	0	0	0	2	0	0	0	1	2	0	1	0	0	0	0	0	7		
1:15	0	0	0	0	4	1	1	0	0	0	0	0	6	0	0	0	1	0	1	0	0	0	0	0	2	0	0	0	1	4	2	1	0	0	0	0	0	0	8		
1:30	0	0	0	1	3	1	0	1	0	0	0	0	6	0	0	0	1	0	0	0	0	0	0	0	1	0	0	0	2	3	1	0	1	0	0	0	0	7			
1:45	0	0	0	0	1	1	1	0	0	0	0	0	3	0	0	1	0	2	0	1	0	0	0	0	4	0	0	1	0	3	1	2	0	0	0	0	0	7			
2:00	0	0	0	1	1	2	0	0	0	0	0	0	4	0	0	0	1	1	0	1	0	0	0	0	3	0	0	0	2	2	2	1	0	0	0	0	0	7			
2:15	0	0	0	2	0	0	0	0	0	0	0	0	2	0	0	0	2	0	0	0	0	0	0	0	2	0	0	0	2	2	0	0	0	0	0	0	0	4			
2:30	0	0	0	0	2	1	1	0	0	0	0	0	4	0	0	0	0	1	2	1	0	0	0	0	4	0	0	0	0	3	3	2	0	0	0	0	0	8			
2:45	0	0	0	1	1	0	0	0	0	0	0	0	2	0	0	0	1	0	0	1	1	0	0	0	3	0	0	0	2	1	0	1	1	0	0	0	0	5			
3:00	0	0	0	1	1	0	0	0	0	0	0	0	2	0	0	0	1	1	1	1	0	0	0	0	4	0	0	0	2	2	1	1	0	0	0	0	0	6			
3:15	0	0	0	1	0	0	1	0	0	0	0	0	2	0	0	0	0	2	2	2	0	0	0	0	6	0	0	0	1	0	2	3	2	0	0	0	0	8			
3:30	0	0	0	0	1	0	0	0	0	0	0	0	1	0	0	0	1	0	3	1	0	0	0	0	5	0	0	0	1	1	3	1	0	0	0	0	0	6			
3:45	0	0	0	1	1	1	0	0	0	0	0	0	3	0	0	0	1	1	1	1	0	0	0	0	5	0	0	0	2	2	2	1	1	0	0	0	0	8			
4:00	0	0	0	0	0	1	0	0	0	0	0	0	1	0	0	0	0	3	0	1	0	0	0	0	4	0	0	0	0	3	1	1	0	0	0	0	0	5			
4:15	0	0	0	1	0	1	1	0	0	0	0	0	3	0	0	0	0	1	4	4	2	0	0	0	11	0	0	0	1	1	5	5	2	0	0	0	0	14			
4:30	0	0	0	1	0	2	0	0	0	0	0	0	3	0	0	0	1	3	4	1	2	0	0	0	11	0	0	0	2	3	6	1	2	0	0	0	0	14			
4:45	0	0	0	0	1	1	3	0	0	0	0	0	5	0	0	0	1	5	3	2	0	0	0	11	0	0	0	1	6	4	5	0	0	0	0	0	16				
5:00	0	0	0	0	3	5	0	0	0	0	0	0	8	0	0	0	0	2	5	2	1	0	0	0	10	0	0	0	0	5	10	2	1	0	0	0	0	18			
5:15	0	0	0	2	3	2	2	0	0	0	0	0	9	0	0	0	0	3	6	9	2	1	0	0	21	0	0	0	2	6	8	11	2	1	0	0	0	30			
5:30	0	2	3	0	1	1	1	1	0	0	0	0	9	0	0	0	2	9	2	1	0	0	0	14	0	2	3	2	10	3	2	1	0	0	0	0	23				
5:45	0	0	0	1	5	3	1	0	0	0	0	0	10	0	0	0	0	5	8	9	1	4	0	0	27	0	0	0	1	10	11	10	1	4	0	0	0	37			
6:00	0	0	0	3	2	2	0	0	0	0	0	0	7	0	0	0	0	5	8	8	2	1	0	0	24	0	0	0	3	7	10	8	2	1	0	0	0	31			
6:15	0	0	0	0	2	8	0	0	0	0	0	0	10	0	0	0	1	8	15	11	0	1	1	0	37	0	0	0	1	10	23	11	0	1	1	0	0	47			
6:30	0	1	1	0	7	5	0	0	0	0	0	0	14	0	0	0	2	12	17	22	6	2	0	0	61	0	1	1	2	19	22	6	2	0	0	0	0	75			
6:45	0	0	0	2	6	7	4	1	1	0	0	0	21	0	0	0	4	10	22	5	4	1	1	0	47	0	0	0	6	16	29	9	5	2	1	0	0	68			
7:00	0	0	0	4	15	6	7	0	0	0	0	0	32	0	0	0	1	9	22	9	4	1	0	0	46	0	0	0	5	24	28	16	4	1	0	0	0	78			
7:15	0	0	1	5	17	15	2	0	0	0	0	0	40	0	0	0	1	9	19	19	5	3	0	0	56	0	0	1	6	26	34	21	5	3	0	0	0	96			
7:30	0	0	0	14	33	17	4	0	0	0	0	0	68	0	0	0	3	20	60	27	3	1	0	0	114	0	0	0	17	53	77	31	3	1	0	0	0	182			
7:45	0	0	2	10	46	15	10	0	0	0	0	0	83	0	0	1	3	36	40	22	1	1	0	0	104	0	0	3	13	82	55	32	1	1	0	0	0	187			
8:00	3	1	3	20	31	11	2	0	0	0	0	0	71	0	0	3	18	51	61	10	3	0	0	0	146	3	1	6	38	82	72	12	3	0	0	0	0	217			
8:15	4	0	4	13	26	20	4	2	0	0	0	0	73	0	0	0	4	38	33	11	1	2	0	0	89	4	0	4	17	64	53	15	3	2	0	0	0	162			
8:30	0	0	2	13	24	12	3	0	0	0	0	0	54	0	0	0	1	14	30	14	3	1	0	0	63	0	0	2	14	38	42	17	3	1	0	0	0	117			
8:45	0	0	0	9	16	17	4	1	1	0	0	0	48	0	0	1	3	13	16	10	4	0	0	0	47	0	0	1	12	29	33	14	5	1	0	0	0	95			
9:00	0	0	1	7	22	8	3	1	0	0	0	0	42	0	0	0	3	12	16	11	5	0	0	0	47	0	0	1	10	34	24	14	6	0	0	0	0	89			
9:15	0	0	1	12	16	14	1	0	0	0	0	0	44	0	1	0	1	13	20	4	0	1	1	0	41	0	1	1	13	29	34	5	0	1	1	0	0	85			
9:30	0	0	0	6	17	12	4	0	0	0	0	0	39	0	0	0	3	9	12	10	1	1	0	0	36	0	0	0	9	26	24	14	1	1	0	0	0	75			
9:45	0	0	0	8	14	7	5	0	0	0	0	0	34	0	0	0	3	6	16	4	3	0	0	0	32	0	0	0	11	20	23	9	3	0	0	0	0	66			
10:00	0	0	2	10	16	9	1	0	0	0	0	0	38	0	1	1	5	10	9	12	2	0	0	0	40	0	1	3	15	26	18	13	2	0	0	0	0	78			
10:15	0	0	1	10	15	8	0	0	0	0	0	0	34	0	0	0	7	7	12	10	0	0	0	0	36	0	0	1	17	22	20	10	0	0	0	0	0	70			
10:30	0	0	1	8	10	9	1	0	0	0	0	0	29	0	0	0	3	10	16	12	2	0	0	0	43	0	0	1	11	20	25	13	2	0	0	0	0	72			
10:45	0	0	0	9	21	6	2	0	0	0	0	0	38	0	0	0	2	10	18	8	2	0	0	0	40	0	0	0	11	31	24	10	2	0	0	0	0	78			
11:00	0	0	3	10	17	6	1	1	0	0	0	0	38	1	0	0	8	10	18	4	1	0	0	0	42	1	0	3	18	27	24	5	2	0	0	0	0	80			
11:15	0	1	2	11	12	10	2	0	0	0	0	0	38	0	0	0	2	16	17	7	1	1	0	0	44	0	1	2	13	28	27	9	1	1	0	0	0	82			
11:30	0	1	0	11	28	11	0	1	0	0	0	0	5																												

SPEED

Router Rd Bet Ellenwood Ave & Systems Pkwy

Day: Tuesday
Date: 2/27/2024

City: Rancho Cordova
Project #: CA24_070037_003

Time	NORTHBOUND														Total	SOUTHBOUND														Total	TOTALS														Total
	5	15	20	25	30	35	40	45	50	55	60	65	70	70		5	15	20	25	30	35	40	45	50	55	60	65	70	70		5	15	20	25	30	35	40	45	50	55	60	65	70	70	
	15	20	25	30	35	40	45	50	55	60	65	70	99	15		20	25	30	35	40	45	50	55	60	65	70	99	15	20		25	30	35	40	45	50	55	60	65	70	99				
12:00	0	0	3	6	17	14	4	2	0	0	0	0	0	46	0	0	2	2	10	16	4	1	0	0	0	0	35	0	0	5	8	27	30	8	3	0	0	0	0	81					
12:15	0	0	0	11	17	10	4	0	0	0	0	0	0	42	0	0	0	6	10	18	12	5	0	0	0	0	51	0	0	0	17	27	28	16	5	0	0	0	93						
12:30	0	0	1	8	25	9	4	1	0	0	0	0	0	48	0	0	1	6	17	9	4	3	0	0	0	0	40	0	0	2	14	42	18	8	4	0	0	0	88						
12:45	0	0	2	7	18	12	5	1	0	0	0	0	0	45	0	0	0	3	18	19	6	2	0	0	0	0	48	0	0	2	10	36	31	11	3	0	0	0	93						
13:00	0	0	1	11	24	13	2	0	0	0	0	0	0	51	0	0	0	3	8	23	6	2	1	0	0	0	43	0	0	1	14	32	36	8	2	1	0	0	94						
13:15	0	0	3	14	17	17	5	0	0	0	0	0	0	56	0	0	0	5	15	16	6	4	1	0	0	0	47	0	0	3	19	32	33	11	4	1	0	0	103						
13:30	0	0	2	17	20	10	4	0	0	0	0	0	0	53	0	0	1	1	9	15	5	2	0	1	0	0	34	0	0	3	18	29	25	9	2	0	1	0	87						
13:45	0	1	0	9	31	11	1	0	0	0	0	0	0	53	0	0	0	4	11	14	7	4	1	0	0	0	41	0	1	0	13	42	25	8	4	1	0	0	94						
14:00	0	0	1	21	33	11	6	0	0	0	0	0	0	72	0	0	0	4	18	29	16	3	0	0	0	0	70	0	0	1	25	51	40	22	3	0	0	0	142						
14:15	0	0	2	19	25	21	5	1	0	0	0	0	0	73	1	0	0	4	40	48	9	1	0	0	0	0	103	1	0	2	23	65	69	14	2	0	0	0	176						
14:30	0	0	1	10	32	19	3	0	0	0	0	0	0	65	0	0	0	7	20	35	9	0	0	0	0	0	71	0	0	1	17	52	54	12	0	0	0	0	136						
14:45	0	0	2	11	37	17	1	0	0	0	0	0	0	68	0	1	6	8	23	34	8	0	0	0	0	0	50	0	1	8	19	60	51	9	0	0	0	148							
15:00	0	0	1	9	23	22	4	1	1	0	0	0	0	61	0	0	0	6	10	21	14	3	1	0	0	0	55	0	0	1	15	33	43	18	4	2	0	0	116						
15:15	0	0	1	20	37	14	0	0	0	0	0	0	0	72	0	0	2	1	29	31	12	1	0	0	0	0	76	0	0	3	21	66	45	12	1	0	0	0	148						
15:30	0	0	9	26	55	9	4	0	0	0	0	0	0	103	0	0	0	8	20	29	7	3	0	0	0	0	67	0	0	9	34	75	38	11	3	0	0	0	170						
15:45	0	0	2	28	51	17	3	0	0	0	0	0	0	101	0	0	3	3	16	23	5	1	2	0	0	0	53	0	0	5	31	67	40	8	1	2	0	0	154						
16:00	0	0	3	15	29	26	5	1	0	0	0	0	0	79	0	0	0	6	16	27	14	0	0	0	0	0	63	0	0	3	21	45	53	19	1	0	0	0	142						
16:15	0	0	2	7	32	19	8	1	0	0	0	0	0	69	0	0	0	10	18	31	16	3	0	0	0	0	78	0	0	2	17	50	50	24	4	0	0	0	147						
16:30	0	0	7	24	35	19	2	0	0	0	0	0	0	87	0	0	0	7	17	24	12	0	0	0	0	0	60	0	0	7	31	52	43	14	0	0	0	0	147						
16:45	0	0	0	15	34	22	3	2	0	0	0	0	0	76	0	0	0	4	12	16	16	1	0	0	0	0	49	0	0	0	19	46	38	19	3	0	0	0	125						
17:00	0	0	2	20	30	25	6	1	0	0	0	0	0	84	0	0	0	1	19	34	15	6	0	0	0	0	75	0	0	2	21	49	59	21	7	0	0	0	159						
17:15	0	0	1	14	39	25	2	2	0	0	0	0	0	83	0	0	0	3	17	25	12	2	0	0	0	0	59	0	0	1	17	56	50	14	4	0	0	0	142						
17:30	0	0	3	17	29	27	5	0	0	0	0	0	0	81	0	0	0	1	12	26	13	1	0	0	0	0	53	0	0	3	18	41	53	18	1	0	0	0	134						
17:45	0	1	1	13	33	16	5	0	0	0	0	0	0	69	0	0	0	3	16	30	13	4	0	0	0	0	66	0	1	1	16	49	46	18	4	0	0	0	135						
18:00	0	0	3	20	39	16	6	0	0	0	0	0	0	84	0	1	0	3	19	22	4	2	0	0	0	0	51	0	1	3	23	58	38	10	2	0	0	0	135						
18:15	0	0	2	22	31	15	2	1	0	0	0	0	0	73	0	0	1	3	27	24	6	1	0	0	0	0	62	0	0	3	25	58	39	8	2	0	0	0	135						
18:30	0	0	1	14	30	11	3	0	0	0	0	0	0	59	0	0	1	3	28	23	11	1	0	0	0	0	67	0	0	2	17	58	34	14	1	0	0	0	126						
18:45	0	0	2	10	31	10	4	0	0	0	0	0	0	57	0	0	0	3	15	13	6	3	1	0	0	0	41	0	0	2	13	46	23	10	3	1	0	0	98						
19:00	0	0	2	12	20	11	5	0	0	0	0	0	0	50	2	0	0	1	10	15	6	0	1	0	0	0	35	2	0	2	13	30	26	11	0	1	0	0	85						
19:15	0	0	2	5	15	9	6	0	1	0	0	0	0	38	0	1	4	7	6	20	7	0	0	0	0	0	45	0	1	6	12	21	29	13	0	1	0	0	83						
19:30	0	0	1	14	25	11	1	1	0	0	0	0	0	53	0	0	1	4	11	9	7	1	0	0	0	0	33	0	0	2	18	36	20	8	2	0	0	0	86						
19:45	0	0	0	7	15	10	1	2	0	0	0	0	0	35	0	0	0	2	8	11	8	4	0	0	0	0	33	0	0	0	9	23	21	9	6	0	0	0	68						
20:00	0	0	0	12	16	6	5	1	0	0	0	0	0	40	0	0	1	2	10	15	6	1	0	0	0	0	35	0	0	1	14	26	21	11	2	0	0	0	75						
20:15	0	0	4	10	7	7	3	1	0	0	0	0	0	32	3	0	0	4	12	8	6	1	0	0	0	0	34	3	0	4	14	19	15	9	2	0	0	0	66						
20:30	0	0	1	8	14	7	3	0	0	0	0	0	0	33	0	0	0	1	2	15	2	2	0	0	0	0	22	0	0	1	9	16	22	5	2	0	0	0	55						
20:45	0	0	2	8	10	6	1	1	0	0	0	0	0	28	0	0	0	1	1	8	6	4	0	0	0	0	20	0	0	2	9	11	14	7	5	0	0	0	48						
21:00	0	1	1	8	9	5	3	0	0	0	0	0	0	27	0	0	1	5	4	2	3	0	0	0	0	0	15	0	1	2	13	13	7	6	0	0	0	0	42						
21:15	0	0	0	3	11	6	5	0	0	0	0	0	0	25	0	0	0	3	6	11	6	0	0	0	0	0	26	0	0	0	6	17	17	11	0	0	0	0	51						
21:30	0	0	1	9	7	3	3	0	0	0	0	0	0	23	0	0	1	0	4	12	5	2	0	0	0	0	24	0	0	2	9	11	15	8	2	0	0	0	47						
21:45	0	0	0	1	19	8	1	1	0	0	0	0	0	30	0	1	1	1	4	5	5	2	0	0	0	0	19	0	1	1	2	23	13	6	3	0	0	0	49						
22:00	0	0	0	2	11	5	0	0	0	0	0	0	0	18	0	0	0	2	12	2	2	0	0	0	0	0	18	0	0	0	4	23	7	2	0	0	0	0	36						
22:15	0	0	1	3	6	4	3	0	0	0	0	0	0	17	0	0	0	1	3	7	1	1	0	0	0	0	13	0	0	1	4	9	11	4	1	0	0	0	30						
22:30	0	0	0	4	8	5	2	0	0	0	0	0	0	19	0	0	0	0	3	2	2	0	0	0	0	0	7	0	0	0	4	11	7	4	0	0	0	0	26						
22:45	0	0	0	3	2	4	0	0	0	0	0	0	0	9	0	0	0	0	3	2	4	2	0	0	0	0	11	0	0	0	3	5	6	4	2	0	0	0	20						

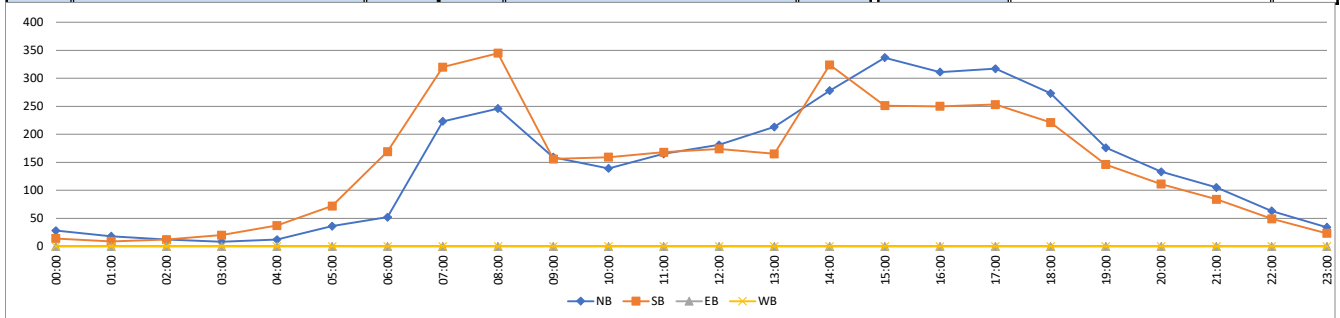
VOLUME

Routier Rd Bet Ellenwood Ave & Systems Pkwy

Day: Tuesday
Date: 2/27/2024

City: Rancho Cordova
Project #: CA24_070037_003

DAILY TOTALS						NB	SB	EB	WB	Total	DAILY TOTALS						
						3,519	3,532	0	0	7,051							
15-Minutes Interval											Hourly Intervals						
TIME	NB	SB	EB	WB	TOTAL	TIME	NB	SB	EB	WB	TOTAL	TIME	NB	SB	EB	WB	TOTAL
0:00	11	6			17	12:00	46	35			81	00:00	28	14			42
0:15	7	1			8	12:15	42	51			93	01:00	18	9			27
0:30	8	1			9	12:30	48	40			88	02:00	12	12			24
0:45	2	6			8	12:45	45	48			93	03:00	8	20			28
1:00	3	2			5	13:00	51	43			94	04:00	12	37			49
1:15	6	2			8	13:15	56	47			103	05:00	36	72			108
1:30	6	1			7	13:30	53	34			87	06:00	52	169			221
1:45	3	4			7	13:45	53	41			94	07:00	223	320			543
2:00	4	3			7	14:00	72	70			142	08:00	246	345			591
2:15	2	2			4	14:15	73	103			176	09:00	159	156			315
2:30	4	4			8	14:30	65	71			136	10:00	139	159			298
2:45	2	3			5	14:45	68	80			148	11:00	165	168			333
3:00	2	4			6	15:00	61	55			116	12:00	181	174			355
3:15	2	6			8	15:15	72	76			148	13:00	213	165			378
3:30	1	5			6	15:30	103	67			170	14:00	278	324			602
3:45	3	5			8	15:45	101	53			154	15:00	337	251			588
4:00	1	4			5	16:00	79	63			142	16:00	311	250			561
4:15	3	11			14	16:15	69	78			147	17:00	317	253			570
4:30	3	11			14	16:30	87	60			147	18:00	273	221			494
4:45	5	11			16	16:45	76	49			125	19:00	176	146			322
5:00	8	10			18	17:00	84	75			159	20:00	133	111			244
5:15	9	21			30	17:15	83	59			142	21:00	105	84			189
5:30	9	14			23	17:30	81	53			134	22:00	63	49			112
5:45	10	27			37	17:45	69	66			135	23:00	34	23			57
6:00	7	24			31	18:00	84	51			135	STATISTICS					
6:15	10	37			47	18:15	73	62			135		NB	SB	EB	WB	TOTAL
6:30	14	61			75	18:30	59	67			126	Peak Period	00:00 to 12:00				
6:45	21	47			68	18:45	57	41			98	Volume	1098	1481			2579
7:00	32	46			78	19:00	50	35			85	Peak Hour	7:30	7:30			7:30
7:15	40	56			96	19:15	38	45			83	Peak Volume	295	453			748
7:30	68	114			182	19:30	53	33			86	Peak Hour Factor	0.889	0.776			0.862
7:45	83	104			187	19:45	35	33			68	Peak Period	12:00 to 00:00				
8:00	71	146			217	20:00	40	35			75	Volume	2421	2051			4472
8:15	73	89			162	20:15	32	34			66	Peak Hour	15:15	14:00			15:15
8:30	54	63			117	20:30	33	22			55	Peak Volume	355	324			614
8:45	48	47			95	20:45	28	20			48	Peak Hour Factor	0.862	0.786			0.903
9:00	42	47			89	21:00	27	15			42	Peak Period	07:00 to 09:00				
9:15	44	41			85	21:15	25	26			51	Volume	469	665			1134
9:30	39	36			75	21:30	23	24			47	Peak Hour	7:30	7:30			7:30
9:45	34	32			66	21:45	30	19			49	Peak Volume	295	453			748
10:00	38	40			78	22:00	18	18			36	Peak Hour Factor	0.889	0.776			0.862
10:15	34	36			70	22:15	17	13			30	Peak Period	16:00 to 18:00				
10:30	29	43			72	22:30	19	7			26	Volume	628	503			1131
10:45	38	40			78	22:45	9	11			20	Peak Hour	16:30	16:15			16:15
11:00	38	42			80	23:00	12	7			19	Peak Volume	330	262			578
11:15	38	44			82	23:15	7	6			13	Peak Hour Factor	0.948	0.840			0.909
11:30	52	46			98	23:30	10	7			17						
11:45	37	36			73	23:45	5	3			8						
TOTALS	1098	1481	0	0	2579	TOTALS	2421	2051	0	0	4472						
SPLIT %	43%	57%	0%	0%	37%	SPLIT %	54%	46%	0%	0%	63%						



SPEED Routier Rd Bet Systems Pkwy & Old Placerville Rd

Day: Tuesday
Date: 2/27/2024

City: Rancho Cordova
Project #: CA24_070037_004

Time	NORTHBOUND										Total	SOUTHBOUND										Total	TOTALS										Total															
	5	15	20	25	30	35	40	45	50	55		60	65	70	70	99	5	15	20	25	30		35	40	45	50	55	60	65	70	70	99		5	15	20	25	30	35	40	45	50	55	60	65	70	70	99
	15	20	25	30	35	40	45	50	55	60		65	70	99	15	20	25	30	35	40	45		50	55	60	65	70	99	15	20	25	30		35	40	45	50	55	60	65	70	99						
0:00	0	0	0	3	1	4	7	0	1	0	0	0	0	15	0	0	0	0	1	9	1	0	0	0	0	0	0	11	0	0	0	3	2	12	8	0	1	0	0	0	0	26						
1:00	0	0	0	0	3	5	2	1	0	0	0	0	0	11	0	0	0	1	3	5	2	0	0	0	0	0	0	11	0	0	0	1	6	10	4	1	0	0	0	0	0	22						
2:00	0	0	1	0	1	3	1	0	0	0	0	0	0	6	0	0	0	0	2	3	2	0	0	0	0	0	0	7	0	0	1	0	3	6	3	0	0	0	0	0	13							
3:00	0	1	0	0	2	1	0	0	0	0	0	0	0	4	0	0	0	0	4	3	7	4	1	0	0	0	0	19	0	1	0	0	6	4	7	4	1	0	0	0	0	37						
4:00	0	0	0	0	2	2	3	0	0	0	0	0	0	7	0	0	0	7	6	10	6	1	0	0	0	0	0	30	0	0	0	9	8	13	6	1	0	0	0	0	23							
5:00	1	1	0	0	7	5	5	3	0	0	0	0	0	22	0	0	0	0	5	29	17	6	3	0	0	0	0	60	1	1	0	0	12	34	22	9	3	0	0	0	82							
6:00	0	0	1	1	4	11	8	3	1	0	0	0	0	29	0	0	0	0	20	45	52	14	4	0	0	0	0	135	0	0	1	1	24	56	60	17	5	0	0	0	164							
7:00	0	0	0	4	18	53	32	9	2	1	0	0	0	119	0	0	0	1	21	91	89	32	6	0	0	0	0	240	0	0	0	5	39	144	121	41	8	1	0	0	359							
8:00	0	0	0	5	15	62	68	18	3	0	0	0	0	171	0	0	0	1	24	85	89	35	7	0	0	0	0	241	0	0	0	6	39	147	157	53	10	0	0	0	412							
9:00	0	0	0	3	13	36	35	8	2	0	0	0	0	97	0	0	0	0	10	39	40	27	5	0	0	0	0	121	0	0	0	3	23	75	75	35	7	0	0	0	218							
10:00	0	0	0	2	10	23	32	7	4	0	0	0	0	78	0	0	0	1	12	27	42	17	6	1	0	0	0	106	0	0	0	3	22	50	74	24	10	1	0	0	184							
11:00	0	0	2	2	7	34	43	19	4	1	0	0	0	112	0	0	0	3	9	44	46	18	6	0	0	0	0	126	0	0	2	5	16	78	89	37	10	1	0	0	238							
12:00	0	0	1	3	11	41	45	26	4	1	0	0	0	132	0	0	0	5	10	48	47	26	7	0	0	0	0	143	0	0	1	8	21	89	92	52	11	1	0	0	275							
13:00	0	0	3	0	17	46	45	17	4	1	0	0	0	133	0	0	1	0	6	25	43	26	12	2	0	0	0	115	0	0	4	0	23	71	88	43	16	3	0	0	248							
14:00	0	0	0	5	19	68	61	23	10	1	0	0	0	187	0	0	0	1	16	62	86	34	6	1	0	0	0	206	0	0	0	6	35	130	147	57	16	2	0	0	393							
15:00	1	0	0	4	23	84	89	21	5	0	0	0	0	227	0	0	1	2	12	73	70	24	7	1	0	0	0	190	1	0	1	6	35	157	159	45	12	1	0	0	417							
16:00	0	1	0	4	19	79	83	24	11	0	0	0	0	221	0	0	0	3	16	54	67	28	5	0	0	0	0	173	0	1	0	7	35	133	150	52	16	0	0	0	394							
17:00	0	0	0	3	14	64	82	28	12	1	0	0	0	204	0	0	0	1	11	47	71	18	10	2	0	0	0	160	0	0	0	4	25	111	153	46	22	3	0	0	364							
18:00	0	0	0	7	23	65	49	17	7	1	0	0	0	169	0	0	0	0	12	41	44	18	4	3	0	0	0	122	0	0	0	7	35	106	93	35	11	4	0	0	291							
19:00	0	1	0	1	15	45	31	9	2	0	0	0	0	104	0	0	1	1	10	21	33	18	5	2	0	0	0	91	0	1	1	2	25	66	64	27	7	2	0	0	195							
20:00	0	0	0	1	15	29	27	9	1	1	0	0	0	83	0	0	0	0	7	19	30	9	3	3	0	0	0	71	0	0	0	1	22	48	57	18	4	4	0	0	154							
21:00	0	0	0	0	12	23	14	9	2	0	0	0	0	60	0	0	0	0	10	12	20	9	1	0	0	0	0	52	0	0	0	0	22	35	34	18	3	0	0	0	112							
22:00	0	0	1	1	3	22	12	2	0	0	0	0	0	41	0	0	0	0	4	8	11	4	1	0	0	0	0	28	0	0	1	1	7	30	23	6	1	0	0	0	69							
23:00	0	0	0	0	6	10	5	2	2	0	0	0	0	25	0	0	0	0	5	4	6	2	0	0	0	0	0	17	0	0	0	0	11	14	11	4	2	0	0	0	42							
Totals	2	4	9	49	260	814	779	255	77	8	0	0	0	2,257	0	0	3	20	237	800	925	375	100	15	0	0	0	2,475	2	4	12	69	497	1,614	1,704	630	177	23	0	0	0	4,732						
% of Totals	0%	0%	0%	2%	12%	36%	35%	11%	3%	0%				100%			0%	1%	10%	32%	37%	15%	4%	1%			100%	0%	0%	0%	1%	11%	34%	36%	13%	4%	0%			100%								

STATISTICS	NORTHBOUND										Total	SOUTHBOUND										Total	TOTALS										Total														
	00:00-12:00	%	Peak Hour	Peak Volume	12:00-24:00	%	Peak Hour	Peak Volume	07:00-09:00	%		Peak Hour	Peak Volume	16:00-18:00	%	Peak Hour	Peak Volume	00:00-12:00	%	Peak Hour	Peak Volume		12:00-24:00	%	Peak Hour	Peak Volume	07:00-09:00	%	Peak Hour	Peak Volume	16:00-18:00	%		Peak Hour	Peak Volume	00:00-12:00	%	Peak Hour	Peak Volume	12:00-24:00	%	Peak Hour	Peak Volume	07:00-09:00	%	Peak Hour	Peak Volume
00:00 - 12:00	1	2	4	20	83	238	236	68	17	2	0	0	0	671	0	0	0	7	118	386	397	159	39	1	0	0	0	1107	1	2	4	27	201	624	633	227	56	3	0	0	0	1778					
%	0%	0%	0%	1%	4%	11%	10%	3%	1%	0%	0%	0%	0%	30%	0%	0%	0%	0%	17%	18%	7%	2%	0%	0%	0%	0%	49%	0%	0%	0%	1%	9%	28%	28%	10%	2%	0%	0%	0%	0%	79%						
Peak Hour	4:45	2:15	10:30	7:45	7:00	7:30	7:45	11:30	10:30	7:00	0:00	0:00	0:00	7:30	0:00	0:00	0:00	11:30	6:15	7:15	7:30	7:45	11:30	9:15	0:00	0:00	7:30	4:45	2:15	10:30	11:45	7:30	7:30	7:45	11:30	7:45	7:00	0:00	0:00	0:00	7:30						
Peak Volume	1	1	2	5	18	69	71	27	5	1	0	0	0	177	0	0	0	7	26	128	123	44	9	1	0	0	0	322	1	1	2	11	44	193	189	61	12	1	0	0	0	499					
12:00 - 24:00	1	2	5	29	177	576	543	187	60	6	0	0	0	1586	0	0	3	13	119	414	528	216	61	14	0	0	0	1368	1	2	8	42	296	990	1071	403	121	20	0	0	0	2954					
%	0%	0%	0%	1%	8%	26%	24%	8%	3%	0%	0%	0%	0%	70%	0%	0%	0%	1%	5%	18%	23%	10%	3%	1%	0%	0%	0%	61%	0%	0%	0%	2%	13%	44%	47%	18%	5%	1%	0%	0%	131%						
Peak Hour	14:45	15:15	13:00	17:45	15:30	15:30	15:30	15:45	16:30	12:00	12:00	12:00	12:00	15:30	12:00	12:00	12:45	12:00	14:45	14:45	14:00	13:45	13:00	17:45	12:00	12:00	14:00	14:45	15:15	13:00	15:30	14:45	14:45	15:30	15:30	16:30	18:00	12:00	12:00	12:00	15:30						
Peak Volume	1	1	3	7	28	91	103	31	13	1	0	0	0	268	0	0	1	5	19	74	86	39	12	3	0	0	0	206	1	1	4	10	45	160	173	59	24	4	0	0	0	455					
07:00 - 09:00	0	0	0	9	33	115	100	27	5	1	0	0	0	290	0	0	0	2	45	176	178	67	13	0	0	0	0	481	0	0	0	11	78	291	278	94	18	1	0	0	0	771					
%	0%	0%	0%	0%	1%	5%	4%	1%	0%	0%	0%	0%	0%	13%	0%	0%	0%	0%	2%	8%	3%	1%	0%	0%	0%	0%	0%	21%	0%	0%	0%	3%	13%	12%	4%	1%	0%	0%	0%	0%	34%						
Peak Hour	7:00	7:00	7:00	7:45	7:00	7:30	7:45	7:30	8:00	7:00	7:00	7:00	7:00	7:30	7:00	7:00	7:00	7:30	7:15	7:30	7:45	8:00	7:00	7:00	7:00	7:00	7:30	7:00	7:00	7:00	7:45	7:30	7:30	7:45	8:00	7:00	7:00	7:00	7:00	7:30							
Peak Volume	0	0	0	5	18	69	71	18	3	1	0	0	0	177	0	0	0	1	26	128	123	44	7	0	0	0	0	322</																			

SPEED
Routier Rd Bet Systems Pkwy & Old Placerville Rd

Day: Tuesday
 Date: 2/27/2024

City: Rancho Cordova
 Project #: CA24_070037_004

Time	NORTHBOUND										Total	SOUTHBOUND										Total	TOTALS										Total							
	5 15	15 20	20 25	25 30	30 35	35 40	40 45	45 50	50 55	55 60		60 65	65 70	70 99	5 15	15 20	20 25	25 30	30 35	35 40	40 45		45 50	50 55	55 60	60 65	65 70	70 99	5 15	15 20	20 25	25 30		30 35	35 40	40 45	45 50	50 55	55 60	60 65
0:00	0	0	0	1	0	2	1	0	0	0	0	0	4	0	0	0	0	1	4	1	0	0	0	0	6	0	0	0	1	1	6	2	0	0	0	0	0	0	0	10
0:15	0	0	0	0	1	0	3	0	1	0	0	0	5	0	0	0	0	0	0	0	0	0	0	0	0	0	0	0	0	0	1	0	3	0	1	0	0	0	5	
0:30	0	0	0	2	0	1	2	0	0	0	0	0	5	0	0	0	0	0	1	0	0	0	0	0	1	0	0	0	2	0	2	0	0	0	0	0	0	6		
0:45	0	0	0	0	0	0	1	0	0	0	0	0	1	0	0	0	0	4	0	0	0	0	0	0	4	0	0	0	0	0	0	4	1	0	0	0	0	5		
1:00	0	0	0	0	0	0	1	0	0	0	0	0	1	0	0	0	0	2	1	0	0	0	0	0	3	0	0	0	0	2	2	0	0	0	0	0	0	4		
1:15	0	0	0	0	0	2	0	0	0	0	0	0	2	0	0	0	0	1	2	1	0	0	0	0	4	0	0	0	0	1	4	1	0	0	0	0	0	6		
1:30	0	0	0	0	2	2	0	1	0	0	0	0	5	0	0	0	0	0	0	0	0	0	0	0	0	0	0	0	2	2	0	1	0	0	0	0	5			
1:45	0	0	0	0	1	1	1	0	0	0	0	0	3	0	0	0	1	2	1	0	0	0	0	0	4	0	0	0	1	3	2	1	0	0	0	0	0	7		
2:00	0	0	0	0	1	0	1	0	0	0	0	0	2	0	0	0	0	1	0	1	0	0	0	0	2	0	0	0	2	0	2	0	0	0	0	0	0	4		
2:15	0	0	0	0	0	0	0	0	0	0	0	0	0	0	0	0	1	0	0	0	0	0	0	0	1	0	0	0	1	0	0	0	0	0	0	0	0	1		
2:30	0	0	1	0	0	0	3	0	0	0	0	0	4	0	0	0	0	1	1	0	0	0	0	0	2	0	0	1	0	0	4	1	0	0	0	0	0	6		
2:45	0	0	0	0	0	0	0	0	0	0	0	0	0	0	0	0	0	2	0	0	0	0	0	0	2	0	0	0	0	0	2	0	0	0	0	0	0	2		
3:00	0	1	0	0	1	0	0	0	0	0	0	0	2	0	0	0	0	0	1	0	0	0	0	0	1	0	1	0	0	1	0	1	0	0	0	0	0	3		
3:15	0	0	0	0	0	0	0	0	0	0	0	0	0	0	0	0	0	0	3	2	1	0	0	0	6	0	0	0	0	0	0	3	2	1	0	0	0	6		
3:30	0	0	0	0	1	0	0	0	0	0	0	0	1	0	0	0	1	3	1	0	0	0	0	6	0	0	0	0	2	1	3	1	0	0	0	0	0	7		
3:45	0	0	0	0	0	1	0	0	0	0	0	0	1	0	0	0	3	2	0	1	0	0	0	6	0	0	0	0	3	3	0	1	0	0	0	0	0	7		
4:00	0	0	0	0	0	1	0	0	0	0	0	0	1	0	0	0	0	1	0	0	0	0	0	1	0	0	0	0	0	1	1	0	0	0	0	0	0	2		
4:15	0	0	0	0	1	0	1	0	0	0	0	0	2	0	0	0	2	0	4	4	1	0	0	11	0	0	0	0	3	0	5	4	1	0	0	0	0	13		
4:30	0	0	0	0	1	0	0	0	0	0	0	0	1	0	0	0	4	3	2	1	0	0	0	10	0	0	0	0	5	3	2	1	0	0	0	0	0	11		
4:45	0	0	0	0	0	1	2	0	0	0	0	0	3	0	0	0	1	3	3	1	0	0	0	8	0	0	0	0	1	4	5	1	0	0	0	0	0	11		
5:00	0	0	0	0	1	1	2	0	0	0	0	0	4	0	0	0	0	5	2	0	0	0	0	7	0	0	0	0	1	6	4	0	0	0	0	0	0	11		
5:15	0	0	0	0	1	1	2	1	0	0	0	0	5	0	0	0	0	10	7	1	2	0	0	20	0	0	0	0	1	11	9	2	2	0	0	0	0	25		
5:30	1	1	0	0	3	0	1	2	0	0	0	0	8	0	0	0	2	5	1	0	1	0	0	9	1	1	0	0	5	5	2	2	1	0	0	0	0	17		
5:45	0	0	0	0	2	3	0	0	0	0	0	0	5	0	0	0	3	9	7	5	0	0	0	24	0	0	0	0	5	12	7	5	0	0	0	0	0	29		
6:00	0	0	1	1	2	2	0	0	0	0	0	0	6	0	0	0	1	5	12	1	0	0	0	19	0	0	1	1	3	7	12	1	0	0	0	0	0	25		
6:15	0	0	0	0	1	1	1	1	0	0	0	0	4	0	0	0	0	4	12	7	1	2	0	26	0	0	0	0	5	13	8	2	2	0	0	0	0	30		
6:30	0	0	0	0	1	3	3	0	0	0	0	0	7	0	0	0	5	13	21	8	0	0	0	47	0	0	0	0	6	16	24	8	0	0	0	0	0	54		
6:45	0	0	0	0	0	5	4	2	1	0	0	0	12	0	0	0	0	10	15	12	4	2	0	43	0	0	0	0	10	20	16	6	3	0	0	0	0	55		
7:00	0	0	0	1	6	9	4	1	0	0	0	0	21	0	0	0	7	13	9	4	3	0	0	36	0	0	0	1	13	22	13	5	3	0	0	0	0	57		
7:15	0	0	0	2	3	9	5	1	0	0	0	0	20	0	0	0	2	19	15	9	0	0	0	45	0	0	0	2	5	28	20	10	0	0	0	0	0	65		
7:30	0	0	0	0	5	20	10	3	0	0	0	0	38	0	0	0	0	7	32	21	6	2	0	68	0	0	0	0	12	52	31	9	2	0	0	0	0	106		
7:45	0	0	0	1	4	15	13	4	2	1	0	0	40	0	0	0	1	5	27	44	13	1	0	91	0	0	0	2	9	42	57	17	3	1	0	0	0	131		
8:00	0	0	0	1	4	11	15	4	0	0	0	0	35	0	0	0	10	50	32	9	2	0	0	103	0	0	0	1	14	61	47	13	2	0	0	0	0	138		
8:15	0	0	0	1	5	23	28	7	0	0	0	0	64	0	0	0	0	4	15	26	14	1	0	60	0	0	0	1	9	38	54	21	1	0	0	0	0	124		
8:30	0	0	0	2	3	15	15	2	0	0	0	0	37	0	0	0	4	10	14	8	2	0	0	38	0	0	0	2	7	25	29	10	2	0	0	0	0	75		
8:45	0	0	0	1	3	13	10	5	3	0	0	0	35	0	0	0	1	6	10	17	4	2	0	40	0	0	0	2	9	23	27	9	5	0	0	0	0	75		
9:00	0	0	0	0	2	9	9	2	1	0	0	0	23	0	0	0	2	13	14	10	2	0	0	41	0	0	0	0	4	22	23	12	3	0	0	0	0	64		
9:15	0	0	0	2	4	8	9	1	0	0	0	0	24	0	0	0	0	4	11	7	6	0	0	28	0	0	0	2	8	19	16	7	0	0	0	0	0	52		
9:30	0	0	0	1	5	11	6	1	0	0	0	0	24	0	0	0	0	4	10	8	4	1	0	27	0	0	0	1	9	21	14	5	1	0	0	0	0	51		
9:45	0	0	0	0	2	8	11	4	1	0	0	0	26	0	0	0	0	5	11	7	2	0	0	25	0	0	0	0	2	13	22	11	3	0	0	0	0	51		
10:00	0	0	0	2	3	9	11	0	1	0	0	0	26	0	0	0	0	5	4	9	2	1	1	22	0	0	0	2	8	13	20	2	2	1	0	0	0	48		
10:15	0	0	0	0	4	2	8	1	1	0	0	0	16	0	0	0	0	1	6	11	3	2	0	23	0	0	0	0	5	8	19	4	3	0	0	0	0	39		
10:30	0	0	0	0	0	9	10	2	0	0	0	0	21	0	0	0	1	2	9	11	9	2	0	34	0	0	0	1	2	18	21	11	2	0	0	0	0	55		
10:45	0	0	0	0	3	3	3	4	2	0	0	0	15	0	0	0	0	4	8	11	3	1	0	27	0	0	0	0	7	11	14	7	3	0	0	0	0	42		
11:00	0	0	1	0	0	11	8	4	1	1	0	0	26	0	0	0	0	9	15	5	1	0	0	30	0	0	1	0	0	20	23	9	2	1	0	0	0	56		
11:15	0	0	1	0	2	6	11	2	2	0	0	0	24	0	0	0	0	4	8	16	4	1	0	33	0	0	1	0	6	14	27	6	3	0	0	0	0	57		
11:30	0	0	0	0	3	8	14	10	0	0	0	0	35	0	0	0	1	2	17	7	5	2	0	34	0	0	0	1	5	25	21	15								

SPEED
Routier Rd Bet Systems Pkwy & Old Placerville Rd

Day: Tuesday
 Date: 2/27/2024

City: Rancho Cordova
 Project #: CA24_070037_004

Time	NORTHBOUND										Total	SOUTHBOUND										Total	TOTALS										Total											
	5	15	20	25	30	35	40	45	50	55		60	65	70	70	99	5	15	20	25	30		35	40	45	50	55	60	65	70	70	99		5	15	20	25	30	35	40	45	50	55	60
12:00	0	0	1	0	2	13	8	8	2	1	0	0	0	35	0	0	0	1	2	13	8	4	1	0	0	0	29	0	0	1	1	4	26	16	12	3	1	0	0	64				
12:15	0	0	0	1	2	13	7	6	0	0	0	0	29	0	0	0	3	2	10	15	9	4	0	0	0	43	0	0	0	4	4	23	22	15	4	0	0	72						
12:30	0	0	0	1	5	8	19	5	2	0	0	0	40	0	0	0	1	3	10	14	3	0	0	0	31	0	0	0	2	8	18	33	8	2	0	0	71							
12:45	0	0	0	1	2	7	11	7	0	0	0	0	28	0	0	0	0	3	15	10	10	2	0	0	40	0	0	0	1	5	22	21	17	2	0	0	68							
13:00	0	0	1	0	6	16	12	5	1	0	0	0	41	0	0	0	0	8	10	9	2	1	0	0	30	0	0	1	0	6	24	22	14	3	1	0	71							
13:15	0	0	1	0	5	9	11	2	2	1	0	0	31	0	0	0	0	1	6	11	4	4	0	0	26	0	0	1	0	6	15	22	6	6	1	0	57							
13:30	0	0	0	0	5	13	15	6	0	0	0	0	39	0	0	1	0	3	5	11	5	3	0	0	28	0	0	1	0	8	18	26	11	3	0	0	67							
13:45	0	0	1	0	1	8	7	4	1	0	0	0	22	0	0	0	0	2	6	11	8	3	1	0	31	0	0	1	0	3	14	18	12	4	1	0	53							
14:00	0	0	0	1	7	12	12	3	0	0	0	0	35	0	0	0	0	5	17	16	13	2	0	0	53	0	0	0	1	12	29	28	16	2	0	0	88							
14:15	0	0	0	0	2	19	19	3	6	0	0	0	49	0	0	0	1	0	20	25	9	3	0	0	58	0	0	0	1	2	39	44	12	9	0	0	107							
14:30	0	0	0	2	3	10	16	8	2	0	0	0	41	0	0	0	0	3	13	22	9	0	0	0	47	0	0	0	2	6	23	38	17	2	0	0	88							
14:45	0	0	0	2	7	27	14	9	2	1	0	0	62	0	0	0	0	8	12	23	3	1	1	0	48	0	0	0	2	15	39	37	12	3	2	0	110							
15:00	0	0	0	0	4	17	17	2	2	0	0	0	42	0	0	0	1	3	14	13	7	3	1	0	42	0	0	0	1	7	31	30	9	5	1	0	84							
15:15	0	0	0	0	5	12	14	3	1	0	0	0	35	0	0	1	0	4	26	20	5	0	0	0	56	0	0	1	0	9	38	34	8	1	0	0	91							
15:30	1	0	0	4	10	30	29	7	1	0	0	0	82	0	0	0	1	4	22	18	7	2	0	0	54	1	0	0	5	14	52	47	14	3	0	0	136							
15:45	0	0	0	0	4	25	29	9	1	0	0	0	68	0	0	0	0	1	11	19	5	2	0	0	38	0	0	0	0	5	36	48	14	3	0	0	106							
16:00	0	1	0	1	8	21	16	5	4	0	0	0	56	0	0	0	3	4	13	21	8	1	0	0	50	0	1	0	4	12	34	37	13	5	0	0	106							
16:15	0	0	0	1	6	15	29	8	3	0	0	0	62	0	0	0	0	6	17	12	10	0	0	0	45	0	0	0	1	12	32	41	18	3	0	0	107							
16:30	0	0	0	0	3	22	22	9	3	0	0	0	59	0	0	0	0	2	18	16	2	1	0	0	39	0	0	0	0	5	40	38	11	4	0	0	98							
16:45	0	0	0	2	2	21	16	2	1	0	0	0	44	0	0	0	0	4	6	18	8	3	0	0	39	0	0	0	2	6	27	34	10	4	0	0	83							
17:00	0	0	0	1	7	22	27	8	2	0	0	0	67	0	0	0	1	4	11	24	6	4	0	0	50	0	0	0	2	11	33	51	14	6	0	0	117							
17:15	0	0	0	1	3	11	20	5	7	0	0	0	47	0	0	0	0	3	14	13	3	3	1	0	37	0	0	0	1	6	25	33	8	10	1	0	84							
17:30	0	0	0	1	2	13	22	9	1	1	0	0	49	0	0	0	0	3	11	16	3	2	0	0	35	0	0	0	1	5	24	38	12	3	1	0	84							
17:45	0	0	0	0	2	18	13	6	2	0	0	0	41	0	0	0	0	1	11	18	6	1	1	0	38	0	0	0	0	3	29	31	12	3	1	0	79							
18:00	0	0	0	1	4	26	11	6	1	0	0	0	49	0	0	0	0	2	7	12	1	2	0	0	24	0	0	0	1	6	33	23	7	3	0	0	73							
18:15	0	0	0	1	9	13	16	4	2	0	0	0	45	0	0	0	0	5	14	8	7	2	0	0	36	0	0	0	1	14	27	24	11	4	0	0	81							
18:30	0	0	0	5	3	15	7	4	1	0	0	0	35	0	0	0	0	4	9	19	4	0	2	0	38	0	0	0	5	7	24	26	8	1	2	0	73							
18:45	0	0	0	0	7	11	15	3	3	1	0	0	40	0	0	0	0	1	11	5	6	0	1	0	24	0	0	0	0	8	22	20	9	3	2	0	63							
19:00	0	0	0	0	3	14	9	5	0	0	0	0	31	0	0	0	0	3	5	7	6	1	0	0	22	0	0	0	0	6	19	16	11	1	0	0	54							
19:15	0	0	0	0	6	9	9	2	0	0	0	0	26	0	0	0	0	3	5	11	2	1	0	0	22	0	0	0	0	9	14	20	4	1	0	0	48							
19:30	0	0	0	0	3	7	11	1	1	0	0	0	23	0	0	1	0	2	4	8	5	2	1	0	23	0	0	1	0	5	11	19	6	3	1	0	46							
19:45	0	1	0	1	3	15	2	1	1	0	0	0	24	0	0	0	1	2	7	7	5	1	1	0	24	0	1	0	2	5	22	9	6	2	1	0	48							
20:00	0	0	0	1	5	7	9	2	0	1	0	0	25	0	0	0	0	1	7	11	2	0	1	0	22	0	0	0	1	6	14	20	4	0	2	0	47							
20:15	0	0	0	0	4	5	5	1	1	0	0	0	16	0	0	0	0	4	8	4	3	1	0	0	20	0	0	0	0	8	13	9	4	2	0	0	36							
20:30	0	0	0	0	3	9	8	4	0	0	0	0	24	0	0	0	0	2	8	2	1	0	0	0	15	0	0	0	0	5	11	16	6	1	0	0	39							
20:45	0	0	0	0	3	8	5	2	0	0	0	0	18	0	0	0	0	0	2	7	2	1	2	0	14	0	0	0	0	3	10	12	4	1	2	0	32							
21:00	0	0	0	0	2	2	5	1	0	0	0	0	10	0	0	0	0	3	3	3	1	0	0	0	10	0	0	0	0	5	5	8	2	0	0	0	20							
21:15	0	0	0	0	3	5	2	4	2	0	0	0	16	0	0	0	0	3	5	10	2	0	0	0	20	0	0	0	0	6	10	12	6	2	0	0	36							
21:30	0	0	0	0	2	6	4	1	0	0	0	0	13	0	0	0	0	3	3	3	3	0	0	0	12	0	0	0	0	5	9	7	4	0	0	0	25							
21:45	0	0	0	0	5	10	3	3	0	0	0	0	21	0	0	0	0	1	1	4	3	1	0	0	10	0	0	0	0	6	11	7	6	1	0	0	31							
22:00	0	0	0	0	0	5	5	1	0	0	0	0	11	0	0	0	0	2	5	1	1	0	0	0	9	0	0	0	0	2	10	6	2	0	0	0	20							
22:15	0	0	1	0	0	7	4	1	0	0	0	0	12	0	0	0	0	0	1	3	1	0	0	0	5	0	0	1	0	0	8	7	1	0	0	0	17							
22:30	0	0	0	0	3	6	3	1	0	0	0	0	13	0	0	0	0	2	0	3	0	0	0	0	5	0	0	0	0	5	6	6	1	0	0	0	18							
22:45	0	0	0	1	0	4	0	0	0	0	0	0	5	0	0	0	0	0	2	4	2	1	0	0	9	0	0	0	1	0	6	4	2	1	0	0	14							
23:00	0	0	0	0	4	4	2	0	0	0	0	0	10	0	0	0	0	2	1	3	1	0	0	0	7	0	0	0	0	6	5	5	1	0	0	0	17							
23:15	0	0	0	0	1	3	2	1	1	0	0	0	8	0	0	0	0	1	2	2	0	0	0	0	5	0	0	0	0	2	5	4	1	1	0	0	13							
23:30	0	0	0	0	1	2	1	0	0	0	0	0	4	0	0	0	0	1	1	1	1	0	0	0	4	0	0	0	0	2	3	2	1	0	0	0	8							
23:45	0	0	0	0	0	1	0	1	1	0	0	0	3	0	0	0	0	1	0	0	0	0	0	0	1	0	0	0	0	1	1</													

VOLUME

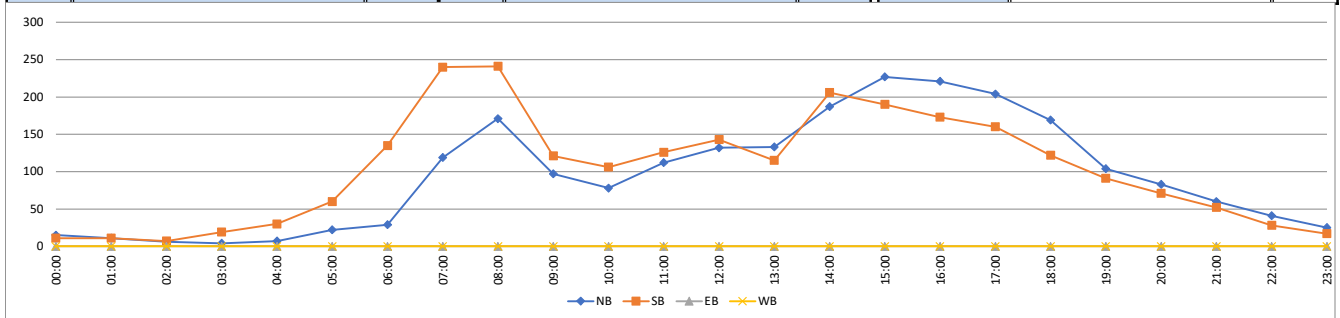
Routier Rd Bet Systems Pkwy & Old Placerville Rd

Day: Tuesday
Date: 2/27/2024

City: Rancho Cordova
Project #: CA24_070037_004

DAILY TOTALS					NB	SB	EB	WB	Total	DAILY TOTALS				
					2,257	2,475	0	0	4,732					

15-Minutes Interval					Hourly Intervals												
TIME	NB	SB	EB	WB	TOTAL	TIME	NB	SB	EB	WB	TOTAL	TIME	NB	SB	EB	WB	TOTAL
0:00	4	6			10	12:00	35	29			64	00:00	15	11			26
0:15	5	0			5	12:15	29	43			72	01:00	11	11			22
0:30	5	1			6	12:30	40	31			71	02:00	6	7			13
0:45	1	4			5	12:45	28	40			68	03:00	4	19			23
1:00	1	3			4	13:00	41	30			71	04:00	7	30			37
1:15	2	4			6	13:15	31	26			57	05:00	22	60			82
1:30	5	0			5	13:30	39	28			67	06:00	29	135			164
1:45	3	4			7	13:45	22	31			53	07:00	119	240			359
2:00	2	2			4	14:00	35	53			88	08:00	171	241			412
2:15	0	1			1	14:15	49	58			107	09:00	97	121			218
2:30	4	2			6	14:30	41	47			88	10:00	78	106			184
2:45	0	2			2	14:45	62	48			110	11:00	112	126			238
3:00	2	1			3	15:00	42	42			84	12:00	132	143			275
3:15	0	6			6	15:15	35	56			91	13:00	133	115			248
3:30	1	6			7	15:30	82	54			136	14:00	187	206			393
3:45	1	6			7	15:45	68	38			106	15:00	227	190			417
4:00	1	1			2	16:00	56	50			106	16:00	221	173			394
4:15	2	11			13	16:15	62	45			107	17:00	204	160			364
4:30	1	10			11	16:30	59	39			98	18:00	169	122			291
4:45	3	8			11	16:45	44	39			83	19:00	104	91			195
5:00	4	7			11	17:00	67	50			117	20:00	83	71			154
5:15	5	20			25	17:15	47	37			84	21:00	60	52			112
5:30	8	9			17	17:30	49	35			84	22:00	41	28			69
5:45	5	24			29	17:45	41	38			79	23:00	25	17			42
6:00	6	19			25	18:00	49	24			73	STATISTICS					
6:15	4	26			30	18:15	45	36			81		NB	SB	EB	WB	TOTAL
6:30	7	47			54	18:30	35	38			73	Peak Period	00:00 to 12:00				
6:45	12	43			55	18:45	40	24			64	Volume	671	1107			1778
7:00	21	36			57	19:00	31	22			53	Peak Hour	7:30	7:30			7:30
7:15	20	45			65	19:15	26	22			48	Peak Volume	177	322			499
7:30	38	68			106	19:30	23	23			46	Peak Hour Factor	0.691	0.782			0.904
7:45	40	91			131	19:45	24	24			48	Peak Period	12:00 to 00:00				
8:00	35	103			138	20:00	25	22			47	Volume	1586	1368			2954
8:15	64	60			124	20:15	16	20			36	Peak Hour	15:30	14:00			15:30
8:30	37	38			75	20:30	24	15			39	Peak Volume	268	206			455
8:45	35	40			75	20:45	18	14			32	Peak Hour Factor	0.817	0.888			0.836
9:00	23	41			64	21:00	10	10			20	Peak Period	07:00 to 09:00				
9:15	24	28			52	21:15	16	20			36	Volume	290	481			771
9:30	24	27			51	21:30	13	12			25	Peak Hour	7:30	7:30			7:30
9:45	26	25			51	21:45	21	10			31	Peak Volume	177	322			499
10:00	26	22			48	22:00	11	9			20	Peak Hour Factor	0.691	0.782			0.904
10:15	16	23			39	22:15	12	5			17	Peak Period	16:00 to 18:00				
10:30	21	34			55	22:30	13	5			18	Volume	425	333			758
10:45	15	27			42	22:45	5	9			14	Peak Hour	16:15	16:00			16:15
11:00	26	30			56	23:00	10	7			17	Peak Volume	232	173			405
11:15	24	33			57	23:15	8	5			13	Peak Hour Factor	0.866	0.865			0.865
11:30	35	34			69	23:30	4	4			8						
11:45	27	29			56	23:45	3	1			4						
TOTALS	671	1107	0	0	1778	TOTALS	1586	1368	0	0	2954						
SPLIT %	38%	62%	0%	0%	38%	SPLIT %	54%	46%	0%	0%	62%						



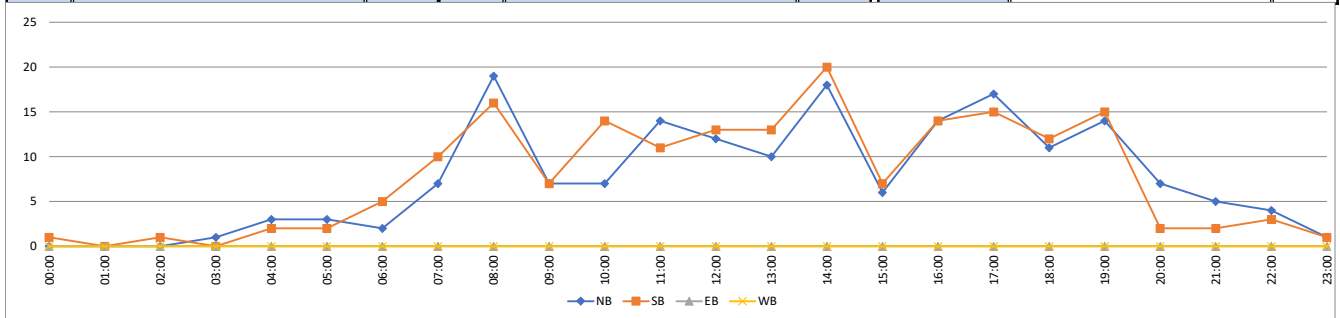
VOLUME

Countryside Way Bet Rockingham Dr & Rockingham Dr

Day: Tuesday
Date: 2/27/2024

City: Rancho Cordova
Project #: CA24_070037_005

DAILY TOTALS					NB	SB	EB	WB	Total	DAILY TOTALS							
					182	186	0	0	368								
15-Minutes Interval											Hourly Intervals						
TIME	NB	SB	EB	WB	TOTAL	TIME	NB	SB	EB	WB	TOTAL	TIME	NB	SB	EB	WB	TOTAL
0:00	0	0			0	12:00	5	3			8	00:00	0	1			1
0:15	0	0			0	12:15	1	3			4	01:00	0	0			0
0:30	0	0			0	12:30	3	3			6	02:00	0	1			1
0:45	0	1			1	12:45	3	4			7	03:00	1	0			1
1:00	0	0			0	13:00	3	2			5	04:00	3	2			5
1:15	0	0			0	13:15	1	4			5	05:00	3	2			5
1:30	0	0			0	13:30	1	3			4	06:00	2	5			7
1:45	0	0			0	13:45	5	4			9	07:00	7	10			17
2:00	0	0			0	14:00	3	7			10	08:00	19	16			35
2:15	0	1			1	14:15	9	2			11	09:00	7	7			14
2:30	0	0			0	14:30	4	7			11	10:00	7	14			21
2:45	0	0			0	14:45	2	4			6	11:00	14	11			25
3:00	0	0			0	15:00	0	2			2	12:00	12	13			25
3:15	0	0			0	15:15	3	1			4	13:00	10	13			23
3:30	1	0			1	15:30	3	3			6	14:00	18	20			38
3:45	0	0			0	15:45	0	1			1	15:00	6	7			13
4:00	0	0			0	16:00	5	4			9	16:00	14	14			28
4:15	3	2			5	16:15	2	4			6	17:00	17	15			32
4:30	0	0			0	16:30	2	3			5	18:00	11	12			23
4:45	0	0			0	16:45	5	3			8	19:00	14	15			29
5:00	1	0			1	17:00	4	4			8	20:00	7	2			9
5:15	0	1			1	17:15	8	4			12	21:00	5	2			7
5:30	0	0			0	17:30	2	5			7	22:00	4	3			7
5:45	2	1			3	17:45	3	2			5	23:00	1	1			2
6:00	0	0			0	18:00	2	5			7	STATISTICS					
6:15	1	1			2	18:15	5	2			7		NB	SB	EB	WB	TOTAL
6:30	0	2			2	18:30	2	3			5	Peak Period	00:00 to 12:00				
6:45	1	2			3	18:45	2	2			4	Volume	63	69			132
7:00	1	1			2	19:00	5	3			8	Peak Hour	8:00 to 8:00				8:00
7:15	1	1			2	19:15	3	6			9	Peak Volume	19	17			35
7:30	3	5			8	19:30	4	2			6	Peak Hour Factor	0.792	0.607			0.729
7:45	2	3			5	19:45	2	4			6	Peak Period	12:00 to 00:00				
8:00	3	7			10	20:00	2	1			3	Volume	119	117			236
8:15	6	2			8	20:15	2	0			2	Peak Hour	13:45 to 13:45				13:45
8:30	4	1			5	20:30	2	0			2	Peak Volume	21	20			41
8:45	6	6			12	20:45	1	1			2	Peak Hour Factor	0.583	0.714			0.932
9:00	2	2			4	21:00	2	1			3	Peak Period	07:00 to 09:00				
9:15	2	4			6	21:15	1	1			2	Volume	26	26			52
9:30	0	1			1	21:30	1	0			1	Peak Hour	8:00 to 7:30				8:00
9:45	3	0			3	21:45	1	0			1	Peak Volume	19	17			35
10:00	2	6			8	22:00	1	2			3	Peak Hour Factor	0.792	0.607			0.729
10:15	2	2			4	22:15	0	0			0	Peak Period	16:00 to 18:00				
10:30	1	2			3	22:30	1	0			1	Volume	31	29			60
10:45	2	4			6	22:45	2	1			3	Peak Hour	16:30 to 16:45				16:45
11:00	7	2			9	23:00	0	1			1	Peak Volume	19	16			35
11:15	3	2			5	23:15	0	0			0	Peak Hour Factor	0.594	0.800			0.729
11:30	1	3			4	23:30	1	0			1						
11:45	3	4			7	23:45	0	0			0						
TOTALS	63	69	0	0	132	TOTALS	119	117	0	0	236						
SPLIT %	48%	52%	0%	0%	36%	SPLIT %	50%	50%	0%	0%	64%						



SPEED

Rockingham Dr Bet Countryside Way & Smithlee Dr

Day: Tuesday
Date: 2/27/2024

City: Rancho Cordova
Project #: CA24_070037_006

Time	EASTBOUND														Total	WESTBOUND														Total	TOTALS														Total
	5	15	20	25	30	35	40	45	50	55	60	65	70	70		5	15	20	25	30	35	40	45	50	55	60	65	70	70		5	15	20	25	30	35	40	45	50	55	60	65	70	70	
	15	20	25	30	35	40	45	50	55	60	65	70	99	15		20	25	30	35	40	45	50	55	60	65	70	99	15	20		25	30	35	40	45	50	55	60	65	70	99				
12:00	0	1	4	2	2	0	0	0	0	0	0	0	0	9	0	1	8	2	0	0	0	0	0	0	0	0	11	0	2	12	4	2	0	0	0	0	0	0	0	0	0	0	0	20	
12:15	0	2	5	2	0	0	0	0	0	0	0	0	0	9	1	1	7	1	0	0	0	0	0	0	0	0	10	1	3	12	3	0	0	0	0	0	0	0	0	0	0	0	0	19	
12:30	0	0	3	4	0	0	0	0	0	0	0	0	0	7	0	2	4	0	1	0	0	0	0	0	0	0	7	0	2	7	4	1	0	0	0	0	0	0	0	0	0	0	0	14	
12:45	1	0	6	4	0	0	0	0	0	0	0	0	0	11	0	3	10	3	0	0	0	0	0	0	0	0	11	1	3	16	7	0	0	0	0	0	0	0	0	0	0	0	0	27	
13:00	0	2	8	5	0	0	0	0	0	0	0	0	0	15	0	1	7	3	0	0	0	0	0	0	0	0	16	0	3	15	8	0	0	0	0	0	0	0	0	0	0	0	0	26	
13:15	0	0	7	2	0	0	0	0	0	0	0	0	0	9	0	2	4	2	0	0	0	0	0	0	0	0	8	0	2	11	4	0	0	0	0	0	0	0	0	0	0	0	0	17	
13:30	0	5	7	7	0	0	0	0	0	0	0	0	0	19	0	4	8	0	0	0	0	0	0	0	0	0	12	0	9	15	7	0	0	0	0	0	0	0	0	0	0	0	0	31	
13:45	0	5	14	4	0	0	0	0	0	0	0	0	0	23	0	1	10	4	0	0	0	0	0	0	0	0	15	0	6	24	8	0	0	0	0	0	0	0	0	0	0	0	0	0	38
14:00	4	7	16	5	0	0	0	0	0	0	0	0	0	32	0	5	8	1	1	0	0	0	0	0	0	0	15	4	12	24	6	1	0	0	0	0	0	0	0	0	0	0	0	0	47
14:15	0	1	23	10	0	0	0	0	0	0	0	0	0	34	0	11	24	4	0	0	0	0	0	0	0	0	39	0	12	47	14	0	0	0	0	0	0	0	0	0	0	0	0	0	73
14:30	0	1	7	4	1	0	0	0	0	0	0	0	0	13	1	4	5	6	0	0	0	0	0	0	0	0	16	1	5	12	10	1	0	0	0	0	0	0	0	0	0	0	0	0	29
14:45	2	2	7	3	0	0	0	0	0	0	0	0	0	14	2	3	10	3	0	0	0	0	0	0	0	0	18	4	5	17	6	0	0	0	0	0	0	0	0	0	0	0	0	0	32
15:00	0	1	7	4	0	1	0	0	0	0	0	0	0	13	0	2	7	7	0	0	0	0	0	0	0	0	16	0	3	14	11	0	1	0	0	0	0	0	0	0	0	0	0	0	29
15:15	0	2	4	3	0	0	0	0	0	0	0	0	0	9	0	6	5	1	1	0	0	0	0	0	0	0	13	0	8	9	4	1	0	0	0	0	0	0	0	0	0	0	0	0	22
15:30	2	0	8	5	1	0	0	0	0	0	0	0	0	16	0	3	12	6	0	0	0	0	0	0	0	0	21	2	3	20	11	1	0	0	0	0	0	0	0	0	0	0	0	0	37
15:45	1	1	12	7	2	0	0	0	0	0	0	0	0	23	0	5	8	7	0	0	0	0	0	0	0	0	20	1	6	20	14	2	0	0	0	0	0	0	0	0	0	0	0	0	43
16:00	0	1	4	4	0	0	0	0	0	0	0	0	0	9	1	7	10	2	0	0	0	0	0	0	0	0	20	1	8	14	6	0	0	0	0	0	0	0	0	0	0	0	0	0	29
16:15	0	2	7	4	0	0	0	0	0	0	0	0	0	13	0	5	7	2	0	0	0	0	0	0	0	0	14	0	7	14	6	0	0	0	0	0	0	0	0	0	0	0	0	0	27
16:30	0	3	8	2	0	0	0	0	0	0	0	0	0	13	1	8	15	2	0	0	0	0	0	0	0	0	26	1	11	23	4	0	0	0	0	0	0	0	0	0	0	0	0	0	39
16:45	2	3	9	3	0	0	0	0	0	0	0	0	0	17	1	4	9	3	0	0	0	0	0	0	0	0	17	3	7	18	6	0	0	0	0	0	0	0	0	0	0	0	0	0	34
17:00	1	4	3	3	0	0	0	0	0	0	0	0	0	11	1	2	12	5	1	0	0	0	0	0	0	0	21	2	6	15	8	1	0	0	0	0	0	0	0	0	0	0	0	0	32
17:15	0	5	6	4	0	0	0	0	0	0	0	0	0	15	1	3	15	2	1	0	0	0	0	0	0	0	22	1	8	21	6	1	0	0	0	0	0	0	0	0	0	0	0	0	37
17:30	0	7	12	2	0	0	0	0	0	0	0	0	0	21	1	1	13	0	1	0	0	0	0	0	0	0	16	1	8	25	2	1	0	0	0	0	0	0	0	0	0	0	0	0	37
17:45	0	0	2	5	2	0	0	0	0	0	0	0	0	9	1	8	6	3	1	0	0	0	0	0	0	0	19	1	8	8	8	3	0	0	0	0	0	0	0	0	0	0	0	0	28
18:00	0	1	5	4	1	1	0	0	0	0	0	0	0	12	0	3	8	2	0	0	0	0	0	0	0	0	13	0	4	13	6	1	1	0	0	0	0	0	0	0	0	0	0	0	25
18:15	0	3	5	0	2	0	0	0	0	0	0	0	0	10	1	5	6	0	0	0	0	0	0	0	0	0	12	1	8	11	0	2	0	0	0	0	0	0	0	0	0	0	0	0	22
18:30	1	0	5	4	2	0	0	0	0	0	0	0	0	12	0	5	3	3	0	0	0	0	0	0	0	0	11	1	5	8	7	2	0	0	0	0	0	0	0	0	0	0	0	0	23
18:45	1	1	5	4	0	0	0	0	0	0	0	0	0	11	0	1	10	4	0	0	0	0	0	0	0	0	15	1	2	15	8	0	0	0	0	0	0	0	0	0	0	0	0	0	26
19:00	0	0	3	2	0	0	0	0	0	0	0	0	0	5	0	1	4	2	0	0	0	0	0	0	0	0	7	0	1	7	4	0	0	0	0	0	0	0	0	0	0	0	0	0	12
19:15	0	2	3	3	0	0	0	0	0	0	0	0	0	8	1	2	5	0	0	0	0	0	0	0	0	0	8	1	4	8	3	0	0	0	0	0	0	0	0	0	0	0	0	0	16
19:30	0	0	3	5	1	0	0	0	0	0	0	0	0	9	1	0	2	1	1	0	0	0	0	0	0	0	5	1	0	5	6	2	0	0	0	0	0	0	0	0	0	0	0	0	14
19:45	0	2	3	4	1	0	0	0	0	0	0	0	0	10	0	4	6	6	1	0	0	0	0	0	0	0	17	0	6	9	10	2	0	0	0	0	0	0	0	0	0	0	0	0	27
20:00	0	1	2	2	0	0	0	0	0	0	0	0	0	5	0	5	8	3	0	0	0	0	0	0	0	0	16	0	6	10	5	0	0	0	0	0	0	0	0	0	0	0	0	0	21
20:15	0	0	3	4	1	0	0	0	0	0	0	0	0	8	1	8	0	1	0	0	0	0	0	0	0	0	10	1	8	3	5	1	0	0	0	0	0	0	0	0	0	0	0	0	18
20:30	1	3	4	0	0	0	0	0	0	0	0	0	0	8	0	1	3	3	1	0	0	0	0	0	0	0	8	1	4	7	3	1	0	0	0	0	0	0	0	0	0	0	0	0	16
20:45	1	1	1	3	1	0	0	0	0	0	0	0	0	7	0	3	1	3	0	0	0	0	0	0	0	0	7	1	4	2	6	1	0	0	0	0	0	0	0	0	0	0	0	0	14
21:00	1	1	2	0	0	0	0	0	0	0	0	0	0	4	0	1	2	1	0	0	0	0	0	0	0	0	4	1	2	4	1	0	0	0	0	0	0	0	0	0	0	0	0	0	8
21:15	2	1	3	5	0	0	0	0	0	0	0	0	0	11	2	3	2	0	0	0	0	0	0	0	0	0	7	4	4	5	5	0	0	0	0	0	0	0	0	0	0	0	0	0	18
21:30	0	1	2	0	0	0	0	0	0	0	0	0	0	3	0	2	3	2	0	0	0	0	0	0	0	0	7	0	3	5	2	0	0	0	0	0	0	0	0	0	0	0	0	0	10
21:45	0	0	4	1	0	0	0	0	0	0	0	0	0	5	0	3	0	0	0	0	0	0	0	0	0	0	3	0	3	4	1	0</													

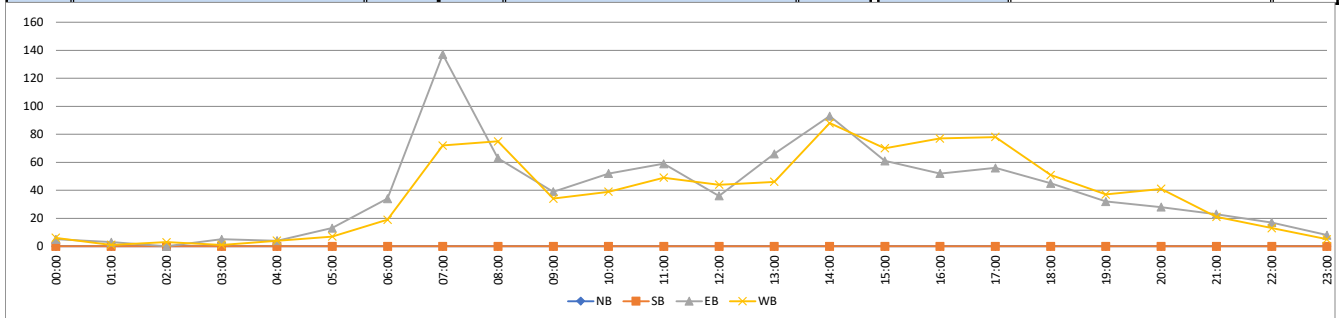
VOLUME

Rockingham Dr Bet Countryside Way & Smithlee Dr

Day: Tuesday
Date: 2/27/2024

City: Rancho Cordova
Project #: CA24_070037_006

DAILY TOTALS						DAILY TOTALS												
						NB	SB	EB	WB	Total								
						0	0	931	881	1,812								
15-Minutes Interval											Hourly Intervals							
TIME	NB	SB	EB	WB	TOTAL	TIME	NB	SB	EB	WB	TOTAL	TIME	NB	SB	EB	WB	TOTAL	
0:00			1	2	3	12:00			9	11	20	00:00	01:00			5	6	11
0:15			2	0	2	12:15			9	10	19	01:00	02:00			3	1	4
0:30			2	1	3	12:30			7	7	14	02:00	03:00			0	3	3
0:45			0	3	3	12:45			11	16	27	03:00	04:00			5	1	6
1:00			0	0	0	13:00			15	11	26	04:00	05:00			4	4	8
1:15			2	1	3	13:15			9	8	17	05:00	06:00			13	7	20
1:30			0	0	0	13:30			19	12	31	06:00	07:00			34	19	53
1:45			1	0	1	13:45			23	15	38	07:00	08:00			137	72	209
2:00			0	2	2	14:00			32	15	47	08:00	09:00			63	75	138
2:15			0	0	0	14:15			34	39	73	09:00	10:00			39	34	73
2:30			0	1	1	14:30			13	16	29	10:00	11:00			52	39	91
2:45			0	0	0	14:45			14	18	32	11:00	12:00			59	49	108
3:00			0	0	0	15:00			13	16	29	12:00	13:00			36	44	80
3:15			1	0	1	15:15			9	13	22	13:00	14:00			66	46	112
3:30			1	1	2	15:30			16	21	37	14:00	15:00			93	88	181
3:45			3	0	3	15:45			23	20	43	15:00	16:00			61	70	131
4:00			0	1	1	16:00			9	20	29	16:00	17:00			52	77	129
4:15			2	0	2	16:15			13	14	27	17:00	18:00			56	78	134
4:30			1	3	4	16:30			13	26	39	18:00	19:00			45	51	96
4:45			1	0	1	16:45			17	17	34	19:00	20:00			32	37	69
5:00			1	2	3	17:00			11	21	32	20:00	21:00			28	41	69
5:15			6	2	8	17:15			15	22	37	21:00	22:00			23	21	44
5:30			2	1	3	17:30			21	16	37	22:00	23:00			17	13	30
5:45			4	2	6	17:45			9	19	28	23:00	00:00			8	5	13
6:00			5	5	10	18:00			12	13	25	STATISTICS						
6:15			6	5	11	18:15			10	12	22		NB	SB	EB	WB	TOTAL	
6:30			15	4	19	18:30			12	11	23	Peak Period	00:00 to 12:00					
6:45			8	5	13	18:45			11	15	26	Volume			414	310	724	
7:00			10	5	15	19:00			5	7	12	Peak Hour			7:15	7:15	7:15	
7:15			21	11	32	19:15			8	8	16	Peak Volume			153	116	269	
7:30			40	19	59	19:30			9	5	14	Peak Hour Factor			0.580	0.592	0.653	
7:45			66	37	103	19:45			10	17	27	Peak Period	12:00 to 00:00					
8:00			26	49	75	20:00			5	16	21	Volume			517	571	1088	
8:15			13	11	24	20:15			8	10	18	Peak Hour			13:30	14:15	13:30	
8:30			12	6	18	20:30			8	8	16	Peak Volume			108	89	189	
8:45			12	9	21	20:45			7	7	14	Peak Hour Factor			0.794	0.571	0.647	
9:00			14	7	21	21:00			4	4	8	Peak Period	07:00 to 09:00					
9:15			5	9	14	21:15			11	7	18	Volume			200	147	347	
9:30			12	8	20	21:30			3	7	10	Peak Hour			7:15	7:15	7:15	
9:45			8	10	18	21:45			5	3	8	Peak Volume			153	116	269	
10:00			9	9	18	22:00			4	4	8	Peak Hour Factor			0.580	0.592	0.653	
10:15			10	7	17	22:15			1	4	5	Peak Period	16:00 to 18:00					
10:30			16	11	27	22:30			10	2	12	Volume			108	155	263	
10:45			17	12	29	22:45			2	3	5	Peak Hour			16:45	16:30	16:30	
11:00			21	9	30	23:00			1	1	2	Peak Volume			64	86	142	
11:15			17	20	37	23:15			1	2	3	Peak Hour Factor			0.762	0.827	0.910	
11:30			7	8	15	23:30			3	2	5							
11:45			14	12	26	23:45			3	0	3							
TOTALS	0	0	414	310	724	TOTALS	0	0	517	571	1088							
SPLIT %	0%	0%	57%	43%	40%	SPLIT %	0%	0%	48%	52%	60%							



SPEED

Rockingham Dr Bet Smithlee Dr/Glenmoor Dr & Countryside Way/Nut Plains Dr

Day: Tuesday
Date: 2/27/2024

City: Rancho Cordova
Project #: CA24_070037_007

Time	EASTBOUND										Total	WESTBOUND										Total	TOTALS										Total								
	5 15	15 20	20 25	25 30	30 35	35 40	40 45	45 50	50 55	55 60		60 65	65 70	70 99	5 15	15 20	20 25	25 30	30 35	35 40	40 45		45 50	50 55	55 60	60 65	65 70	70 99	5 15	15 20	20 25	25 30		30 35	35 40	40 45	45 50	50 55	55 60	60 65	65 70
0:00	0	1	0	0	0	0	0	0	0	0	0	0	1	0	0	2	0	0	0	0	0	0	0	0	0	2	0	1	2	0	0	0	0	0	0	0	0	0	0	0	3
0:15	0	0	1	0	0	0	0	0	0	0	0	0	1	0	0	1	1	0	0	0	0	0	0	0	0	2	0	0	2	1	0	0	0	0	0	0	0	0	0	0	3
0:30	0	0	0	1	1	0	0	0	0	0	0	0	2	0	1	0	0	0	0	0	0	0	0	0	0	1	0	1	0	1	1	0	0	0	0	0	0	0	0	3	
0:45	0	0	0	0	0	0	0	0	0	0	0	0	0	0	1	0	0	1	0	0	0	0	0	0	0	2	0	1	0	0	1	0	0	0	0	0	0	0	0	2	
1:00	0	0	0	0	0	0	0	0	0	0	0	0	0	0	0	0	0	0	0	0	0	0	0	0	0	0	0	0	0	0	0	0	0	0	0	0	0	0	0	0	
1:15	0	0	0	1	0	0	0	0	0	0	0	0	1	0	0	1	1	0	0	0	0	0	0	0	0	2	0	0	1	2	0	0	0	0	0	0	0	0	0	3	
1:30	0	0	0	0	0	0	0	0	0	0	0	0	0	0	0	0	0	0	0	0	0	0	0	0	0	0	0	0	0	0	0	0	0	0	0	0	0	0	0	0	
1:45	0	0	1	0	0	0	0	0	0	0	0	0	1	0	0	0	0	0	0	0	0	0	0	0	0	0	0	0	1	0	0	0	0	0	0	0	0	0	0	1	
2:00	0	0	0	0	0	0	0	0	0	0	0	0	0	0	0	0	2	0	0	0	0	0	0	0	0	2	0	0	0	0	2	0	0	0	0	0	0	0	0	2	
2:15	0	0	1	0	0	0	0	0	0	0	0	0	1	0	0	0	0	0	0	0	0	0	0	0	0	0	0	0	1	0	0	0	0	0	0	0	0	0	1		
2:30	0	0	0	0	0	0	0	0	0	0	0	0	0	0	1	1	0	0	0	0	0	0	0	0	0	2	0	1	1	0	0	0	0	0	0	0	0	0	0	2	
2:45	0	0	0	0	0	0	0	0	0	0	0	0	0	0	0	0	0	0	0	0	0	0	0	0	0	0	0	0	0	0	0	0	0	0	0	0	0	0	0	0	
3:00	0	0	0	0	0	0	0	0	0	0	0	0	0	0	0	0	0	0	0	0	0	0	0	0	0	0	0	0	0	0	0	0	0	0	0	0	0	0	0	0	
3:15	0	0	0	1	0	0	0	0	0	0	0	0	1	0	0	0	0	0	0	0	0	0	0	0	0	0	0	0	0	1	0	0	0	0	0	0	0	0	1		
3:30	0	0	1	1	0	0	0	0	0	0	0	0	2	0	0	1	0	0	0	0	0	0	0	0	0	1	0	0	2	1	0	0	0	0	0	0	0	0	3		
3:45	0	0	2	0	2	0	0	0	0	0	0	0	4	0	1	0	0	0	0	0	0	0	0	0	0	1	0	1	2	0	2	0	0	0	0	0	0	0	5		
4:00	0	0	0	1	0	0	0	0	0	0	0	0	1	0	0	0	0	0	0	0	0	0	0	0	0	0	0	0	0	1	0	0	0	0	0	0	0	0	1		
4:15	0	0	2	2	0	0	0	0	0	0	0	0	4	0	2	0	0	0	0	0	0	0	0	0	2	0	2	2	2	0	0	0	0	0	0	0	0	0	6		
4:30	0	0	1	0	0	0	0	0	0	0	0	0	1	0	0	1	0	0	0	0	0	0	0	0	1	0	0	2	0	0	0	0	0	0	0	0	0	0	2		
4:45	0	1	0	3	0	0	0	0	0	0	0	0	4	0	0	0	0	0	0	0	0	0	0	0	0	0	1	0	3	0	3	0	0	0	0	0	0	0	4		
5:00	0	1	2	0	0	0	0	0	0	0	0	0	3	0	0	1	0	0	0	0	0	0	0	0	1	0	1	3	0	0	0	0	0	0	0	0	0	0	4		
5:15	0	1	3	4	0	0	0	0	0	0	0	0	8	0	0	0	0	1	0	0	0	0	0	0	1	0	1	3	4	1	0	0	0	0	0	0	0	0	9		
5:30	1	2	1	1	0	0	0	0	0	0	0	0	5	0	1	0	0	0	0	0	0	0	0	0	1	1	3	1	1	0	0	0	0	0	0	0	0	0	6		
5:45	0	0	1	2	1	0	0	0	0	0	0	0	4	0	0	2	0	0	0	0	0	0	0	0	2	0	0	3	2	1	0	0	0	0	0	0	0	0	6		
6:00	0	1	2	1	2	0	0	0	0	0	0	0	6	0	0	2	2	0	1	0	0	0	0	0	5	0	1	4	3	2	1	0	0	0	0	0	0	0	11		
6:15	0	0	2	5	1	0	0	0	0	0	0	0	8	0	0	5	3	0	0	0	0	0	0	0	8	0	0	7	8	1	0	0	0	0	0	0	0	0	16		
6:30	1	1	7	6	2	0	0	0	0	0	0	0	17	0	0	4	1	0	0	0	0	0	0	0	5	1	1	11	7	2	0	0	0	0	0	0	0	0	22		
6:45	0	0	3	8	1	0	0	0	0	0	0	0	12	0	0	6	1	0	0	0	0	0	0	0	7	0	0	9	9	1	0	0	0	0	0	0	0	0	19		
7:00	1	1	9	5	0	0	0	0	0	0	0	0	16	0	0	5	3	1	0	0	0	0	0	0	9	1	1	14	8	1	0	0	0	0	0	0	0	0	25		
7:15	1	1	3	6	1	0	0	0	0	0	0	0	12	1	3	8	2	0	0	0	0	0	0	0	14	2	4	11	8	1	0	0	0	0	0	0	0	0	26		
7:30	0	5	16	9	2	0	0	0	0	0	0	0	32	0	2	9	4	3	1	0	0	0	0	0	19	0	7	25	13	5	1	0	0	0	0	0	0	0	51		
7:45	0	2	19	15	2	0	0	0	0	0	0	0	38	0	3	12	12	3	0	0	0	0	0	0	30	0	5	31	27	5	0	0	0	0	0	0	0	0	68		
8:00	0	2	8	12	4	0	0	0	0	0	0	0	26	1	2	8	7	0	0	0	0	0	0	0	18	1	4	16	19	4	0	0	0	0	0	0	0	0	44		
8:15	0	1	7	4	2	0	0	0	0	0	0	0	14	1	1	6	1	0	0	0	0	0	0	9	1	2	13	5	2	0	0	0	0	0	0	0	0	0	23		
8:30	0	3	12	1	1	0	0	0	0	0	0	0	17	1	2	5	4	0	0	0	0	0	0	12	1	5	17	5	1	0	0	0	0	0	0	0	0	0	29		
8:45	2	0	10	5	2	1	0	0	0	0	0	0	20	0	1	8	2	0	0	0	0	0	0	11	2	1	18	7	2	1	0	0	0	0	0	0	0	0	31		
9:00	2	0	9	5	0	0	0	0	0	0	0	0	16	0	2	7	6	0	0	1	0	0	0	16	2	2	16	11	0	0	1	0	0	0	0	0	0	0	32		
9:15	0	0	4	3	2	0	0	0	0	0	0	0	9	1	2	6	2	1	0	0	0	0	0	12	1	2	10	5	3	0	0	0	0	0	0	0	0	0	21		
9:30	0	1	4	4	1	0	0	0	0	0	0	0	10	0	3	3	4	1	0	0	0	0	0	11	0	4	7	8	2	0	0	0	0	0	0	0	0	0	21		
9:45	0	2	9	5	0	0	0	0	0	0	0	0	16	1	1	6	2	2	0	0	0	0	0	12	1	3	15	7	2	0	0	0	0	0	0	0	0	0	28		
10:00	2	1	8	1	0	0	0	0	0	0	0	0	12	1	5	4	2	1	0	0	0	0	0	13	3	6	12	3	1	0	0	0	0	0	0	0	0	0	25		
10:15	0	0	4	3	1	0	0	0	0	0	0	0	8	0	1	6	2	0	0	0	0	0	0	9	0	1	10	5	1	0	0	0	0	0	0	0	0	0	17		
10:30	2	6	8	3	0	0	0	0	0	0	0	0	19	2	2	7	2	0	0	0	0	0	0	13	4	8	15	5	0	0	0	0	0	0	0	0	0	0	32		
10:45	1	0	13	4	2	0	0	0	0	0	0	0	20	0	1	6	8	1	0	0	0	0	0	16	1	1	19	12	3	0	0	0	0	0	0	0	0	0	36		
11:00	0	3	6	7	0	0	0	0	0	0	0	0	16	0	2	6	3	3	0	0	0	0	0	14	0	5	12	10	3	0	0	0	0	0	0	0	0	0	30		
11:15	0	3	12	6	2	0	0	0	0	0	0	0	23	1	1	5	7	2	0	0	0	0	0	16	1	4	17	13													

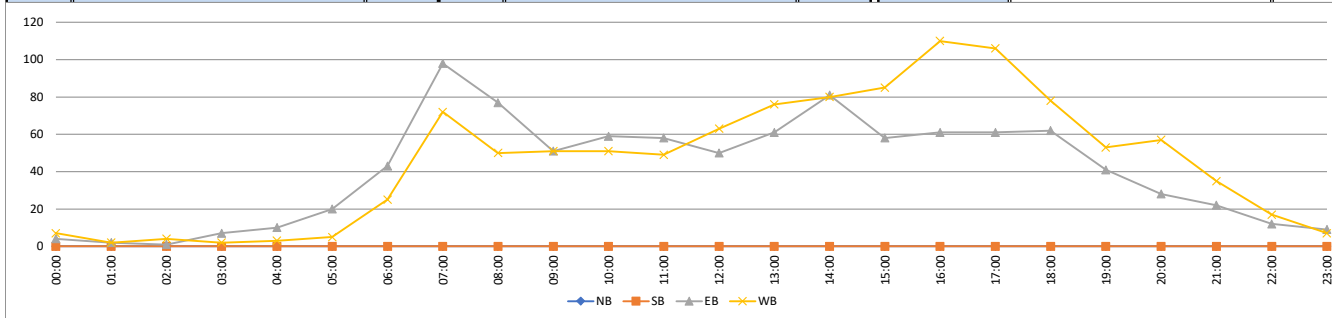
VOLUME

Rockingham Dr Bet Smithlee Dr/Glenmoor Dr & Countryside Way/Nut Plains Dr

Day: Tuesday
Date: 2/27/2024

City: Rancho Cordova
Project #: CA24_070037_007

DAILY TOTALS						NB	SB	EB	WB	Total	DAILY TOTALS							
						0	0	976	1,088	2,064								
15-Minutes Interval												Hourly Intervals						
TIME	NB	SB	EB	WB	TOTAL	TIME	NB	SB	EB	WB	TOTAL	TIME	NB	SB	EB	WB	TOTAL	
0:00			1	2	3	12:00			12	14	26	00:00	01:00			4	7	11
0:15			1	2	3	12:15			13	15	28	01:00	02:00			2	2	4
0:30			2	1	3	12:30			13	16	29	02:00	03:00			1	4	5
0:45			0	2	2	12:45			12	18	30	03:00	04:00			7	2	9
1:00			0	0	0	13:00			19	15	34	04:00	05:00			10	3	13
1:15			1	2	3	13:15			12	18	30	05:00	06:00			20	5	25
1:30			0	0	0	13:30			15	16	31	06:00	07:00			43	25	68
1:45			1	0	1	13:45			15	27	42	07:00	08:00			98	72	170
2:00			0	2	2	14:00			11	23	34	08:00	09:00			77	50	127
2:15			1	0	1	14:15			29	22	51	09:00	10:00			51	51	102
2:30			0	2	2	14:30			22	15	37	10:00	11:00			59	51	110
2:45			0	0	0	14:45			19	20	39	11:00	12:00			58	49	107
3:00			0	0	0	15:00			16	17	33	12:00	13:00			50	63	113
3:15			1	0	1	15:15			13	19	32	13:00	14:00			61	76	137
3:30			2	1	3	15:30			13	23	36	14:00	15:00			81	80	161
3:45			4	1	5	15:45			16	26	42	15:00	16:00			58	85	143
4:00			1	0	1	16:00			17	29	46	16:00	17:00			61	110	171
4:15			4	2	6	16:15			12	17	29	17:00	18:00			61	106	167
4:30			1	1	2	16:30			14	37	51	18:00	19:00			62	78	140
4:45			4	0	4	16:45			18	27	45	19:00	20:00			41	53	94
5:00			3	1	4	17:00			18	29	47	20:00	21:00			28	57	85
5:15			8	1	9	17:15			11	32	43	21:00	22:00			22	35	57
5:30			5	1	6	17:30			19	22	41	22:00	23:00			12	17	29
5:45			4	2	6	17:45			13	23	36	23:00	00:00			9	7	16
6:00			6	5	11	18:00			16	20	36	STATISTICS NB SB EB WB TOTAL Peak Period 00:00 to 12:00 Volume 430 321 751 Peak Hour 7:30 7:15 7:15 Peak Volume 110 81 189 Peak Hour Factor 0.724 0.675 0.695						
6:15			8	8	16	18:15			22	21	43							
6:30			17	5	22	18:30			16	16	32	Peak Period 12:00 to 00:00 Volume 546 767 1313 Peak Hour 14:15 16:30 16:30 Peak Volume 86 125 186 Peak Hour Factor 0.741 0.845 0.912						
6:45			12	7	19	18:45			8	21	29							
7:00			16	9	25	19:00			12	15	27	Peak Period 07:00 to 09:00 Volume 175 122 297 Peak Hour 7:30 7:15 7:15 Peak Volume 110 81 189 Peak Hour Factor 0.724 0.675 0.695						
7:15			12	14	26	19:15			10	12	22							
7:30			32	19	51	19:30			9	7	16	Peak Period 16:00 to 18:00 Volume 122 216 338 Peak Hour 16:45 16:30 16:30 Peak Volume 66 125 186 Peak Hour Factor 0.868 0.845 0.912						
7:45			38	30	68	19:45			10	19	29							
8:00			26	18	44	20:00			6	19	25							
8:15			14	9	23	20:15			8	14	22							
8:30			17	12	29	20:30			12	13	25							
8:45			20	11	31	20:45			2	11	13							
9:00			16	16	32	21:00			3	12	15							
9:15			9	12	21	21:15			12	10	22							
9:30			10	11	21	21:30			3	8	11							
9:45			16	12	28	21:45			4	5	9							
10:00			12	13	25	22:00			3	6	9							
10:15			8	9	17	22:15			1	6	7							
10:30			19	13	32	22:30			7	3	10							
10:45			20	16	36	22:45			1	2	3							
11:00			16	14	30	23:00			0	3	3							
11:15			23	16	39	23:15			3	2	5							
11:30			7	10	17	23:30			4	2	6							
11:45			12	9	21	23:45			2	0	2							
TOTALS	0	0	430	321	751	TOTALS	0	0	546	767	1313							
SPLIT %	0%	0%	57%	43%	36%	SPLIT %	0%	0%	42%	58%	64%							



SPEED

Rockingham Dr Bet Countryside Way/Nut Plains Dr & Old Placerville Rd

Day: Thursday
Date: 3/7/2024

City: Rancho Cordova
Project #: CA24_070037_008

Time	EASTBOUND										Total	WESTBOUND										Total	TOTALS										Total														
	5	15	20	25	30	35	40	45	50	55		60	65	70	70	99	5	15	20	25	30		35	40	45	50	55	60	65	70	70	99		5	15	20	25	30	35	40	45	50	55	60	65	70	99
	15	20	25	30	35	40	45	50	55	60		65	70	99	15	20	25	30	35	40	45		50	55	60	65	70	99	15	20	25	30		35	40	45	50	55	60	65	70	99					
0:00	0	1	1	4	6	1	1	0	0	0	0	0	0	14	0	0	2	14	6	1	0	0	0	0	0	0	0	23	0	1	3	18	12	2	1	0	0	0	0	0	0	0	0	0	37		
1:00	0	0	1	5	0	1	0	0	0	0	0	0	0	7	0	1	4	1	4	2	0	0	0	0	0	0	0	12	0	1	5	6	4	3	0	0	0	0	0	0	0	0	0	0	19		
2:00	0	0	0	3	2	2	0	0	0	0	0	0	0	7	0	0	2	5	2	0	0	0	0	0	0	0	0	9	0	0	2	8	4	2	0	0	0	0	0	0	0	0	0	0	16		
3:00	0	1	1	5	6	2	0	0	0	0	0	0	0	15	0	0	1	1	4	0	0	0	0	0	0	0	0	6	0	1	2	6	10	2	0	0	0	0	0	0	0	0	0	0	21		
4:00	1	0	2	4	13	6	0	0	0	0	0	0	0	26	0	0	2	4	3	1	0	0	0	0	0	0	0	10	1	0	4	8	16	7	0	0	0	0	0	0	0	0	0	0	36		
5:00	0	0	0	14	29	20	0	3	0	0	0	0	0	66	0	0	2	6	4	0	0	0	0	0	0	0	0	12	0	0	2	20	33	20	0	3	0	0	0	0	0	0	0	0	78		
6:00	0	3	3	33	63	22	5	1	0	0	0	0	0	130	0	4	1	13	10	2	2	0	0	0	0	0	0	32	0	7	4	46	73	24	7	1	0	0	0	0	0	0	0	0	162		
7:00	1	2	31	93	107	23	3	0	0	0	0	0	0	260	0	2	14	52	41	6	1	0	0	0	0	0	0	116	1	4	45	145	148	29	4	0	0	0	0	0	0	0	0	0	376		
8:00	4	8	21	81	78	25	2	0	0	0	0	0	0	219	3	3	10	54	56	7	0	0	0	0	0	0	0	133	7	11	31	135	134	32	2	0	0	0	0	0	0	0	0	0	352		
9:00	0	2	16	69	65	12	2	0	0	0	0	0	0	166	1	2	20	35	26	6	0	0	0	0	0	0	0	90	1	4	36	104	91	18	2	0	0	0	0	0	0	0	0	0	256		
10:00	1	1	9	62	50	8	4	0	0	0	0	0	0	135	1	3	21	46	33	8	0	0	0	0	0	0	0	112	2	4	30	108	83	16	4	0	0	0	0	0	0	0	0	0	247		
11:00	1	0	10	44	75	28	4	0	0	0	0	0	0	162	1	1	15	57	42	10	4	0	0	0	0	0	0	130	2	1	25	101	117	38	8	0	0	0	0	0	0	0	0	0	292		
12:00	1	4	13	58	66	21	4	1	0	0	0	0	0	168	3	4	9	42	68	48	2	0	0	0	0	0	0	176	4	8	22	100	134	69	6	1	0	0	0	0	0	0	0	0	344		
13:00	0	3	16	66	67	25	2	0	0	0	0	0	0	179	2	5	9	37	73	26	5	0	0	0	0	0	0	157	2	8	25	103	140	51	7	0	0	0	0	0	0	0	0	0	336		
14:00	2	1	15	52	56	31	2	1	0	0	0	0	0	160	1	3	14	44	74	31	4	0	0	0	0	0	0	171	3	4	29	96	130	62	6	1	0	0	0	0	0	0	0	0	331		
15:00	1	4	12	60	64	22	4	0	0	0	0	0	0	167	0	5	24	76	94	25	4	0	0	0	0	0	0	228	1	9	36	136	158	47	8	0	0	0	0	0	0	0	0	0	395		
16:00	0	0	15	54	64	34	8	1	0	0	0	0	0	176	6	12	29	96	98	17	2	0	0	0	0	0	0	260	6	12	44	150	162	51	10	1	0	0	0	0	0	0	0	0	436		
17:00	0	1	15	61	65	25	2	0	0	0	0	0	0	169	8	22	54	104	91	13	0	0	0	0	0	0	0	292	8	23	69	165	156	38	2	0	0	0	0	0	0	0	0	0	461		
18:00	0	2	7	64	86	25	4	0	0	0	0	0	0	188	12	18	60	83	51	6	1	0	0	0	0	0	0	231	12	20	67	147	137	31	5	0	0	0	0	0	0	0	0	0	419		
19:00	0	1	8	39	61	25	3	0	0	0	0	0	0	137	0	1	25	92	48	11	2	0	0	0	0	0	0	179	0	2	33	131	109	36	5	0	0	0	0	0	0	0	0	0	316		
20:00	0	0	5	17	31	16	3	0	0	0	0	0	0	72	1	6	11	63	43	12	0	0	0	0	0	0	0	136	1	6	16	80	74	28	3	0	0	0	0	0	0	0	0	0	208		
21:00	0	0	3	22	23	14	0	1	0	0	0	0	0	63	0	0	11	55	38	4	1	0	0	0	0	0	0	109	0	0	14	77	61	18	1	1	0	0	0	0	0	0	0	0	172		
22:00	0	0	3	14	17	7	1	0	0	0	0	0	0	42	0	0	12	43	33	5	0	0	0	0	0	0	93	0	0	15	57	50	12	1	0	0	0	0	0	0	0	0	0	135			
23:00	0	0	3	3	8	2	0	0	0	0	0	0	0	16	0	0	5	15	17	2	0	0	0	0	0	0	0	39	0	0	8	18	25	4	0	0	0	0	0	0	0	0	0	0	55		
Totals	12	34	210	927	1,102	397	54	8	0	0	0	0	0	2,744	39	92	357	1,038	959	243	28	0	0	0	0	2,756	51	126	567	1,965	2,051	640	82	8	0	0	0	0	0	0	0	0	5,500				
% of Totals	0%	1%	8%	34%	40%	14%	2%	0%						100%	1%	3%	13%	38%	35%	9%	1%					100%	1%	2%	10%	36%	37%	12%	1%	0%									100%				

STATISTICS	00:00 - 12:00	EASTBOUND																			WESTBOUND																			TOTALS						
		8	18	95	417	494	150	21	4	0	0	0	0	0	0	1207	6	16	94	288	231	43	7	0	0	0	0	0	0	685	14	34	189	705	725	193	28	4	0		0	0	0	0	0	1892
%	0%	1%	3%	15%	18%	5%	1%	0%	0%	0%	0%	0%	0%	0%	44%	0%	1%	3%	10%	8%	2%	0%	0%	0%	0%	0%	0%	25%	1%	1%	7%	26%	26%	7%	1%	0%	0%	0%	0%	0%	0%	0%	69%			
Peak Hour	7:15	8:00	7:30	7:15	7:30	6:15	5:00	0:00	0:00	0:00	0:00	0:00	0:00	7:15	8:30	7:45	9:30	7:15	11:45	11:00	0:00	0:00	0:00	0:00	0:00	0:00	11:45	7:45	7:45	7:15	7:15	7:15	11:45	6:15	5:00	0:00	0:00	0:00	0:00	0:00	0:00	7:15				
Peak Volume	5	8	46	105	109	29	6	3	0	0	0	0	0	299	4	5	31	62	65	42	4	0	0	0	0	0	167	7	12	59	167	158	60	8	3	0	0	0	0	0	0	431				
12:00 - 24:00	4	16	115	510	608	247	33	4	0	0	0	0	0	1537	33	76	263	750	728	200	21	0	0	0	0	0	2071	37	92	378	1260	1336	447	54	4	0	0	0	0	0	3608					
%	0%	1%	4%	19%	22%	9%	1%	0%	0%	0%	0%	0%	0%	56%	1%	3%	10%	27%	27%	7%	1%	0%	0%	0%	0%	75%	1%	3%	14%	46%	49%	16%	2%	0%	0%	0%	0%	0%	0%	131%						
Peak Hour	13:30	12:00	13:30	17:30	18:15	14:30	16:00	12:00	12:00	12:00	12:00	12:00	17:30	18:00	17:15	17:30	16:30	15:30	12:00	13:30	12:00	12:00	12:00	12:00	12:00	17:00	18:00	17:30	17:30	17:30	16:30	12:00	16:00	12:00	12:00	12:00	12:00	12:00	12:00	12:00	12:00	12:00	12:00	12:00	12:00	16:30
Peak Volume	2	4	19	80	90	34	8	1	0	0	0	0	0	194	12	28	64	107	108	48	7	0	0	0	0	292	12	30	72	171	174	69	10	1	0	0	0	0	0	469						
07:00 - 09:00	5	10	52	174	185	48	5	0	0	0	0	0	0	479	3	5	24	106	97	13	1	0	0	0	0	0	249	8	15	76	280	282	61	6	0	0	0	0	0	0	728					
%	0%	0%	2%	6%	7%	2%	0%	0%	0%	0%	0%	0%	0%	17%	0%	0%	1%	4%	4%	0%	0%	0%	0%	0%	0%	9%	0%	1%	3%	10%	10%	2%	0%	0%	0%	0										

SPEED

Rockingham Dr Bet Countryside Way/Nut Plains Dr & Old Placerville Rd

Day: Thursday
Date: 3/7/2024

City: Rancho Cordova
Project #: CA24_070037_008

Time	EASTBOUND										Total	WESTBOUND										Total	TOTALS										Total							
	5 15	15 20	20 25	25 30	30 35	35 40	40 45	45 50	50 55	55 60		60 65	65 70	70 99	5 15	15 20	20 25	25 30	30 35	35 40	40 45		45 50	50 55	55 60	60 65	65 70	70 99	5 15	15 20	20 25	25 30		30 35	35 40	40 45	45 50	50 55	55 60	60 65
0:00	0	1	0	0	3	1	0	0	0	0	0	0	5	0	0	1	7	1	0	0	0	0	0	0	9	0	1	1	7	4	1	0	0	0	0	0	0	0	0	14
0:15	0	0	0	3	0	0	0	0	0	0	0	0	3	0	0	0	3	2	1	0	0	0	0	0	6	0	0	0	6	2	1	0	0	0	0	0	0	0	0	9
0:30	0	0	1	0	2	0	1	0	0	0	0	0	4	0	0	0	3	2	0	0	0	0	0	0	5	0	0	1	3	4	0	1	0	0	0	0	0	0	9	
0:45	0	0	0	1	1	0	0	0	0	0	0	0	2	0	0	1	1	1	0	0	0	0	0	0	3	0	0	1	2	2	0	0	0	0	0	0	0	0	5	
1:00	0	0	0	3	0	1	0	0	0	0	0	0	4	0	0	2	0	0	1	0	0	0	0	0	3	0	0	2	3	0	2	0	0	0	0	0	0	7		
1:15	0	0	1	0	0	0	0	0	0	0	0	0	1	0	0	0	1	0	0	0	0	0	0	0	1	0	0	1	1	0	0	0	0	0	0	0	0	2		
1:30	0	0	0	1	0	0	0	0	0	0	0	0	1	0	0	2	0	0	1	0	0	0	0	0	3	0	0	2	1	0	0	1	0	0	0	0	0	4		
1:45	0	0	0	1	0	0	0	0	0	0	0	0	1	0	1	0	0	4	0	0	0	0	0	0	5	0	1	0	1	4	0	0	0	0	0	0	0	6		
2:00	0	0	0	1	1	0	0	0	0	0	0	0	2	0	0	2	1	2	0	0	0	0	0	0	5	0	0	2	2	3	0	0	0	0	0	0	0	7		
2:15	0	0	0	1	1	0	0	0	0	0	0	0	2	0	0	0	1	0	0	0	0	0	0	1	0	0	0	2	1	0	0	0	0	0	0	0	0	3		
2:30	0	0	0	1	0	0	0	0	0	0	0	0	1	0	0	0	3	0	0	0	0	0	0	0	3	0	0	0	4	0	0	0	0	0	0	0	0	4		
2:45	0	0	0	0	0	2	0	0	0	0	0	0	2	0	0	0	0	0	0	0	0	0	0	0	0	0	0	0	0	0	0	0	0	0	0	0	0	2		
3:00	0	0	0	0	0	0	0	0	0	0	0	0	0	0	0	1	0	3	0	0	0	0	0	0	4	0	0	1	0	3	0	0	0	0	0	0	0	4		
3:15	0	0	0	1	1	0	0	0	0	0	0	0	2	0	0	0	0	1	0	0	0	0	0	0	1	0	0	0	1	2	0	0	0	0	0	0	0	3		
3:30	0	0	1	2	2	1	0	0	0	0	0	0	6	0	0	0	0	0	0	0	0	0	0	0	0	0	0	1	2	2	1	0	0	0	0	0	0	6		
3:45	0	1	0	2	3	1	0	0	0	0	0	0	7	0	0	0	1	0	0	0	0	0	0	0	1	0	1	0	3	3	1	0	0	0	0	0	0	8		
4:00	0	0	1	2	3	0	0	0	0	0	0	0	6	0	0	1	2	1	1	0	0	0	0	0	5	0	0	2	4	4	1	0	0	0	0	0	0	11		
4:15	1	0	0	0	3	1	0	0	0	0	0	0	5	0	0	0	0	0	0	0	0	0	0	0	0	1	0	0	0	3	1	0	0	0	0	0	0	5		
4:30	0	0	1	2	3	1	0	0	0	0	0	0	7	0	0	1	2	1	0	0	0	0	0	0	4	0	0	2	4	4	1	0	0	0	0	0	0	11		
4:45	0	0	0	0	4	4	0	0	0	0	0	0	8	0	0	0	0	1	0	0	0	0	0	0	1	0	0	0	5	4	0	0	0	0	0	0	0	9		
5:00	0	0	0	4	6	6	0	0	0	0	0	0	16	0	0	0	2	0	0	0	0	0	0	0	2	0	0	0	6	6	0	0	0	0	0	0	0	18		
5:15	0	0	0	5	5	2	0	1	0	0	0	0	13	0	0	0	1	1	0	0	0	0	0	0	2	0	0	0	6	6	2	0	1	0	0	0	0	15		
5:30	0	0	0	1	12	6	0	1	0	0	0	0	20	0	0	0	1	2	0	0	0	0	0	0	3	0	0	0	2	14	6	0	1	0	0	0	0	23		
5:45	0	0	0	4	6	6	0	1	0	0	0	0	17	0	0	2	2	1	0	0	0	0	0	0	5	0	0	2	6	7	6	0	1	0	0	0	0	22		
6:00	0	0	2	5	9	1	0	0	0	0	0	0	17	0	2	0	1	1	0	0	0	0	0	0	4	0	2	2	6	10	1	0	0	0	0	0	0	21		
6:15	0	0	0	5	15	5	1	0	0	0	0	0	26	0	0	0	4	2	1	0	0	0	0	0	7	0	0	0	9	17	6	1	0	0	0	0	0	33		
6:30	0	1	1	9	19	10	2	0	0	0	0	0	42	0	0	1	2	2	0	1	0	0	0	0	6	0	1	2	11	21	10	3	0	0	0	0	0	48		
6:45	0	2	0	14	20	6	2	1	0	0	0	0	45	0	2	0	6	5	1	1	0	0	0	0	15	0	4	0	20	25	7	3	1	0	0	0	0	60		
7:00	0	0	0	20	22	6	1	0	0	0	0	0	49	0	0	1	8	7	4	0	0	0	0	0	20	0	0	1	28	29	10	1	0	0	0	0	0	69		
7:15	0	1	2	19	25	4	0	0	0	0	0	0	51	0	0	5	12	9	1	0	0	0	0	0	27	0	1	7	31	34	5	0	0	0	0	0	0	78		
7:30	0	0	7	24	37	10	2	0	0	0	0	0	80	0	0	6	12	8	0	0	0	0	0	0	26	0	0	13	36	45	10	2	0	0	0	0	0	106		
7:45	1	1	22	30	23	3	0	0	0	0	0	0	80	0	2	2	20	17	1	1	0	0	0	0	43	1	3	24	50	40	4	1	0	0	0	0	0	123		
8:00	4	5	14	32	24	9	0	0	0	0	0	0	88	0	1	1	18	15	1	0	0	0	0	0	36	4	6	15	50	39	10	0	0	0	0	0	0	124		
8:15	0	0	3	15	19	7	1	0	0	0	0	0	45	0	0	3	11	10	5	0	0	0	0	0	29	0	0	6	26	29	12	1	0	0	0	0	0	74		
8:30	0	1	3	17	19	4	0	0	0	0	0	0	44	2	2	2	12	15	1	0	0	0	0	0	34	2	3	5	29	34	5	0	0	0	0	0	0	78		
8:45	0	2	1	17	16	5	1	0	0	0	0	0	42	1	0	4	13	16	0	0	0	0	0	0	34	1	2	5	30	32	5	1	0	0	0	0	0	76		
9:00	0	0	4	19	19	7	1	0	0	0	0	0	50	0	0	5	5	2	1	0	0	0	0	0	13	0	0	9	24	21	8	1	0	0	0	0	0	63		
9:15	0	1	5	19	10	3	0	0	0	0	0	0	38	1	2	4	12	8	2	0	0	0	0	0	29	1	3	9	31	18	5	0	0	0	0	0	0	67		
9:30	0	0	4	14	16	1	1	0	0	0	0	0	36	0	0	4	7	8	1	0	0	0	0	0	20	0	0	8	21	24	2	1	0	0	0	0	0	56		
9:45	0	1	3	17	20	1	0	0	0	0	0	0	42	0	0	7	11	8	2	0	0	0	0	0	28	0	1	10	28	28	3	0	0	0	0	0	0	70		
10:00	0	0	4	10	10	3	2	0	0	0	0	0	29	0	2	11	13	7	2	0	0	0	0	0	35	0	2	15	23	17	5	2	0	0	0	0	0	64		
10:15	1	0	2	13	16	3	1	0	0	0	0	0	36	0	1	9	6	8	1	0	0	0	0	0	25	1	1	11	19	24	4	1	0	0	0	0	0	61		
10:30	0	1	3	27	15	1	0	0	0	0	0	0	47	0	0	1	10	11	3	0	0	0	0	0	25	0	1	4	37	26	4	0	0	0	0	0	0	72		
10:45	0	0	0	12	9	1	1	0	0	0	0	0	23	1	0	0	17	7	2	0	0	0	0	0	27	1	0	0	29	16	3	1	0	0	0	0	0	50		
11:00	1	0	1	15	28	7	1	0	0	0	0	0	53	0	0	2	13	13	2	2	0	0	0	0	32	1	0	3	28	41	9	3	0	0	0	0	0	85		
11:15	0	0	5	12	15	9	1	0	0	0	0	0	42	0	0	7	22	10	1	0	0	0	0	0	40	0	0	12	34	25	10	1	0	0	0	0	0	82		
11:30	0	0	2	11	15	8	2	0	0	0	0	0	38	0	0	1	10	10	4	0	0	0																		

SPEED

Rockingham Dr Bet Countryside Way/Nut Plains Dr & Old Placerville Rd

Day: Thursday
Date: 3/7/2024

City: Rancho Cordova
Project #: CA24_070037_008

Time	EASTBOUND										Total	WESTBOUND										Total	TOTALS										Total															
	5	15	20	25	30	35	40	45	50	55		60	65	70	70	99	5	15	20	25	30		35	40	45	50	55	60	65	70	70	99		5	15	20	25	30	35	40	45	50	55	60	65	70	70	99
12:00	1	4	2	14	19	5	1	1	0	0	0	0	0	0	47	0	0	1	5	19	10	0	0	0	0	0	0	0	35	1	4	3	19	38	15	1	1	0	0	0	0	0	0	0	0	82		
12:15	0	0	3	10	9	4	2	0	0	0	0	0	0	0	28	0	0	1	15	22	14	1	0	0	0	0	0	0	53	0	0	4	25	31	18	3	0	0	0	0	0	0	0	0	81			
12:30	0	0	5	16	17	5	1	0	0	0	0	0	0	0	44	0	0	3	13	15	14	0	0	0	0	0	0	0	46	0	0	8	29	32	20	1	0	0	0	0	0	0	0	0	90			
12:45	0	0	3	18	21	7	0	0	0	0	0	0	0	0	49	3	4	4	9	12	9	1	0	0	0	0	0	0	42	3	4	7	27	33	16	1	0	0	0	0	0	0	0	0	91			
13:00	0	0	3	15	16	7	0	0	0	0	0	0	0	0	41	0	3	4	9	26	7	1	0	0	0	0	0	0	50	0	3	7	24	42	14	1	0	0	0	0	0	0	0	0	91			
13:15	0	3	5	26	17	7	1	0	0	0	0	0	0	0	59	1	1	4	14	15	2	0	0	0	0	0	0	0	37	1	4	9	40	32	9	1	0	0	0	0	0	0	0	0	96			
13:30	0	0	4	15	15	3	1	0	0	0	0	0	0	0	38	1	1	1	11	20	12	3	0	0	0	0	0	0	49	1	1	5	26	35	15	4	0	0	0	0	0	0	0	0	0	97		
13:45	0	0	4	10	19	8	0	0	0	0	0	0	0	0	41	0	0	0	3	12	5	1	0	0	0	0	0	0	21	0	0	4	13	31	13	1	0	0	0	0	0	0	0	0	0	62		
14:00	0	0	3	17	15	7	0	0	0	0	0	0	0	0	42	0	0	2	5	7	5	1	0	0	0	0	0	0	20	0	0	5	22	22	12	1	0	0	0	0	0	0	0	0	0	62		
14:15	2	0	8	15	11	5	0	0	0	0	0	0	0	0	41	0	1	2	10	20	4	2	0	0	0	0	0	0	39	2	1	10	25	31	9	2	0	0	0	0	0	0	0	0	0	80		
14:30	0	1	2	11	18	5	2	1	0	0	0	0	0	0	40	1	1	4	14	28	13	0	0	0	0	0	0	0	61	1	2	6	25	46	18	2	1	0	0	0	0	0	0	0	0	101		
14:45	0	0	2	9	12	14	0	0	0	0	0	0	0	0	37	0	1	6	15	19	9	1	0	0	0	0	0	0	51	0	1	8	24	31	23	1	0	0	0	0	0	0	0	0	0	88		
15:00	0	1	0	13	21	6	2	0	0	0	0	0	0	0	43	0	1	2	13	20	8	2	0	0	0	0	0	0	46	0	2	2	26	41	14	4	0	0	0	0	0	0	0	0	0	89		
15:15	0	0	7	20	14	9	0	0	0	0	0	0	0	0	50	0	2	12	21	23	4	1	0	0	0	0	0	0	63	0	2	19	41	37	13	1	0	0	0	0	0	0	0	0	0	113		
15:30	0	1	3	14	14	4	2	0	0	0	0	0	0	0	38	0	2	6	23	24	7	0	0	0	0	0	0	0	62	0	3	9	37	38	11	2	0	0	0	0	0	0	0	0	0	0	100	
15:45	1	2	2	13	15	3	0	0	0	0	0	0	0	0	36	0	0	4	19	27	6	1	0	0	0	0	0	0	57	1	2	6	32	42	9	1	0	0	0	0	0	0	0	0	0	93		
16:00	0	0	4	13	14	7	2	1	0	0	0	0	0	0	41	0	2	4	24	31	5	1	0	0	0	0	0	0	67	0	2	8	37	45	12	3	1	0	0	0	0	0	0	0	0	0	108	
16:15	0	0	2	11	9	6	1	0	0	0	0	0	0	0	29	0	0	8	26	26	5	0	0	0	0	0	0	0	65	0	0	10	37	35	11	1	0	0	0	0	0	0	0	0	0	0	94	
16:30	0	0	5	18	18	9	2	0	0	0	0	0	0	0	52	0	2	4	28	17	5	1	0	0	0	0	0	0	57	0	2	9	46	35	14	3	0	0	0	0	0	0	0	0	0	0	109	
16:45	0	0	4	12	23	12	3	0	0	0	0	0	0	0	54	6	8	13	18	24	2	0	0	0	0	0	0	0	71	6	8	17	30	47	14	3	0	0	0	0	0	0	0	0	0	0	125	
17:00	0	0	1	8	14	7	1	0	0	0	0	0	0	0	31	0	3	16	33	24	7	0	0	0	0	0	0	0	83	0	3	17	41	38	14	1	0	0	0	0	0	0	0	0	0	0	114	
17:15	0	0	7	13	18	5	0	0	0	0	0	0	0	0	43	2	2	6	28	36	4	0	0	0	0	0	0	0	78	2	2	13	41	54	9	0	0	0	0	0	0	0	0	0	0	0	121	
17:30	0	1	6	16	17	5	1	0	0	0	0	0	0	0	46	2	9	14	17	16	1	0	0	0	0	0	0	0	59	2	10	20	33	33	6	1	0	0	0	0	0	0	0	0	0	0	105	
17:45	0	0	1	24	16	8	0	0	0	0	0	0	0	0	49	4	8	18	26	15	1	0	0	0	0	0	0	0	72	4	8	19	50	31	9	0	0	0	0	0	0	0	0	0	0	121		
18:00	0	0	0	22	14	7	1	0	0	0	0	0	0	0	44	0	9	16	24	19	0	0	0	0	0	0	0	0	68	0	9	16	46	33	7	1	0	0	0	0	0	0	0	0	0	0	112	
18:15	0	2	1	18	28	6	0	0	0	0	0	0	0	0	55	0	1	16	24	10	1	1	0	0	0	0	0	0	53	0	3	17	42	38	7	1	0	0	0	0	0	0	0	0	0	0	108	
18:30	0	0	4	10	20	7	3	0	0	0	0	0	0	0	44	0	2	12	21	15	3	0	0	0	0	0	0	0	53	0	2	16	31	35	10	3	0	0	0	0	0	0	0	0	0	0	0	97
18:45	0	0	2	14	24	5	0	0	0	0	0	0	0	0	45	12	6	16	14	7	2	0	0	0	0	0	0	0	57	12	6	18	28	31	7	0	0	0	0	0	0	0	0	0	0	0	102	
19:00	0	1	2	16	18	10	0	0	0	0	0	0	0	0	47	0	1	9	21	8	3	2	0	0	0	0	0	0	44	0	2	11	37	26	13	2	0	0	0	0	0	0	0	0	0	0	91	
19:15	0	0	2	8	16	4	0	0	0	0	0	0	0	0	30	0	0	6	25	16	1	0	0	0	0	0	0	0	48	0	0	8	33	32	5	0	0	0	0	0	0	0	0	0	0	0	78	
19:30	0	0	2	8	16	6	1	0	0	0	0	0	0	0	33	0	0	5	28	12	2	0	0	0	0	0	0	0	47	0	0	7	36	28	8	1	0	0	0	0	0	0	0	0	0	0	80	
19:45	0	0	2	7	11	5	2	0	0	0	0	0	0	0	27	0	0	5	18	12	5	0	0	0	0	0	0	0	40	0	0	7	25	23	10	2	0	0	0	0	0	0	0	0	0	0	67	
20:00	0	0	0	9	10	1	0	0	0	0	0	0	0	0	20	1	2	2	21	12	3	0	0	0	0	0	0	0	41	1	2	2	30	22	4	0	0	0	0	0	0	0	0	0	0	0	61	
20:15	0	0	2	4	7	8	1	0	0	0	0	0	0	0	22	0	0	6	10	15	3	0	0	0	0	0	0	0	34	0	0	8	14	22	11	1	0	0	0	0	0	0	0	0	0	0	56	
20:30	0	0	2	2	7	4	2	0	0	0	0	0	0	0	17	0	1	0	20	7	4	0	0	0	0	0	0	0	32	0	1	2	22	14	8	2	0	0	0	0	0	0	0	0	0	0	0	49
20:45	0	0	1	2	7	3	0	0	0	0	0	0	0	0	13	0	3	3	12	9	2	0	0	0	0	0	0	0	29	0	3	4	14	16	5	0	0	0	0	0	0	0	0	0	0	0	0	42
21:00	0	0	0	1	8	0	0	0	0	0	0	0	0	0	9	0	0	3	14	7	1	0	0	0	0	0	0	0	25	0	0	3	15	15	1	0	0	0	0	0	0	0	0	0	0	0	0	34
21:15	0	0	0	6	4	5	0	1	0	0	0	0	0	0	16	0	0	3	19	13	1	0	0	0	0	0	0	0	36	0	0	3	25	17	6	0	1	0	0	0	0	0	0	0	0	0	0	52
21:30	0	0	2	4	7	6	0	0	0	0	0	0	0	0	19																																	

VOLUME

Rockingham Dr Bet Countryside Way/Nut Plains Dr & Old Placerville Rd

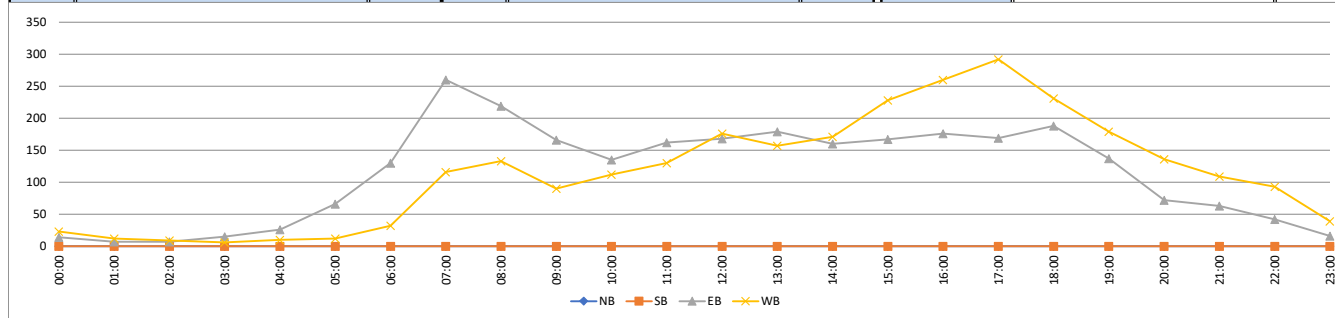
Day: Thursday

Date: 3/7/2024

City: Rancho Cordova

Project #: CA24_070037_008

DAILY TOTALS						NB	SB	EB	WB	Total	DAILY TOTALS							
						0	0	2,744	2,756	5,500								
15-Minutes Interval											Hourly Intervals							
TIME	NB	SB	EB	WB	TOTAL	TIME	NB	SB	EB	WB	TOTAL	TIME	NB	SB	EB	WB	TOTAL	
0:00			5	9	14	12:00			47	35	82	00:00	01:00			14	23	37
0:15			3	6	9	12:15			28	53	81	01:00	02:00			7	12	19
0:30			4	5	9	12:30			44	46	90	02:00	03:00			7	9	16
0:45			2	3	5	12:45			49	42	91	03:00	04:00			15	6	21
1:00			4	3	7	13:00			41	50	91	04:00	05:00			26	10	36
1:15			1	1	2	13:15			59	37	96	05:00	06:00			66	12	78
1:30			1	3	4	13:30			38	49	87	06:00	07:00			130	32	162
1:45			1	5	6	13:45			41	21	62	07:00	08:00			260	116	376
2:00			2	5	7	14:00			42	20	62	08:00	09:00			219	133	352
2:15			2	1	3	14:15			41	39	80	09:00	10:00			166	90	256
2:30			1	3	4	14:30			40	61	101	10:00	11:00			135	112	247
2:45			2	0	2	14:45			37	51	88	11:00	12:00			162	130	292
3:00			0	4	4	15:00			43	46	89	12:00	13:00			168	176	344
3:15			2	1	3	15:15			50	63	113	13:00	14:00			179	157	336
3:30			6	0	6	15:30			38	62	100	14:00	15:00			160	171	331
3:45			7	1	8	15:45			36	57	93	15:00	16:00			167	228	395
4:00			6	5	11	16:00			41	67	108	16:00	17:00			176	260	436
4:15			5	0	5	16:15			29	65	94	17:00	18:00			169	292	461
4:30			7	4	11	16:30			52	57	109	18:00	19:00			188	231	419
4:45			8	1	9	16:45			54	71	125	19:00	20:00			137	179	316
5:00			16	2	18	17:00			31	83	114	20:00	21:00			72	136	208
5:15			13	2	15	17:15			43	78	121	21:00	22:00			63	109	172
5:30			20	3	23	17:30			46	59	105	22:00	23:00			42	93	135
5:45			17	5	22	17:45			49	72	121	23:00	00:00			16	39	55
6:00			17	4	21	18:00			44	68	112	STATISTICS						
6:15			26	7	33	18:15			55	53	108							
6:30			42	6	48	18:30			44	53	97	Peak Period	00:00	to	12:00			
6:45			45	15	60	18:45			45	57	102	Volume			1207	685	1892	
7:00			49	20	69	19:00			47	44	91	Peak Hour			7:15	7:45	7:15	
7:15			51	27	78	19:15			30	48	78	Peak Volume			299	142	431	
7:30			80	26	106	19:30			33	47	80	Peak Hour Factor			0.849	0.826	0.869	
7:45			80	43	123	19:45			27	40	67	Peak Period	12:00	to	00:00			
8:00			88	36	124	20:00			20	41	61	Volume			1537	2071	3608	
8:15			45	29	74	20:15			22	34	56	Peak Hour			17:30	17:00	16:30	
8:30			44	34	78	20:30			17	32	49	Peak Volume			194	292	469	
8:45			42	34	76	20:45			13	29	42	Peak Hour Factor			0.882	0.880	0.938	
9:00			50	13	63	21:00			9	25	34	Peak Period	07:00	to	09:00			
9:15			38	29	67	21:15			16	36	52	Volume			479	249	728	
9:30			36	20	56	21:30			19	21	40	Peak Hour			7:15	7:45	7:15	
9:45			42	28	70	21:45			19	27	46	Peak Volume			299	142	431	
10:00			29	35	64	22:00			14	28	42	Peak Hour Factor			0.849	0.826	0.869	
10:15			36	25	61	22:15			9	12	21	Peak Period	16:00	to	18:00			
10:30			47	25	72	22:30			11	33	44	Volume			345	552	897	
10:45			23	27	50	22:45			8	20	28	Peak Hour			16:30	17:00	16:30	
11:00			53	32	85	23:00			5	12	17	Peak Volume			180	292	469	
11:15			42	40	82	23:15			6	14	20	Peak Hour Factor			0.833	0.880	0.938	
11:30			38	25	63	23:30			3	10	13							
11:45			29	33	62	23:45			2	3	5							
TOTALS	0	0	1207	685	1892	TOTALS	0	0	1537	2071	3608							
SPLIT %	0%	0%	64%	36%	34%	SPLIT %	0%	0%	43%	57%	66%							



SPEED

Rockingham Dr Bet Old Placerville Rd & Mather Field Rd

Day: Tuesday
Date: 2/27/2024

City: Rancho Cordova
Project #: CA24_070037_009

Time	EASTBOUND										Total	WESTBOUND										Total	TOTALS										Total															
	5	15	20	25	30	35	40	45	50	55		60	65	70	70	99	5	15	20	25	30		35	40	45	50	55	60	65	70	70	99		5	15	20	25	30	35	40	45	50	55	60	65	70	70	99
	15	20	25	30	35	40	45	50	55	60		65	70	99	15	20	25	30	35	40	45		50	55	60	65	70	99	15	20	25	30		35	40	45	50	55	60	65	70	99						
0:00	0	1	3	14	35	40	45	50	55	60	65	70	99	39	0	0	1	12	14	11	2	0	0	0	0	0	0	0	40	0	1	4	26	29	16	3	0	0	0	0	0	0	0	0	0	0	79	
1:00	0	0	2	7	9	2	2	0	0	0	0	0	0	22	0	0	0	6	6	7	5	1	0	0	0	0	0	25	0	0	2	13	15	9	7	1	0	0	0	0	0	0	0	0	0	47		
2:00	0	0	1	4	10	0	0	0	0	0	0	0	0	15	0	0	1	6	10	5	1	0	0	0	0	0	24	0	0	2	5	16	10	5	1	0	0	0	0	0	0	0	0	0	0	39		
3:00	0	0	0	6	9	6	4	1	0	0	0	0	0	26	0	0	0	5	14	22	14	3	0	0	0	0	58	0	0	0	11	23	28	18	4	0	0	0	0	0	0	0	0	0	0	84		
4:00	0	0	0	8	16	19	2	0	0	0	0	0	0	45	0	0	0	2	12	22	16	0	0	0	0	52	0	0	0	10	28	41	18	0	0	0	0	0	0	0	0	0	0	0	97			
5:00	0	0	1	23	68	37	9	1	0	0	0	0	0	139	0	0	3	11	59	93	39	5	2	0	0	212	0	0	4	34	127	130	48	6	2	0	0	0	0	0	0	0	0	0	351			
6:00	0	0	13	63	128	56	13	1	0	0	0	0	0	274	0	1	4	27	130	172	87	21	0	0	0	442	0	1	17	90	258	228	100	22	0	0	0	0	0	0	0	0	0	0	716			
7:00	7	9	49	172	239	78	17	3	0	0	0	0	0	574	1	6	20	95	274	242	88	11	0	0	0	737	8	15	69	267	513	320	105	14	0	0	0	0	0	0	0	0	0	0	1311			
8:00	6	16	40	154	195	81	15	1	1	0	0	0	0	509	1	1	8	84	287	265	92	11	5	0	0	754	7	17	48	238	482	346	107	12	6	0	0	0	0	0	0	0	0	1263				
9:00	3	12	64	144	160	59	10	2	0	0	0	0	0	454	1	2	5	41	170	156	52	5	2	0	0	434	4	14	69	185	330	215	62	7	2	0	0	0	0	0	0	0	0	888				
10:00	1	7	59	136	140	49	10	3	0	0	0	0	0	405	2	1	0	46	159	151	44	8	2	0	0	413	3	8	59	182	299	200	54	11	2	0	0	0	0	0	0	0	0	818				
11:00	10	25	85	196	158	56	8	3	0	0	0	0	0	541	2	3	9	60	165	146	46	5	0	0	436	12	28	94	256	323	202	54	8	0	0	0	0	0	0	0	0	0	977					
12:00	6	19	102	188	161	44	9	3	0	0	0	0	0	532	1	3	20	88	223	192	33	4	1	0	0	565	7	22	122	276	384	236	42	7	1	0	0	0	0	0	0	0	0	1097				
13:00	0	14	93	192	165	38	3	2	1	0	0	0	0	508	0	2	20	63	203	183	36	3	0	0	510	0	16	113	255	368	221	39	5	1	0	0	0	0	0	0	0	0	1018					
14:00	19	26	88	236	211	46	7	0	0	0	0	0	0	633	0	7	15	85	195	148	35	7	1	0	0	493	19	33	103	321	406	194	42	7	1	0	0	0	0	0	0	0	0	1126				
15:00	53	33	101	215	208	63	7	2	0	0	0	0	0	682	0	3	14	80	234	197	47	3	0	0	0	578	53	36	115	295	442	260	54	5	0	0	0	0	0	0	0	0	0	1260				
16:00	150	110	131	232	159	43	12	1	1	0	0	0	0	839	1	4	13	86	261	205	65	5	0	0	0	640	151	114	144	318	420	248	77	6	1	0	0	0	0	0	0	0	0	1479				
17:00	66	66	87	226	170	52	9	1	0	0	0	0	0	677	1	1	21	90	251	199	44	7	1	0	0	615	67	67	108	316	421	251	53	8	1	0	0	0	0	0	0	0	0	1292				
18:00	3	14	60	190	166	41	6	2	1	0	0	0	0	483	1	4	13	66	186	176	47	10	1	0	0	504	4	18	73	256	352	217	53	12	2	0	0	0	0	0	0	0	0	987				
19:00	0	5	26	127	138	45	7	0	0	0	0	0	0	348	0	3	6	35	155	105	21	6	3	0	0	334	0	8	32	162	293	150	28	6	3	0	0	0	0	0	0	0	0	682				
20:00	1	2	19	74	106	34	2	1	0	0	0	0	0	239	0	1	6	31	104	85	27	2	0	0	0	256	1	3	25	105	210	119	29	3	0	0	0	0	0	0	0	0	0	495				
21:00	0	0	9	63	72	27	6	0	0	0	0	0	0	177	0	0	5	24	66	57	26	3	1	0	0	182	0	0	14	87	138	84	32	3	1	0	0	0	0	0	0	0	0	359				
22:00	0	0	3	26	45	22	3	0	0	0	0	0	0	99	0	0	4	15	58	35	13	0	1	0	0	126	0	0	7	41	103	57	16	0	1	0	0	0	0	0	0	0	0	225				
23:00	0	0	1	15	29	10	4	0	0	0	0	0	0	59	0	0	0	7	23	26	9	1	1	0	0	67	0	0	1	22	52	36	13	1	1	0	0	0	0	0	0	0	0	126				
Totals	325	359	1,037	2,711	2,777	913	166	27	4	0	0	0	0	8,319	11	42	188	1,060	3,255	2,905	893	122	21	0	8,497	336	401	1,225	3,771	6,032	3,818	1,059	149	25	0	0	0	0	0	0	0	0	16,816					
% of Totals	4%	4%	12%	33%	33%	11%	2%	0%	0%					100%	0%	0%	2%	12%	38%	34%	11%	1%	0%		100%	2%	2%	7%	22%	36%	23%	6%	1%	0%										100%				

STATISTICS	EASTBOUND										Total	WESTBOUND										Total	TOTALS										Total												
	00:00-12:00	12:00-24:00	07:00-09:00	16:00-18:00	Peak Hour	Peak Volume	%	00:00-12:00	12:00-24:00	07:00-09:00		16:00-18:00	Peak Hour	Peak Volume	%	00:00-12:00	12:00-24:00	07:00-09:00	16:00-18:00	Peak Hour	Peak Volume		%	00:00-12:00	12:00-24:00	07:00-09:00	16:00-18:00	Peak Hour	Peak Volume	%	00:00-12:00	12:00-24:00		07:00-09:00	16:00-18:00	Peak Hour	Peak Volume	%	00:00-12:00	12:00-24:00	07:00-09:00	16:00-18:00	Peak Hour	Peak Volume	%
00:00-12:00	27	70	317	927	1147	448	91	15	1	0	0	0	0	3043	7	14	51	390	1296	1297	490	71	11	0	0	3627	34	84	368	1317	2443	1745	581	86	12	0	0	0	0	0	0	0	0	6670	
%	0%	1%	4%	11%	14%	5%	1%	0%	0%	0%	0%	0%	0%	37%	0%	0%	1%	5%	16%	16%	6%	1%	0%	0%	0%	44%	0%	1%	4%	16%	29%	21%	7%	1%	0%	0%	0%	0%	0%	0%	0%	0%	0%	0%	80%
Peak Hour	11:15	11:15	11:45	11:30	7:15	7:30	7:30	7:45	0:00	0:00	0:00	0:00	0:00	7:15	10:30	7:00	7:45	7:30	8:00	6:45	6:00	8:00	5	0	0	7:30	11:15	11:15	11:45	7:30	7:30	7:30	6:15	6:00	8:00	0:00	0:00	0:00	0:00	0:00	0:00	0:00	0:00	0:00	7:30
Peak Volume	14	28	113	210	243	90	22	4	1	0	0	0	0	614	4	6	20	114	317	265	99	21	5	0	0	818	15	31	131	292	556	346	114	22	6	0	0	0	0	0	0	0	0	1421	
12:00-24:00	298	289	720	1784	1630	465	75	12	3	0	0	0	0	5276	4	28	137	670	1959	1608	403	51	10	0	0	4870	302	317	857	2454	3589	2073	478	63	13	0	0	0	0	0	0	0	10146		
%	4%	3%	9%	21%	20%	6%	1%	0%	0%	0%	0%	0%	0%	63%	0%	0%	2%	8%	24%	19%	5%	1%	0%	0%	59%	4%	4%	10%	29%	43%	25%	6%	1%	0%	0%	0%	0%	0%	0%	0%	0%	0%	122%		
Peak Hour	15:45	15:45	16:00	16:15	14:00	15:45	12:00	13:00	12:00	12:00	12:00	12:00	12:00	15:45	17:30	14:00	16:30	16:45	16:30	16:15	17:45	18:30	12:00	12:00	16:30	15:45	15:45	16:15	16:45	15:00	16:30	16:15	17:45	18:15	12:00	12:00	12:00	12:00	12:00	12:00	12:00	12:00	12:00	15:45	
Peak Volume	155	112	131	253	211	63	12	3	1	0	0	0	0	863	2	7	26	101	273	225	68</																								

SPEED

Rockingham Dr Bet Old Placerville Rd & Mather Field Rd

Day: Tuesday
Date: 2/27/2024

City: Rancho Cordova
Project #: CA24_070037_009

Time	EASTBOUND										Total	WESTBOUND										Total	TOTALS										Total									
	5 15	15 20	20 25	25 30	30 35	35 40	40 45	45 50	50 55	55 60		60 65	65 70	70 99	5 15	15 20	20 25	25 30	30 35	35 40	40 45		45 50	50 55	55 60	60 65	65 70	70 99	5 15	15 20	20 25	25 30		30 35	35 40	40 45	45 50	50 55	55 60	60 65	65 70	70 99
0:00	0	1	1	6	4	1	1	0	0	0	0	0	14	0	0	1	5	3	6	0	0	0	0	0	0	15	0	1	2	11	7	7	1	0	0	0	0	0	0	0	0	29
0:15	0	0	1	1	3	0	0	0	0	0	0	0	5	0	0	0	3	2	0	1	0	0	0	0	0	6	0	0	1	4	5	0	1	0	0	0	0	0	0	0	11	
0:30	0	0	1	2	4	3	0	0	0	0	0	0	10	0	0	0	2	5	2	0	0	0	0	0	9	0	0	1	4	9	5	0	0	0	0	0	0	0	0	0	19	
0:45	0	0	0	5	4	1	0	0	0	0	0	0	10	0	0	0	2	4	3	1	0	0	0	0	10	0	0	0	7	8	4	1	0	0	0	0	0	0	0	0	20	
1:00	0	0	1	2	5	1	0	0	0	0	0	0	9	0	0	0	3	2	2	1	0	0	0	0	8	0	0	1	5	7	3	1	0	0	0	0	0	0	0	17		
1:15	0	0	0	3	3	0	0	0	0	0	0	0	6	0	0	0	1	2	4	4	0	0	0	0	11	0	0	0	4	5	4	4	0	0	0	0	0	0	0	0	17	
1:30	0	0	1	0	3	1	1	0	0	0	0	0	4	0	0	0	1	1	1	0	0	0	0	0	3	0	0	1	1	2	2	1	0	0	0	0	0	0	0	7		
1:45	0	0	0	2	0	0	1	0	0	0	0	0	3	0	0	0	1	1	0	0	0	0	0	0	3	0	0	0	3	1	0	1	1	0	0	0	0	0	0	6		
2:00	0	0	1	2	3	0	0	0	0	0	0	0	6	0	0	0	1	1	2	1	0	0	0	0	5	0	0	1	2	4	1	2	1	0	0	0	0	0	0	11		
2:15	0	0	0	1	4	0	0	0	0	0	0	0	5	0	0	1	2	4	1	0	0	0	0	9	0	0	1	2	6	4	1	0	0	0	0	0	0	0	0	14		
2:30	0	0	0	1	2	0	0	0	0	0	0	0	3	0	0	0	1	4	0	0	0	0	0	5	0	0	0	1	3	4	0	0	0	0	0	0	0	0	0	8		
2:45	0	0	0	0	1	0	0	0	0	0	0	0	1	0	0	0	0	2	1	2	0	0	0	5	0	0	0	0	3	1	2	0	0	0	0	0	0	0	0	6		
3:00	0	0	0	2	0	0	0	0	0	0	0	0	2	0	0	0	1	4	3	1	1	0	0	0	10	0	0	0	3	4	3	1	1	0	0	0	0	0	0	0	12	
3:15	0	0	0	2	3	1	1	0	0	0	0	0	7	0	0	0	3	0	7	2	0	0	0	12	0	0	0	5	3	8	3	0	0	0	0	0	0	0	0	19		
3:30	0	0	0	1	0	2	2	1	0	0	0	0	6	0	0	0	1	6	4	1	1	0	0	0	13	0	0	0	2	6	6	3	2	0	0	0	0	0	0	19		
3:45	0	0	0	1	6	3	1	0	0	0	0	0	11	0	0	0	0	4	8	10	1	0	0	0	23	0	0	0	1	10	11	1	1	0	0	0	0	0	0	34		
4:00	0	0	0	1	3	0	0	0	0	0	0	0	4	0	0	0	0	3	5	2	0	0	0	0	10	0	0	0	1	6	5	2	2	0	0	0	0	0	0	14		
4:15	0	0	0	3	3	11	1	0	0	0	0	0	18	0	0	0	0	1	4	2	0	0	0	7	0	0	0	3	4	15	3	0	0	0	0	0	0	0	25			
4:30	0	0	0	2	3	2	0	0	0	0	0	0	7	0	0	0	0	4	4	5	0	0	0	0	13	0	0	0	2	7	6	5	0	0	0	0	0	0	0	20		
4:45	0	0	0	2	7	6	1	0	0	0	0	0	16	0	0	0	2	4	9	7	0	0	0	22	0	0	0	4	11	15	8	0	0	0	0	0	0	0	0	38		
5:00	0	0	0	2	10	6	1	0	0	0	0	0	19	0	0	0	2	5	10	5	0	0	0	22	0	0	0	4	15	16	6	0	0	0	0	0	0	0	0	41		
5:15	0	0	0	6	13	5	4	1	0	0	0	0	29	0	0	1	3	14	18	3	1	0	0	40	0	0	1	9	27	23	7	2	0	0	0	0	0	0	69			
5:30	0	0	0	8	18	9	1	0	0	0	0	0	36	0	0	1	1	15	26	15	0	0	0	58	0	0	1	9	33	35	16	0	0	0	0	0	0	0	94			
5:45	0	0	1	7	27	17	3	0	0	0	0	0	55	0	0	1	5	25	39	16	4	2	0	92	0	0	2	12	52	56	19	4	2	0	0	0	0	0	147			
6:00	0	0	1	7	27	6	1	0	0	0	0	0	42	0	0	1	4	20	31	20	7	0	0	83	0	0	2	11	47	37	21	7	0	0	0	0	0	0	125			
6:15	0	0	0	14	25	11	6	0	0	0	0	0	56	0	0	0	4	33	43	22	7	0	0	109	0	0	0	18	58	54	28	7	0	0	0	0	0	0	165			
6:30	0	0	8	24	36	22	3	0	0	0	0	0	93	0	0	1	7	41	32	15	2	0	0	98	0	0	9	31	77	54	18	2	0	0	0	0	0	0	191			
6:45	0	0	4	18	40	17	3	1	0	0	0	0	83	0	1	2	12	36	66	30	5	0	0	152	0	1	6	30	76	83	33	6	0	0	0	0	0	0	235			
7:00	0	0	3	31	48	18	4	0	0	0	0	0	104	0	0	2	16	40	59	31	4	0	0	152	0	0	5	47	88	77	35	4	0	0	0	0	0	0	256			
7:15	7	6	14	43	52	18	2	0	0	0	0	0	142	0	0	2	11	71	60	17	2	0	0	163	7	6	16	54	123	78	19	2	0	0	0	0	0	305				
7:30	0	1	18	51	64	22	6	2	0	0	0	0	164	0	0	6	19	69	72	21	5	0	0	192	0	1	24	70	133	94	27	7	0	0	0	0	0	356				
7:45	0	2	14	47	75	20	5	1	0	0	0	0	164	1	6	10	49	94	51	19	0	0	0	230	1	8	24	96	169	71	24	1	0	0	0	0	0	394				
8:00	2	7	9	46	52	22	6	0	0	0	0	0	144	1	0	1	23	71	78	30	3	2	0	209	3	7	10	69	123	100	36	3	2	0	0	0	0	353				
8:15	1	3	13	35	48	26	5	0	0	0	0	0	131	0	0	2	22	83	55	22	2	1	0	187	1	3	15	57	131	81	27	2	1	0	0	0	0	318				
8:30	0	2	12	50	38	12	1	1	0	0	0	0	117	0	0	5	20	52	73	25	4	1	0	180	0	2	17	70	90	85	26	5	2	0	0	0	0	297				
8:45	3	4	6	23	57	21	3	0	0	0	0	0	117	0	1	0	19	81	59	15	2	1	0	178	3	5	6	42	138	80	18	2	1	0	0	0	0	295				
9:00	0	3	21	34	40	14	4	0	0	0	0	0	116	0	0	1	12	43	45	19	4	2	0	126	0	3	22	46	83	59	23	4	2	0	0	0	0	242				
9:15	3	8	20	35	46	13	2	1	0	0	0	0	128	1	1	0	4	39	44	10	1	0	0	100	4	9	20	39	85	57	12	2	0	0	0	0	0	228				
9:30	0	1	14	34	43	16	2	0	0	0	0	0	110	0	0	2	10	41	30	15	0	0	0	98	0	1	16	44	84	46	17	0	0	0	0	0	0	208				
9:45	0	0	9	41	31	16	2	1	0	0	0	0	100	0	1	2	15	47	37	8	0	0	0	110	0	1	11	56	78	53	10	1	0	0	0	0	0	210				
10:00	0	1	9	29	39	18	1	0	0	0	0	0	97	0	1	0	13	40	24	15	1	0	0	94	0	2	9	42	79	42	16	1	0	0	0	0	0	191				
10:15	0	2	12	30	36	9	5	1	0	0	0	0	95	0	0	0	11	39	40	8	2	0	0	100	0	2	12	41	75	49	13	3	0	0	0	0	0	195				
10:30	0	2	20	33	27	11	2	1	0	0	0	0	96	1	0	0	9	38	39	14	3	1	0	105	1	2	20	42	65	50	16	4	1	0	0	0	0	201				
10:45	1	2	18	44	38	11	2	1	0	0	0	0	117	1	0	0	13	42	48	7	2	1	0	114	2	2	18	57	80	59	9	3	1	0	0	0	0	231				
11:00	0	4	17	51	42	15	3	0	0	0	0	0	132	1	0	2																										

SPEED

Rockingham Dr Bet Old Placerville Rd & Mather Field Rd

Day: Tuesday
Date: 2/27/2024

City: Rancho Cordova
Project #: CA24_070037_009

Time	EASTBOUND										Total	WESTBOUND										Total	TOTALS										Total												
	5	15	20	25	30	35	40	45	50	55		60	65	70	70	99	5	15	20	25	30		35	40	45	50	55	60	65	70	70	99		5	15	20	25	30	35	40	45	50	55	60	65
12:00	4	7	30	59	40	15	1	0	0	0	0	0	0	0	156	0	0	7	16	46	43	7	2	0	0	0	0	0	121	4	7	37	75	86	58	8	2	0	0	0	0	0	0	277	
12:15	1	5	35	47	40	10	3	2	0	0	0	0	0	0	143	0	2	3	23	56	53	9	0	0	0	0	0	0	146	1	7	38	70	96	63	12	2	0	0	0	0	0	0	289	
12:30	1	7	26	40	29	6	2	0	0	0	0	0	0	0	111	0	0	5	23	52	43	8	1	1	0	0	0	0	133	1	7	31	63	81	49	10	1	1	0	0	0	0	0	244	
12:45	0	0	11	42	52	13	3	1	0	0	0	0	0	0	122	1	1	5	26	69	53	9	1	0	0	0	0	0	165	1	1	16	68	121	66	12	2	0	0	0	0	0	0	287	
13:00	0	3	33	48	45	7	0	0	0	0	0	0	0	0	136	0	0	7	8	56	45	6	1	0	0	0	0	0	123	0	3	40	56	101	52	6	1	0	0	0	0	0	0	259	
13:15	0	4	22	51	39	9	0	0	0	0	0	0	0	0	125	0	0	4	17	46	45	10	0	0	0	0	0	0	122	0	4	26	68	85	54	10	0	0	0	0	0	0	0	247	
13:30	0	2	16	53	45	13	1	2	0	0	0	0	0	0	132	0	1	5	17	54	49	13	0	0	0	0	0	0	139	0	3	21	70	99	62	14	2	0	0	0	0	0	0	271	
13:45	0	5	22	40	36	9	2	0	1	0	0	0	0	0	115	0	1	4	21	47	44	7	2	0	0	0	0	0	126	0	6	26	61	83	53	9	2	1	0	0	0	0	0	241	
14:00	2	3	16	52	47	16	3	0	0	0	0	0	0	0	139	0	3	10	16	43	36	10	2	1	0	0	0	0	121	2	6	26	68	90	52	13	2	1	0	0	0	0	0	260	
14:15	4	4	27	56	62	10	2	0	0	0	0	0	0	0	165	0	1	3	20	47	27	9	1	0	0	0	0	0	108	4	5	30	76	109	37	11	1	0	0	0	0	0	0	273	
14:30	7	4	27	81	56	7	2	0	0	0	0	0	0	0	184	0	0	1	27	52	41	5	2	0	0	0	0	0	128	7	4	28	108	108	48	7	2	0	0	0	0	0	0	0	312
14:45	6	15	18	47	46	13	0	0	0	0	0	0	0	0	145	0	3	1	22	53	44	11	2	0	0	0	0	0	136	6	18	19	69	99	57	11	2	0	0	0	0	0	0	281	
15:00	23	8	20	47	43	13	2	1	0	0	0	0	0	0	157	0	0	2	13	54	39	10	2	0	0	0	0	0	120	23	8	22	60	97	52	12	3	0	0	0	0	0	0	277	
15:15	7	10	33	38	54	14	2	0	0	0	0	0	0	0	158	0	3	4	31	54	47	10	1	0	0	0	0	0	150	7	13	37	69	108	61	12	1	0	0	0	0	0	0	0	308
15:30	7	3	24	57	55	18	1	0	0	0	0	0	0	0	165	0	0	3	19	61	56	13	0	0	0	0	0	0	152	7	3	27	76	116	74	14	0	0	0	0	0	0	0	0	317
15:45	16	12	24	73	56	18	2	1	0	0	0	0	0	0	202	0	0	5	17	65	55	14	0	0	0	0	0	0	156	16	12	29	90	121	73	16	1	0	0	0	0	0	0	0	358
16:00	63	45	34	55	28	12	4	1	1	0	0	0	0	0	243	1	1	2	25	66	43	11	1	0	0	0	0	0	150	64	46	36	80	94	55	15	2	1	0	0	0	0	0	0	393
16:15	18	15	29	63	47	13	2	0	0	0	0	0	0	0	187	0	0	2	22	59	46	21	0	0	0	0	0	0	150	18	15	31	85	106	59	23	0	0	0	0	0	0	0	0	337
16:30	58	40	38	47	38	6	4	0	0	0	0	0	0	0	231	0	1	1	18	69	58	14	4	0	0	0	0	0	165	58	41	39	65	107	64	18	4	0	0	0	0	0	0	0	396
16:45	11	10	30	67	46	12	2	0	0	0	0	0	0	0	178	0	2	8	21	67	58	19	0	0	0	0	0	0	175	11	12	38	88	113	70	21	0	0	0	0	0	0	0	0	353
17:00	33	39	32	76	35	6	4	1	0	0	0	0	0	0	226	0	0	11	31	53	54	14	1	0	0	0	0	0	164	33	39	43	107	88	60	18	2	0	0	0	0	0	0	0	390
17:15	15	9	21	47	46	17	2	0	0	0	0	0	0	0	157	0	0	6	28	84	55	10	0	0	0	0	0	0	183	15	9	27	75	130	72	12	0	0	0	0	0	0	0	0	340
17:30	13	10	21	55	41	16	1	0	0	0	0	0	0	0	157	0	0	0	21	64	46	11	0	0	0	0	0	0	142	13	10	21	76	105	62	12	0	0	0	0	0	0	0	0	299
17:45	5	8	13	48	48	13	2	0	0	0	0	0	0	0	137	1	1	4	10	50	44	9	6	1	0	0	0	0	126	6	9	17	58	98	57	11	6	1	0	0	0	0	0	0	263
18:00	3	6	17	50	43	13	2	1	0	0	0	0	0	0	135	0	1	3	19	62	39	8	3	0	0	0	0	0	135	3	7	20	69	105	52	10	4	0	0	0	0	0	0	0	270
18:15	0	2	18	50	56	12	2	0	1	0	0	0	0	0	141	1	1	4	20	44	45	9	3	0	0	0	0	0	127	1	3	22	70	100	57	11	3	1	0	0	0	0	0	0	268
18:30	0	2	18	56	29	3	0	1	0	0	0	0	0	0	109	0	0	1	10	40	48	17	2	0	0	0	0	0	118	0	2	19	66	69	51	17	3	0	0	0	0	0	0	0	227
18:45	0	4	7	34	38	13	2	0	0	0	0	0	0	0	98	0	2	5	17	40	44	13	2	1	0	0	0	0	124	0	6	12	51	78	57	15	2	1	0	0	0	0	0	0	224
19:00	0	4	12	49	33	12	2	0	0	0	0	0	0	0	112	0	1	3	19	45	36	5	2	1	0	0	0	0	112	0	5	15	68	78	48	7	2	1	0	0	0	0	0	0	224
19:15	0	0	6	37	41	14	3	0	0	0	0	0	0	0	101	0	0	1	5	29	29	6	3	1	0	0	0	0	74	0	0	7	42	70	43	9	3	1	0	0	0	0	0	0	175
19:30	0	0	2	21	40	14	0	0	0	0	0	0	0	0	77	0	0	0	3	40	17	5	0	0	0	0	0	0	65	0	0	2	24	80	31	5	0	0	0	0	0	0	0	0	142
19:45	0	1	6	20	24	5	2	0	0	0	0	0	0	0	58	0	2	2	8	41	23	5	1	1	0	0	0	0	83	0	3	8	28	65	28	7	1	1	0	0	0	0	0	0	141
20:00	0	2	7	26	34	8	0	0	0	0	0	0	0	0	77	0	1	4	5	30	24	8	0	0	0	0	0	0	72	0	3	11	31	64	32	8	0	0	0	0	0	0	0	0	149
20:15	1	0	6	22	17	11	2	0	0	0	0	0	0	0	59	0	0	0	8	31	24	4	0	0	0	0	0	0	67	1	0	6	30	48	35	6	0	0	0	0	0	0	0	0	126
20:30	0	0	2	10	23	9	0	1	0	0	0	0	0	0	45	0	0	0	10	20	21	7	2	0	0	0	0	0	60	0	0	2	20	43	30	7	3	0	0	0	0	0	0	0	105
20:45	0	0	4	16	32	6	0	0	0	0	0	0	0	0	58	0	0	2	8	23	16	8	0	0	0	0	0	0	57	0	0	6	24	55	22	8	0	0	0	0	0	0	0	0	115
21:00	0	0	4	28	24	7	2	0	0	0	0	0	0	0	65	0	0	2	6	20	11	7	0	1	0	0	0	0	47	0	0	6	34	44	18	9	0	1	0	0	0	0	0	0	112
21:15	0	0	3	11	26	5	1	0	0	0	0	0	0	0	46	0	0	0	9	18	20	4	1	0	0	0	0	0	52	0	0	3	20	44	25	5	1	0	0	0	0	0	0	0	98
21:30	0	0	2	12	17	8	3	0	0	0	0	0	0	0	42	0	0	0	0	19	17	5	1	0	0	0	0	0	42	0	0	2	12	36	25	8									

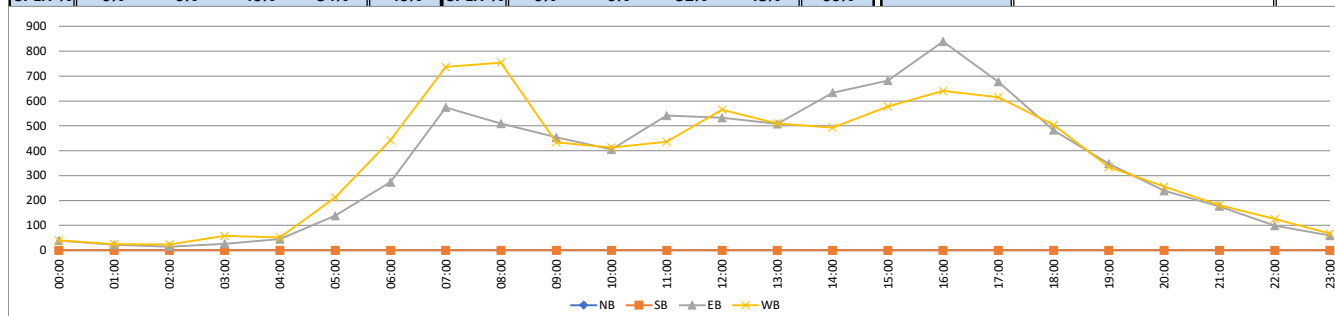
VOLUME

Rockingham Dr Bet Old Placerville Rd & Mather Field Rd

Day: Tuesday
Date: 2/27/2024

City: Rancho Cordova
Project #: CA24_070037_009

DAILY TOTALS						NB					SB					EB					WB					Total				
						0					0					8,319					8,497					16,816				
DAILY TOTALS																														
15-Minutes Interval											Hourly Intervals																			
TIME	NB	SB	EB	WB	TOTAL	TIME	NB	SB	EB	WB	TOTAL	TIME	NB	SB	EB	WB	TOTAL													
0:00			14	15	29	12:00			156	121	277	00:00	01:00			39	40	79												
0:15			5	6	11	12:15			143	146	289	01:00	02:00			22	25	47												
0:30			10	9	19	12:30			111	133	244	02:00	03:00			15	24	39												
0:45			10	10	20	12:45			122	165	287	03:00	04:00			26	58	84												
1:00			9	8	17	13:00			136	123	259	04:00	05:00			45	52	97												
1:15			6	11	17	13:15			125	122	247	05:00	06:00			139	212	351												
1:30			4	3	7	13:30			132	139	271	06:00	07:00			274	442	716												
1:45			3	3	6	13:45			115	126	241	07:00	08:00			574	737	1311												
2:00			6	5	11	14:00			139	121	260	08:00	09:00			509	754	1263												
2:15			5	9	14	14:15			165	108	273	09:00	10:00			454	434	888												
2:30			3	5	8	14:30			184	128	312	10:00	11:00			405	413	818												
2:45			1	5	6	14:45			145	136	281	11:00	12:00			541	436	977												
3:00			2	10	12	15:00			157	120	277	12:00	13:00			532	565	1097												
3:15			7	12	19	15:15			158	150	308	13:00	14:00			508	510	1018												
3:30			6	13	19	15:30			165	152	317	14:00	15:00			633	493	1126												
3:45			11	23	34	15:45			202	156	358	15:00	16:00			682	578	1260												
4:00			4	10	14	16:00			243	150	393	16:00	17:00			839	640	1479												
4:15			18	7	25	16:15			187	150	337	17:00	18:00			677	615	1292												
4:30			7	13	20	16:30			231	165	396	18:00	19:00			483	504	987												
4:45			16	22	38	16:45			178	175	353	19:00	20:00			348	334	682												
5:00			19	22	41	17:00			226	164	390	20:00	21:00			239	256	495												
5:15			29	40	69	17:15			157	183	340	21:00	22:00			177	182	359												
5:30			36	58	94	17:30			157	142	299	22:00	23:00			99	126	225												
5:45			55	92	147	17:45			137	126	263	23:00	00:00			59	67	126												
6:00			42	83	125	18:00			135	135	270	STATISTICS																		
6:15			56	109	165	18:15			141	127	268							NB SB EB WB TOTAL												
6:30			93	98	191	18:30			109	118	227	Peak Period	00:00 to 12:00																	
6:45			83	152	235	18:45			98	124	222	Volume			3043	3627	6670													
7:00			104	152	256	19:00			112	112	224	Peak Hour	7:15 to 7:30																	
7:15			142	163	305	19:15			101	74	175	Peak Volume			614	818	1421													
7:30			164	192	356	19:30			77	65	142	Peak Hour Factor			0.936	0.889	0.902													
7:45			164	230	394	19:45			58	83	141	Peak Period	12:00 to 00:00																	
8:00			144	209	353	20:00			77	72	149	Volume			5276	4870	10146													
8:15			131	187	318	20:15			59	67	126	Peak Hour	15:45 to 16:30		15:45															
8:30			117	180	297	20:30			45	60	105	Peak Volume			863	687	1484													
8:45			117	178	295	20:45			58	57	115	Peak Hour Factor			0.888	0.939	0.937													
9:00			116	126	242	21:00			65	47	112	Peak Period	07:00 to 09:00																	
9:15			128	100	228	21:15			46	52	98	Volume			1083	1491	2574													
9:30			110	98	208	21:30			42	42	84	Peak Hour	7:15 to 7:30		7:30															
9:45			100	110	210	21:45			24	41	65	Peak Volume			614	818	1421													
10:00			97	94	191	22:00			25	42	67	Peak Hour Factor			0.936	0.889	0.902													
10:15			95	100	195	22:15			23	38	61	Peak Period	16:00 to 18:00																	
10:30			96	105	201	22:30			27	23	50	Volume			1516	1255	2771													
10:45			117	114	231	22:45			24	23	47	Peak Hour	16:00 to 16:30		16:00															
11:00			132	85	217	23:00			19	25	44	Peak Volume			839	687	1479													
11:15			138	114	252	23:15			17	24	41	Peak Hour Factor			0.863	0.939	0.934													
11:30			134	122	256	23:30			14	13	27																			
11:45			137	115	252	23:45			9	5	14																			
TOTALS	0	0	3043	3627	6670	TOTALS	0	0	5276	4870	10146																			
SPLIT %	0%	0%	46%	54%	40%	SPLIT %	0%	0%	52%	48%	60%																			



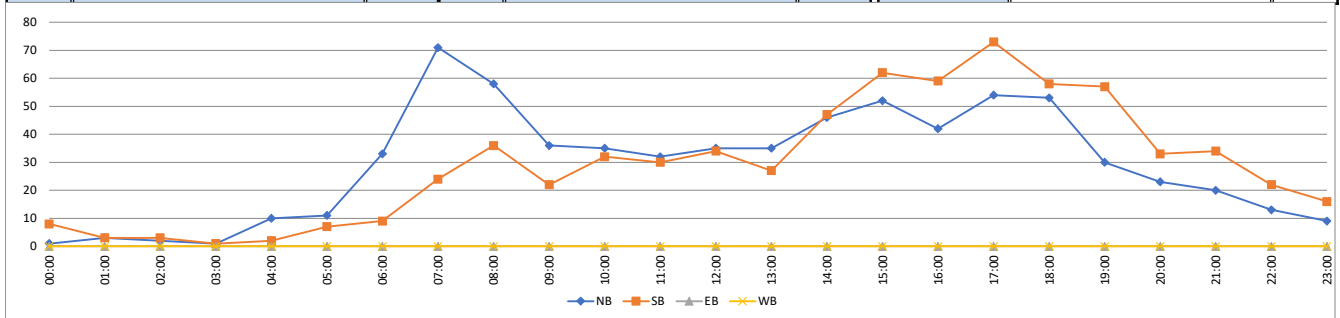
VOLUME

Nut Plains Dr Bet Rockingham Dr & Ellenwood Ave

Day: Tuesday
Date: 2/27/2024

City: Rancho Cordova
Project #: CA24_070037_010

DAILY TOTALS					NB	SB	EB	WB	Total	DAILY TOTALS																																																																																																																																											
					705	699	0	0	1,404																																																																																																																																												
15-Minutes Interval										Hourly Intervals																																																																																																																																											
TIME	NB	SB	EB	WB	TOTAL	TIME	NB	SB	EB	WB	TOTAL	TIME	NB	SB	EB	WB	TOTAL																																																																																																																																				
0:00	0	3			3	12:00	8	6			14	00:00	01:00	1	8		9																																																																																																																																				
0:15	1	2			3	12:15	8	11			19	01:00	02:00	3	3		6																																																																																																																																				
0:30	0	2			2	12:30	6	8			14	02:00	03:00	2	3		5																																																																																																																																				
0:45	0	1			1	12:45	13	9			22	03:00	04:00	1	1		2																																																																																																																																				
1:00	1	2			3	13:00	11	9			20	04:00	05:00	10	2		12																																																																																																																																				
1:15	2	0			2	13:15	9	5			14	05:00	06:00	11	7		18																																																																																																																																				
1:30	0	1			1	13:30	9	3			12	06:00	07:00	33	9		42																																																																																																																																				
1:45	0	0			0	13:45	6	10			16	07:00	08:00	71	24		95																																																																																																																																				
2:00	0	0			0	14:00	7	11			18	08:00	09:00	58	36		94																																																																																																																																				
2:15	1	1			2	14:15	17	13			30	09:00	10:00	36	22		58																																																																																																																																				
2:30	1	1			2	14:30	10	9			19	10:00	11:00	35	32		67																																																																																																																																				
2:45	0	1			1	14:45	12	14			26	11:00	12:00	32	30		62																																																																																																																																				
3:00	0	0			0	15:00	13	11			24	12:00	13:00	35	34		69																																																																																																																																				
3:15	0	1			1	15:15	15	22			37	13:00	14:00	35	27		62																																																																																																																																				
3:30	0	0			0	15:30	9	13			22	14:00	15:00	46	47		93																																																																																																																																				
3:45	1	0			1	15:45	15	16			31	15:00	16:00	52	62		114																																																																																																																																				
4:00	0	1			1	16:00	15	15			30	16:00	17:00	42	59		101																																																																																																																																				
4:15	5	0			5	16:15	12	13			25	17:00	18:00	54	73		127																																																																																																																																				
4:30	1	0			1	16:30	9	17			26	18:00	19:00	53	58		111																																																																																																																																				
4:45	4	1			5	16:45	6	14			20	19:00	20:00	30	57		87																																																																																																																																				
5:00	1	0			1	17:00	10	22			32	20:00	21:00	23	33		56																																																																																																																																				
5:15	2	3			5	17:15	17	21			38	21:00	22:00	20	34		54																																																																																																																																				
5:30	3	0			3	17:30	15	15			30	22:00	23:00	13	22		35																																																																																																																																				
5:45	5	4			9	17:45	12	15			27	23:00	00:00	9	16		25																																																																																																																																				
6:00	6	1			7	18:00	16	14			30	<table border="1"> <thead> <tr> <th colspan="6">STATISTICS</th> </tr> <tr> <th></th><th>NB</th><th>SB</th><th>EB</th><th>WB</th><th>TOTAL</th> </tr> </thead> <tbody> <tr> <td>Peak Period</td><td colspan="4">00:00 to 12:00</td><td></td> </tr> <tr> <td>Volume</td><td>293</td><td>177</td><td></td><td></td><td>470</td> </tr> <tr> <td>Peak Hour</td><td colspan="4">7:15 8:00</td><td>7:15</td> </tr> <tr> <td>Peak Volume</td><td>78</td><td>36</td><td></td><td></td><td>111</td> </tr> <tr> <td>Peak Hour Factor</td><td>0.813</td><td>0.750</td><td></td><td></td><td>0.925</td> </tr> <tr> <td>Peak Period</td><td colspan="4">12:00 to 00:00</td><td></td> </tr> <tr> <td>Volume</td><td>412</td><td>522</td><td></td><td></td><td>934</td> </tr> <tr> <td>Peak Hour</td><td colspan="4">17:15 16:30</td><td>17:00</td> </tr> <tr> <td>Peak Volume</td><td>60</td><td>74</td><td></td><td></td><td>127</td> </tr> <tr> <td>Peak Hour Factor</td><td>0.882</td><td>0.841</td><td></td><td></td><td>0.836</td> </tr> <tr> <td>Peak Period</td><td colspan="4">07:00 to 09:00</td><td></td> </tr> <tr> <td>Volume</td><td>129</td><td>60</td><td></td><td></td><td>189</td> </tr> <tr> <td>Peak Hour</td><td colspan="4">7:15 8:00</td><td>7:15</td> </tr> <tr> <td>Peak Volume</td><td>78</td><td>36</td><td></td><td></td><td>111</td> </tr> <tr> <td>Peak Hour Factor</td><td>0.813</td><td>0.750</td><td></td><td></td><td>0.925</td> </tr> <tr> <td>Peak Period</td><td colspan="4">16:00 to 18:00</td><td></td> </tr> <tr> <td>Volume</td><td>96</td><td>132</td><td></td><td></td><td>228</td> </tr> <tr> <td>Peak Hour</td><td colspan="4">17:00 16:30</td><td>17:00</td> </tr> <tr> <td>Peak Volume</td><td>54</td><td>74</td><td></td><td></td><td>127</td> </tr> <tr> <td>Peak Hour Factor</td><td>0.794</td><td>0.841</td><td></td><td></td><td>0.836</td> </tr> </tbody> </table>						STATISTICS							NB	SB	EB	WB	TOTAL	Peak Period	00:00 to 12:00					Volume	293	177			470	Peak Hour	7:15 8:00				7:15	Peak Volume	78	36			111	Peak Hour Factor	0.813	0.750			0.925	Peak Period	12:00 to 00:00					Volume	412	522			934	Peak Hour	17:15 16:30				17:00	Peak Volume	60	74			127	Peak Hour Factor	0.882	0.841			0.836	Peak Period	07:00 to 09:00					Volume	129	60			189	Peak Hour	7:15 8:00				7:15	Peak Volume	78	36			111	Peak Hour Factor	0.813	0.750			0.925	Peak Period	16:00 to 18:00					Volume	96	132			228	Peak Hour	17:00 16:30				17:00	Peak Volume	54	74			127	Peak Hour Factor	0.794	0.841			0.836
STATISTICS																																																																																																																																																					
	NB	SB	EB	WB	TOTAL																																																																																																																																																
Peak Period	00:00 to 12:00																																																																																																																																																				
Volume	293	177			470																																																																																																																																																
Peak Hour	7:15 8:00				7:15																																																																																																																																																
Peak Volume	78	36			111																																																																																																																																																
Peak Hour Factor	0.813	0.750			0.925																																																																																																																																																
Peak Period	12:00 to 00:00																																																																																																																																																				
Volume	412	522			934																																																																																																																																																
Peak Hour	17:15 16:30				17:00																																																																																																																																																
Peak Volume	60	74			127																																																																																																																																																
Peak Hour Factor	0.882	0.841			0.836																																																																																																																																																
Peak Period	07:00 to 09:00																																																																																																																																																				
Volume	129	60			189																																																																																																																																																
Peak Hour	7:15 8:00				7:15																																																																																																																																																
Peak Volume	78	36			111																																																																																																																																																
Peak Hour Factor	0.813	0.750			0.925																																																																																																																																																
Peak Period	16:00 to 18:00																																																																																																																																																				
Volume	96	132			228																																																																																																																																																
Peak Hour	17:00 16:30				17:00																																																																																																																																																
Peak Volume	54	74			127																																																																																																																																																
Peak Hour Factor	0.794	0.841			0.836																																																																																																																																																
6:15	8	4			12	18:15	11	13			24																																																																																																																																										
6:30	11	3			14	18:30	13	16			29																																																																																																																																										
6:45	8	1			9	18:45	13	15			28																																																																																																																																										
7:00	10	3			13	19:00	6	17			23																																																																																																																																										
7:15	24	6			30	19:15	8	13			21																																																																																																																																										
7:30	21	9			30	19:30	5	15			20																																																																																																																																										
7:45	16	6			22	19:45	11	12			23																																																																																																																																										
8:00	17	12			29	20:00	4	12			16																																																																																																																																										
8:15	16	8			24	20:15	7	11			18																																																																																																																																										
8:30	15	5			20	20:30	4	3			7																																																																																																																																										
8:45	10	11			21	20:45	8	7			15																																																																																																																																										
9:00	8	8			16	21:00	7	9			16																																																																																																																																										
9:15	9	4			13	21:15	6	9			15																																																																																																																																										
9:30	8	6			14	21:30	5	7			12																																																																																																																																										
9:45	11	4			15	21:45	2	9			11																																																																																																																																										
10:00	8	8			16	22:00	7	7			14																																																																																																																																										
10:15	4	6			10	22:15	2	6			8																																																																																																																																										
10:30	10	9			19	22:30	3	4			7																																																																																																																																										
10:45	13	9			22	22:45	1	5			6																																																																																																																																										
11:00	9	7			16	23:00	3	9			12																																																																																																																																										
11:15	6	8			14	23:15	2	3			5																																																																																																																																										
11:30	11	7			18	23:30	2	3			5																																																																																																																																										
11:45	6	8			14	23:45	2	1			3																																																																																																																																										
TOTALS	293	177	0	0	470	TOTALS	412	522	0	0	934																																																																																																																																										
SPLIT %	62%	38%	0%	0%	33%	SPLIT %	44%	56%	0%	0%	67%																																																																																																																																										



SPEED

Ellenwood Ave Bet Routier Rd & Glenmoor Dr

Day: Tuesday
Date: 2/27/2024

City: Rancho Cordova
Project #: CA24_070037_011

HOURLY BREAKDOWN table with columns for Time, EASTBOUND (5-70), Total, WESTBOUND (5-70), Total, and TOTALS (5-70, Total). Rows include hourly traffic counts from 0:00 to 23:00 and a Totals row.

STATISTICS table with columns for time intervals (00:00-12:00, 12:00-24:00, 07:00-09:00, 16:00-18:00) and various traffic metrics like Peak Hour, Peak Volume, and percentages.

Summary table with columns: Direction, Percentiles (15th, 50th, Average, 85th, 95th), ADT. Rows for EASTBOUND, WESTBOUND, and TOTALS.

SPEED

Ellenwood Ave Bet Routier Rd & Glenmoor Dr

Day: Tuesday
Date: 2/27/2024

City: Rancho Cordova
Project #: CA24_070037_011

Time	EASTBOUND														Total	WESTBOUND														Total	TOTALS														Total								
	5	15	20	25	30	35	40	45	50	55	60	65	70	99		5	15	20	25	30	35	40	45	50	55	60	65	70	99		5	15	20	25	30	35	40	45	50	55	60	65	70	99									
	15	20	25	30	35	40	45	50	55	60	65	70	99	15		20	25	30	35	40	45	50	55	60	65	70	99	15	20		25	30	35	40	45	50	55	60	65	70	99												
0:00	0	0	0	0	0	1	0	0	0	0	0	0	0	1	1	0	1	0	0	0	0	0	0	0	0	0	0	2	1	1	0	1	0	0	0	0	0	0	0	0	0	0	0	0	0	0	0	0	0	3			
0:15	0	0	0	1	0	0	0	0	0	0	0	0	0	1	0	0	0	0	0	0	0	0	0	0	0	0	0	0	0	0	0	0	0	0	0	0	0	0	0	0	0	0	0	0	0	0	0	0	0	0	1		
0:30	0	0	1	0	0	0	0	0	0	0	0	0	0	1	0	0	0	0	0	0	0	0	0	0	0	0	0	0	0	0	0	1	0	0	0	0	0	0	0	0	0	0	0	0	0	0	0	0	0	0	1		
0:45	0	0	0	0	0	0	0	0	0	0	0	0	0	0	0	1	0	0	0	0	0	0	0	0	0	0	0	1	0	1	0	0	0	0	0	0	0	0	0	0	0	0	0	0	0	0	0	0	0	0	1		
1:00	0	0	0	1	0	0	0	0	0	0	0	0	0	1	0	0	2	0	1	0	0	0	0	0	0	0	0	3	0	0	2	1	1	0	0	0	0	0	0	0	0	0	0	0	0	0	0	0	0	0	4		
1:15	0	0	0	1	1	0	0	0	0	0	0	0	0	2	0	0	0	0	0	0	0	0	0	0	0	0	0	0	0	0	0	0	1	1	0	0	0	0	0	0	0	0	0	0	0	0	0	0	0	0	2		
1:30	0	0	0	0	0	0	0	0	0	0	0	0	0	0	0	0	0	0	0	0	0	0	0	0	0	0	0	0	0	0	0	0	0	0	0	0	0	0	0	0	0	0	0	0	0	0	0	0	0	0			
1:45	0	0	0	0	0	0	0	0	0	0	0	0	0	0	1	0	1	0	0	0	0	0	0	0	0	0	0	2	1	0	1	0	0	0	0	0	0	0	0	0	0	0	0	0	0	0	0	0	0	0	0	2	
2:00	0	0	0	0	0	0	0	0	0	0	0	0	0	0	0	0	0	0	0	0	0	0	0	0	0	0	0	0	0	0	0	0	0	0	0	0	0	0	0	0	0	0	0	0	0	0	0	0	0	0	0		
2:15	0	0	0	1	1	0	0	0	0	0	0	0	0	2	0	0	1	0	0	0	0	0	0	0	0	0	0	1	0	0	1	1	1	0	0	0	0	0	0	0	0	0	0	0	0	0	0	0	0	0	0	3	
2:30	0	0	0	0	1	0	0	0	0	0	0	0	0	1	0	0	0	0	0	0	0	0	0	0	0	0	0	0	0	0	0	0	1	0	0	0	0	0	0	0	0	0	0	0	0	0	0	0	0	0	1		
2:45	0	0	0	0	0	0	0	0	0	0	0	0	0	0	0	0	0	0	0	0	0	0	0	0	0	0	0	0	0	0	0	0	0	0	0	0	0	0	0	0	0	0	0	0	0	0	0	0	0	0	0		
3:00	0	0	0	0	0	0	0	0	0	0	0	0	0	0	0	0	0	0	0	0	0	0	0	0	0	0	0	1	0	0	0	0	0	0	0	0	0	0	0	0	0	0	0	0	0	0	0	0	0	0	0	1	
3:15	0	0	0	0	0	0	0	0	0	0	0	0	0	0	0	0	1	0	0	0	0	0	0	0	0	0	0	1	0	0	1	0	0	0	0	0	0	0	0	0	0	0	0	0	0	0	0	0	0	0	0	0	1
3:30	0	0	0	0	0	0	0	0	0	0	0	0	0	0	0	0	0	0	0	0	0	0	0	0	0	0	0	0	0	0	0	0	0	0	0	0	0	0	0	0	0	0	0	0	0	0	0	0	0	0	0	0	
3:45	0	1	0	0	0	0	0	0	0	0	0	0	0	1	0	0	0	1	0	0	0	0	0	0	0	0	0	2	0	1	0	0	1	0	1	0	0	0	0	0	0	0	0	0	0	0	0	0	0	0	0	0	2
4:00	0	0	0	0	0	0	0	0	0	0	0	0	0	0	0	0	0	1	1	0	0	0	0	0	0	0	0	2	0	0	0	0	1	1	0	0	0	0	0	0	0	0	0	0	0	0	0	0	0	0	0	0	3
4:15	1	0	0	0	1	0	0	0	0	0	0	0	0	2	0	0	0	1	1	0	0	0	0	0	0	0	0	2	1	0	0	0	1	2	0	0	0	0	0	0	0	0	0	0	0	0	0	0	0	0	0	4	
4:30	0	0	0	1	0	0	0	0	0	0	0	0	0	1	0	0	0	0	0	0	0	0	0	0	0	0	0	0	0	0	0	0	1	0	0	0	0	0	0	0	0	0	0	0	0	0	0	0	0	0	0	1	
4:45	0	0	0	0	0	0	2	1	0	0	0	0	0	3	0	0	2	0	0	1	0	0	0	0	0	0	0	3	0	0	2	0	0	3	1	0	0	0	0	0	0	0	0	0	0	0	0	0	0	0	0	6	
5:00	0	0	0	0	2	0	0	0	0	0	0	0	0	2	0	0	0	0	1	0	0	0	0	0	0	0	0	1	0	0	0	0	3	0	0	0	0	0	0	0	0	0	0	0	0	0	0	0	0	0	0	3	
5:15	0	0	0	0	0	1	0	0	0	0	0	0	0	1	0	1	0	1	1	0	0	0	0	0	0	0	0	6	0	1	0	1	2	2	1	0	0	0	0	0	0	0	0	0	0	0	0	0	0	0	0	7	
5:30	0	0	0	0	0	0	0	0	0	0	0	0	0	0	0	0	3	1	0	0	0	0	0	0	0	0	4	0	0	3	1	0	0	0	0	0	0	0	0	0	0	0	0	0	0	0	0	0	0	0	0	4	
5:45	0	0	1	0	1	0	1	0	0	0	0	0	0	3	0	0	2	3	0	0	0	0	0	0	0	0	5	0	0	3	3	1	0	1	0	0	0	0	0	0	0	0	0	0	0	0	0	0	0	0	0	8	
6:00	0	0	1	0	0	0	0	0	0	0	0	0	0	1	1	0	1	3	1	1	0	0	0	0	0	0	7	1	0	2	3	1	1	0	0	0	0	0	0	0	0	0	0	0	0	0	0	0	0	0	0	8	
6:15	0	0	2	0	1	1	0	0	0	0	0	0	0	4	0	0	4	0	1	0	0	0	0	0	0	0	5	0	0	6	0	2	1	0	0	0	0	0	0	0	0	0	0	0	0	0	0	0	0	0	9		
6:30	1	0	2	1	1	1	0	0	0	0	0	0	0	6	2	1	2	3	3	0	0	0	0	0	0	0	11	3	1	4	4	4	1	0	0	0	0	0	0	0	0	0	0	0	0	0	0	0	0	0	17		
6:45	0	2	1	0	0	0	0	0	0	0	0	0	0	3	1	0	3	5	1	2	0	0	0	0	0	12	1	2	4	5	1	2	0	0	0	0	0	0	0	0	0	0	0	0	0	0	0	0	0	0	0	15	
7:00	0	0	1	2	2	0	0	0	0	0	0	0	0	5	0	1	1	5	4	0	0	0	0	0	0	11	0	1	2	7	6	0	0	0	0	0	0	0	0	0	0	0	0	0	0	0	0	0	0	0	0	0	16
7:15	0	1	2	9	5	1	1	0	0	0	0	0	0	19	1	1	3	6	2	1	0	0	0	0	0	14	1	2	5	15	7	2	1	0	0	0	0	0	0	0	0	0	0	0	0	0	0	0	0	0	0	33	
7:30	0	1	3	13	8	1	0	0	0	0	0	0	0	26	1	1	13	20	3	0	1	0	0	0	0	39	1	2	16	33	11	1	1	0	0	0	0	0	0	0	0	0	0	0	0	0	0	0	0	0	0	65	
7:45	0	0	7	31	15	3	0	1	0	0	0	0	0	57	0	0	19	22	4	1	0	0	0	0	0	46	0	0	26	53	19	4	0	1	0	0	0	0	0	0	0	0	0	0	0	0	0	0	0	0	0	0	103
8:00	0	3	10	5	9	1	0	0	0	0	0	0	0	28	1	2	23	18	9	3	0	0	0	0	56	1	5	33	23	18	4	0	0	0	0	0	0	0	0	0	0	0	0	0	0	0	0	0	0	0	0	0	84
8:15	0	0	0	5	4	4	0	0	0	0	0	0	0	13	0	0	10	9	3	0	0	0	0	0	22	0	0	10	14	7	4	0	0	0	0	0	0	0	0	0	0	0	0	0	0	0	0	0	0	0	0	0	35
8:30	0	0	6	2	3	0	0	0	0	0	0	0	0	11	0	2	1	9	4	0	0	0	0	0	16	0	2	7	11	7	0	0	0	0	0	0	0	0	0	0	0	0	0	0	0	0	0	0	0	0	0	27	
8:45	0	1																																																			

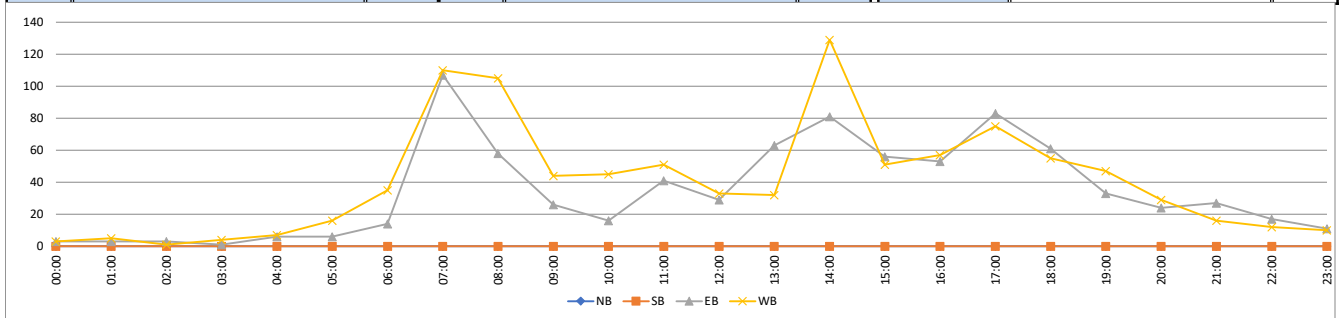
VOLUME

Ellenwood Ave Bet Routier Rd & Glenmoor Dr

Day: Tuesday
Date: 2/27/2024

City: Rancho Cordova
Project #: CA24_070037_011

DAILY TOTALS					NB	SB	EB	WB	Total	DAILY TOTALS																																																																																																																																									
					0	0	822	972	1,794																																																																																																																																										
15-Minutes Interval											Hourly Intervals																																																																																																																																								
TIME	NB	SB	EB	WB	TOTAL	TIME	NB	SB	EB	WB	TOTAL	TIME	NB	SB	EB	WB	TOTAL																																																																																																																																		
0:00			1	2	3	12:00			6	9	15	00:00	01:00		3	3	6																																																																																																																																		
0:15			1	0	1	12:15			7	8	15	01:00	02:00		3	5	8																																																																																																																																		
0:30			1	0	1	12:30			8	7	15	02:00	03:00		3	1	4																																																																																																																																		
0:45			0	1	1	12:45			8	9	17	03:00	04:00		1	4	5																																																																																																																																		
1:00			1	3	4	13:00			11	5	16	04:00	05:00		6	7	13																																																																																																																																		
1:15			2	0	2	13:15			16	7	23	05:00	06:00		6	16	22																																																																																																																																		
1:30			0	0	0	13:30			15	8	23	06:00	07:00		14	35	49																																																																																																																																		
1:45			0	2	2	13:45			21	12	33	07:00	08:00		107	110	217																																																																																																																																		
2:00			0	0	0	14:00			41	30	71	08:00	09:00		58	105	163																																																																																																																																		
2:15			2	1	3	14:15			21	71	92	09:00	10:00		26	44	70																																																																																																																																		
2:30			1	0	1	14:30			10	17	27	10:00	11:00		16	45	61																																																																																																																																		
2:45			0	0	0	14:45			9	11	20	11:00	12:00		41	51	92																																																																																																																																		
3:00			0	1	1	15:00			7	14	21	12:00	13:00		29	33	62																																																																																																																																		
3:15			0	1	1	15:15			16	11	27	13:00	14:00		63	32	95																																																																																																																																		
3:30			0	0	0	15:30			16	17	33	14:00	15:00		81	129	210																																																																																																																																		
3:45			1	2	3	15:45			17	9	26	15:00	16:00		56	51	107																																																																																																																																		
4:00			0	2	2	16:00			20	20	40	16:00	17:00		53	57	110																																																																																																																																		
4:15			2	2	4	16:15			12	13	25	17:00	18:00		83	75	158																																																																																																																																		
4:30			1	0	1	16:30			14	14	28	18:00	19:00		61	55	116																																																																																																																																		
4:45			3	3	6	16:45			7	10	17	19:00	20:00		33	47	80																																																																																																																																		
5:00			2	1	3	17:00			20	19	39	20:00	21:00		24	29	53																																																																																																																																		
5:15			1	6	7	17:15			25	19	44	21:00	22:00		27	16	43																																																																																																																																		
5:30			0	4	4	17:30			20	21	41	22:00	23:00		17	12	29																																																																																																																																		
5:45			3	5	8	17:45			18	16	34	23:00	00:00		11	10	21																																																																																																																																		
6:00			1	7	8	18:00			21	11	32	<table border="1"> <thead> <tr> <th colspan="5">STATISTICS</th> </tr> <tr> <th></th> <th>NB</th> <th>SB</th> <th>EB</th> <th>WB</th> <th>TOTAL</th> </tr> </thead> <tbody> <tr> <td>Peak Period</td> <td colspan="4">00:00 to 12:00</td> <td></td> </tr> <tr> <td>Volume</td> <td colspan="4"></td> <td>710</td> </tr> <tr> <td>Peak Hour</td> <td colspan="4">7:15 7:30</td> <td>7:30</td> </tr> <tr> <td>Peak Volume</td> <td colspan="4">130 163</td> <td>287</td> </tr> <tr> <td>Peak Hour Factor</td> <td colspan="4">0.570 0.728</td> <td>0.697</td> </tr> <tr> <td>Peak Period</td> <td colspan="4">12:00 to 00:00</td> <td></td> </tr> <tr> <td>Volume</td> <td colspan="4"></td> <td>1084</td> </tr> <tr> <td>Peak Hour</td> <td colspan="4">13:30 13:45</td> <td>13:45</td> </tr> <tr> <td>Peak Volume</td> <td colspan="4">98 130</td> <td>223</td> </tr> <tr> <td>Peak Hour Factor</td> <td colspan="4">0.598 0.458</td> <td>0.606</td> </tr> <tr> <td>Peak Period</td> <td colspan="4">07:00 to 09:00</td> <td></td> </tr> <tr> <td>Volume</td> <td colspan="4"></td> <td>380</td> </tr> <tr> <td>Peak Hour</td> <td colspan="4">7:15 7:30</td> <td>7:30</td> </tr> <tr> <td>Peak Volume</td> <td colspan="4">130 163</td> <td>287</td> </tr> <tr> <td>Peak Hour Factor</td> <td colspan="4">0.570 0.728</td> <td>0.697</td> </tr> <tr> <td>Peak Period</td> <td colspan="4">16:00 to 18:00</td> <td></td> </tr> <tr> <td>Volume</td> <td colspan="4"></td> <td>268</td> </tr> <tr> <td>Peak Hour</td> <td colspan="4">17:00 17:00</td> <td>17:00</td> </tr> <tr> <td>Peak Volume</td> <td colspan="4">83 75</td> <td>158</td> </tr> <tr> <td>Peak Hour Factor</td> <td colspan="4">0.830 0.893</td> <td>0.898</td> </tr> </tbody> </table>					STATISTICS						NB	SB	EB	WB	TOTAL	Peak Period	00:00 to 12:00					Volume					710	Peak Hour	7:15 7:30				7:30	Peak Volume	130 163				287	Peak Hour Factor	0.570 0.728				0.697	Peak Period	12:00 to 00:00					Volume					1084	Peak Hour	13:30 13:45				13:45	Peak Volume	98 130				223	Peak Hour Factor	0.598 0.458				0.606	Peak Period	07:00 to 09:00					Volume					380	Peak Hour	7:15 7:30				7:30	Peak Volume	130 163				287	Peak Hour Factor	0.570 0.728				0.697	Peak Period	16:00 to 18:00					Volume					268	Peak Hour	17:00 17:00				17:00	Peak Volume	83 75				158	Peak Hour Factor	0.830 0.893				0.898
STATISTICS																																																																																																																																																			
	NB	SB	EB	WB	TOTAL																																																																																																																																														
Peak Period	00:00 to 12:00																																																																																																																																																		
Volume					710																																																																																																																																														
Peak Hour	7:15 7:30				7:30																																																																																																																																														
Peak Volume	130 163				287																																																																																																																																														
Peak Hour Factor	0.570 0.728				0.697																																																																																																																																														
Peak Period	12:00 to 00:00																																																																																																																																																		
Volume					1084																																																																																																																																														
Peak Hour	13:30 13:45				13:45																																																																																																																																														
Peak Volume	98 130				223																																																																																																																																														
Peak Hour Factor	0.598 0.458				0.606																																																																																																																																														
Peak Period	07:00 to 09:00																																																																																																																																																		
Volume					380																																																																																																																																														
Peak Hour	7:15 7:30				7:30																																																																																																																																														
Peak Volume	130 163				287																																																																																																																																														
Peak Hour Factor	0.570 0.728				0.697																																																																																																																																														
Peak Period	16:00 to 18:00																																																																																																																																																		
Volume					268																																																																																																																																														
Peak Hour	17:00 17:00				17:00																																																																																																																																														
Peak Volume	83 75				158																																																																																																																																														
Peak Hour Factor	0.830 0.893				0.898																																																																																																																																														
6:15			4	5	9	18:15			9	12	21																																																																																																																																								
6:30			6	11	17	18:30			17	12	29																																																																																																																																								
6:45			3	12	15	18:45			14	20	34																																																																																																																																								
7:00			5	11	16	19:00			8	12	20																																																																																																																																								
7:15			19	14	33	19:15			6	15	21																																																																																																																																								
7:30			26	39	65	19:30			11	9	20																																																																																																																																								
7:45			57	46	103	19:45			8	11	19																																																																																																																																								
8:00			28	56	84	20:00			7	12	19																																																																																																																																								
8:15			13	22	35	20:15			8	8	16																																																																																																																																								
8:30			11	16	27	20:30			5	6	11																																																																																																																																								
8:45			6	11	17	20:45			4	3	7																																																																																																																																								
9:00			4	14	18	21:00			7	2	9																																																																																																																																								
9:15			8	11	19	21:15			7	4	11																																																																																																																																								
9:30			10	13	23	21:30			6	4	10																																																																																																																																								
9:45			4	6	10	21:45			7	6	13																																																																																																																																								
10:00			3	13	16	22:00			7	3	10																																																																																																																																								
10:15			7	4	11	22:15			4	2	6																																																																																																																																								
10:30			1	16	17	22:30			2	3	5																																																																																																																																								
10:45			5	12	17	22:45			4	4	8																																																																																																																																								
11:00			8	10	18	23:00			3	3	6																																																																																																																																								
11:15			13	13	26	23:15			2	0	2																																																																																																																																								
11:30			13	17	30	23:30			3	5	8																																																																																																																																								
11:45			7	11	18	23:45			3	2	5																																																																																																																																								
TOTALS	0	0	284	426	710	TOTALS	0	0	538	546	1084																																																																																																																																								
SPLIT %	0%	0%	40%	60%	40%	SPLIT %	0%	0%	50%	50%	60%																																																																																																																																								



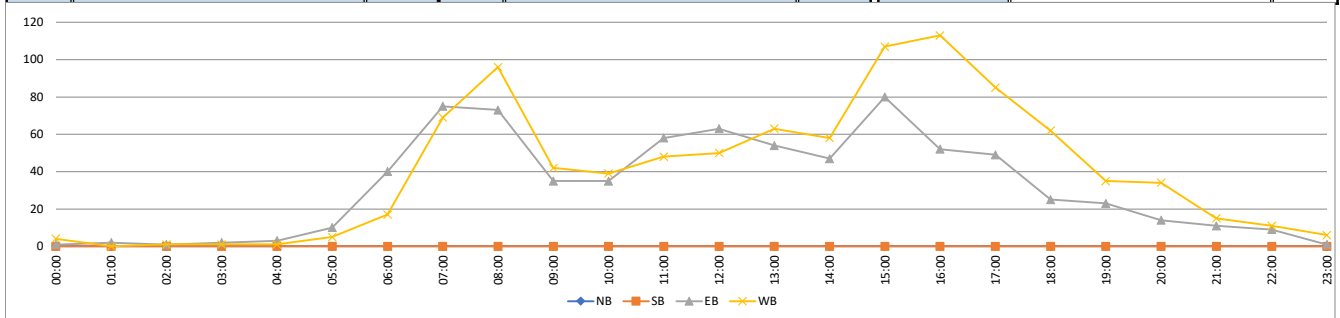
VOLUME

Systems Pkwy Bet Routier Rd & Old Placerville Rd

Day: Tuesday
Date: 2/27/2024

City: Rancho Cordova
Project #: CA24_070037_012

DAILY TOTALS						NB	SB	EB	WB	Total	DAILY TOTALS							
						0	0	763	962	1,725								
15-Minutes Interval											Hourly Intervals							
TIME	NB	SB	EB	WB	TOTAL	TIME	NB	SB	EB	WB	TOTAL	TIME	NB	SB	EB	WB	TOTAL	
0:00			1	2	3	12:00			6	12	18	00:00	01:00		1	4	5	
0:15			0	0	0	12:15			15	14	29	01:00	02:00		2	0	2	
0:30			0	2	2	12:30			24	13	37	02:00	03:00		1	1	2	
0:45			0	0	0	12:45			18	11	29	03:00	04:00		2	1	3	
1:00			2	0	2	13:00			10	13	23	04:00	05:00		3	1	4	
1:15			0	0	0	13:15			11	17	28	05:00	06:00		10	5	15	
1:30			0	0	0	13:30			19	18	37	06:00	07:00		40	17	57	
1:45			0	0	0	13:45			14	15	29	07:00	08:00		75	69	144	
2:00			0	0	0	14:00			10	12	22	08:00	09:00		73	96	169	
2:15			1	0	1	14:15			8	12	20	09:00	10:00		35	42	77	
2:30			0	1	1	14:30			14	15	29	10:00	11:00		35	39	74	
2:45			0	0	0	14:45			15	19	34	11:00	12:00		58	48	106	
3:00			1	0	1	15:00			13	28	41	12:00	13:00		63	50	113	
3:15			0	0	0	15:15			28	27	55	13:00	14:00		54	63	117	
3:30			1	1	2	15:30			24	23	47	14:00	15:00		47	58	105	
3:45			0	0	0	15:45			15	29	44	15:00	16:00		80	107	187	
4:00			0	0	0	16:00			13	28	41	16:00	17:00		52	113	165	
4:15			1	0	1	16:15			20	22	42	17:00	18:00		49	85	134	
4:30			2	1	3	16:30			12	42	54	18:00	19:00		25	62	87	
4:45			0	0	0	16:45			7	21	28	19:00	20:00		23	35	58	
5:00			2	2	4	17:00			20	28	48	20:00	21:00		14	34	48	
5:15			1	1	2	17:15			12	22	34	21:00	22:00		11	15	26	
5:30			3	1	4	17:30			9	15	24	22:00	23:00		9	11	20	
5:45			4	1	5	17:45			8	20	28	23:00	00:00		1	6	7	
6:00			5	2	7	18:00			5	19	24	STATISTICS						
6:15			6	4	10	18:15			5	16	21							
6:30			10	6	16	18:30			9	19	28	Peak Period	00:00	to	12:00			
6:45			19	5	24	18:45			6	8	14	Volume				335	323	658
7:00			4	8	12	19:00			10	15	25	Peak Hour				7:45	7:30	7:30
7:15			14	8	22	19:15			6	6	12	Peak Volume				96	106	200
7:30			20	35	55	19:30			6	12	18	Peak Hour Factor				0.649	0.757	0.893
7:45			37	18	55	19:45			1	2	3	Peak Period	12:00	to	00:00			
8:00			24	32	56	20:00			3	11	14	Volume				428	639	1067
8:15			13	21	34	20:15			3	4	7	Peak Hour				14:45	15:45	15:00
8:30			22	17	39	20:30			3	12	15	Peak Volume				80	121	187
8:45			14	26	40	20:45			5	7	12	Peak Hour Factor				0.714	0.720	0.850
9:00			13	10	23	21:00			3	3	6	Peak Period	07:00	to	09:00			
9:15			7	12	19	21:15			5	2	7	Volume				148	165	313
9:30			9	11	20	21:30			2	4	6	Peak Hour				7:45	7:30	7:30
9:45			6	9	15	21:45			1	6	7	Peak Volume				96	106	200
10:00			6	9	15	22:00			1	1	2	Peak Hour Factor				0.649	0.757	0.893
10:15			15	8	23	22:15			5	2	7	Peak Period	16:00	to	18:00			
10:30			4	6	10	22:30			2	4	6	Volume				101	198	299
10:45			10	16	26	22:45			1	4	5	Peak Hour				16:15	16:00	16:15
11:00			12	12	24	23:00			0	2	2	Peak Volume				59	113	172
11:15			15	13	28	23:15			0	1	1	Peak Hour Factor				0.738	0.673	0.796
11:30			16	11	27	23:30			0	3	3							
11:45			15	12	27	23:45			1	0	1							
TOTALS	0	0	335	323	658	TOTALS	0	0	428	639	1067							
SPLIT %	0%	0%	51%	49%	38%	SPLIT %	0%	0%	40%	60%	62%							



SPEED Old Placerville Rd Bet Routier Rd & Systems Pkwy

Day: Tuesday
Date: 2/27/2024

City: Rancho Cordova
Project #: CA24_070037_103

Time	EASTBOUND														Total	WESTBOUND														Total	TOTALS														Total
	5	15	20	25	30	35	40	45	50	55	60	65	70	70		5	15	20	25	30	35	40	45	50	55	60	65	70	70		5	15	20	25	30	35	40	45	50	55	60	65	70	70	
	15	20	25	30	35	40	45	50	55	60	65	70	99	15		20	25	30	35	40	45	50	55	60	65	70	99	15	20		25	30	35	40	45	50	55	60	65	70	99				
0:00	0	0	0	1	1	5	8	5	4	4	0	0	0	28	0	0	0	3	3	7	2	3	0	0	1	0	22	0	0	0	4	4	12	10	8	7	4	0	1	0	50				
1:00	0	0	0	1	0	1	9	4	5	1	0	0	0	21	0	0	0	0	3	5	6	3	1	2	0	0	20	0	0	0	1	3	6	15	7	6	3	0	0	0	41				
2:00	0	0	0	1	1	0	4	8	2	0	0	0	0	16	0	0	0	0	1	3	4	5	2	0	0	0	15	0	0	0	1	2	3	8	13	4	0	0	0	0	31				
3:00	0	0	0	2	3	3	11	10	11	7	5	6	2	60	0	0	0	0	2	6	6	6	2	2	1	0	25	0	0	0	2	5	9	17	16	13	9	6	6	2	85				
4:00	0	0	0	0	3	2	10	13	6	6	1	0	0	41	0	0	0	1	3	5	11	17	11	4	1	0	53	0	0	0	1	6	7	21	30	17	10	2	0	0	94				
5:00	0	0	0	1	6	8	39	43	27	13	1	0	0	138	0	0	1	4	4	20	30	34	21	7	3	3	128	0	0	1	5	10	28	69	77	48	20	4	3	1	266				
6:00	0	0	0	1	5	29	83	121	78	19	3	1	0	340	0	0	0	0	4	36	99	87	64	21	14	6	2	333	0	0	0	1	9	65	182	208	142	40	17	7	2	673			
7:00	0	0	1	5	11	74	192	215	97	32	3	1	0	631	0	0	0	3	9	47	132	156	82	29	12	3	1	474	0	0	1	8	20	121	324	371	179	61	15	4	1	1105			
8:00	0	1	1	7	12	60	147	193	87	34	6	4	1	553	0	0	1	5	15	55	120	162	68	19	5	5	1	456	0	1	2	12	27	115	267	355	155	53	11	9	2	1009			
9:00	0	0	1	1	7	53	151	124	63	27	3	1	0	431	0	0	1	3	10	28	79	74	40	11	2	2	1	251	0	0	2	4	17	81	230	198	103	38	5	3	1	682			
10:00	0	0	0	2	8	37	72	90	61	11	5	3	1	290	0	0	2	5	13	37	81	79	31	8	1	2	0	259	0	0	2	7	21	74	153	169	92	19	6	5	1	549			
11:00	1	0	1	5	6	56	130	97	50	22	3	0	0	371	0	0	1	0	16	50	97	100	54	10	6	2	0	336	1	0	2	5	22	106	227	197	104	32	9	2	0	707			
12:00	0	0	4	2	9	54	136	126	43	14	3	2	1	394	0	0	2	8	14	75	165	131	58	19	5	1	0	478	0	0	6	10	23	129	301	257	101	33	8	3	1	872			
13:00	0	1	0	1	14	52	135	136	54	12	4	1	0	410	0	0	1	3	12	45	119	143	55	19	3	1	0	401	0	1	1	4	26	97	254	279	109	31	7	2	0	811			
14:00	0	0	1	7	9	45	128	124	60	19	2	3	0	398	0	0	3	1	24	68	128	98	53	17	1	0	0	393	0	0	4	8	33	113	256	222	113	36	3	3	0	791			
15:00	0	1	2	1	4	34	130	157	90	25	11	4	1	460	0	0	2	3	22	60	170	172	73	19	3	2	0	526	0	1	4	4	26	94	300	329	163	44	14	6	1	986			
16:00	0	0	0	0	3	48	174	179	79	25	4	2	0	514	0	1	4	7	16	110	266	207	73	30	7	2	0	723	0	1	4	7	19	158	440	386	152	55	11	4	0	1237			
17:00	0	0	0	0	6	34	133	124	73	19	8	1	1	399	0	0	0	1	20	108	191	207	61	15	4	1	0	608	0	0	0	1	26	142	324	331	134	34	12	2	1	1007			
18:00	0	0	1	0	7	30	102	83	43	3	4	1	0	274	0	0	2	1	22	68	132	111	32	11	3	0	0	382	0	0	3	1	29	98	234	194	75	14	7	1	0	656			
19:00	0	0	1	2	4	31	63	59	26	8	4	1	0	199	0	0	2	3	19	42	76	47	24	10	3	1	0	227	0	0	3	5	23	73	139	106	50	18	7	2	0	426			
20:00	0	1	0	2	6	25	39	40	21	7	3	0	0	144	0	0	1	2	11	31	49	47	17	4	1	1	0	164	0	1	1	4	17	56	88	87	38	11	4	1	0	308			
21:00	0	0	0	1	3	18	28	33	19	9	4	0	0	115	0	0	0	2	4	20	38	24	9	2	2	1	0	102	0	0	0	3	7	38	66	57	28	11	6	1	0	217			
22:00	0	0	0	1	0	13	21	20	12	3	0	0	0	70	0	0	0	2	4	17	19	18	5	7	1	0	0	73	0	0	0	3	4	30	40	38	17	10	1	0	0	143			
23:00	0	0	0	0	2	4	15	9	4	3	0	1	0	38	0	0	0	1	2	7	17	18	7	4	0	1	0	57	0	0	0	1	4	11	32	27	11	7	0	2	0	95			
Totals	1	4	13	44	130	716	1,960	2,013	1,015	323	77	32	7	6,335	0	1	23	58	253	950	2,037	1,949	846	270	78	35	6	6,506	0	5	36	102	383	1,666	3,997	3,962	1,861	593	155	67	13	12,841			
% of Totals	0%	0%	0%	1%	2%	11%	31%	32%	16%	5%	1%	0%	0%	100%	0%	0%	0%	1%	4%	15%	31%	30%	13%	4%	1%	1%	0%	100%	0%	0%	0%	1%	3%	13%	31%	31%	14%	5%	1%	1%	0%	100%			

STATISTICS	EASTBOUND														Total	WESTBOUND														Total													
	00:00-12:00	%	Peak Hour	Peak Volume	12:00-24:00	%	Peak Hour	Peak Volume	07:00-09:00	%	Peak Hour	Peak Volume	16:00-18:00	%		Peak Hour	Peak Volume	00:00-12:00	%	Peak Hour	Peak Volume	12:00-24:00	%	Peak Hour	Peak Volume	07:00-09:00	%	Peak Hour	Peak Volume		16:00-18:00	%	Peak Hour	Peak Volume									
00:00 - 12:00	1	1	4	27	63	328	856	923	491	176	30	16	4	2920	0	0	6	24	83	299	667	726	379	113	45	24	6	2372	1	1	10	51	146	627	1523	1649	870	289	75	40	10	5292	
%	0%	0%	0%	0%	1%	5%	14%	15%	8%	3%	0%	0%	0%	46%	0%	0%	0%	0%	1%	5%	11%	11%	6%	2%	1%	0%	0%	37%	0%	0%	0%	1%	2%	10%	24%	26%	14%	5%	1%	1%	0%	84%	
Peak Hour	10:45	7:30	11:45	7:30	7:30	7:15	7:30	7:15	6:30	7:30	3:45	3:00	3:00	7:15	0:00	0:00	9:15	9:30	9:45	11:45	7:15	7:30	7:15	6:15	5:45	5:45	7:30	10:45	7:30	11:45	7:30	7:45	7:30	7:15	6:30	7:15	6:45	5:45	5:45	7:30	7:30		
Peak Volume	1	1	4	11	14	77	193	225	118	38	6	6	2	660	0	0	3	8	16	71	151	173	86	30	17	9	3	508	1	1	7	17	28	140	329	398	194	65	22	9	3	1158	
12:00 - 24:00	0	3	9	17	67	388	1104	1090	524	147	47	16	3	3415	0	1	17	34	170	651	1370	1223	467	157	33	11	0	4134	0	4	26	51	237	1039	2474	2313	991	304	80	27	3	7549	
%	0%	0%	0%	0%	1%	6%	17%	17%	8%	2%	1%	0%	0%	54%	0%	0%	0%	1%	3%	10%	22%	19%	7%	2%	1%	0%	0%	65%	0%	0%	0%	1%	4%	16%	39%	37%	16%	6%	5%	1%	0%	0%	119%
Peak Hour	12:00	12:45	12:00	14:00	13:30	13:30	15:30	15:45	15:00	15:45	15:15	12:00	15:45	12:00	15:30	15:45	12:00	14:30	16:30	16:15	16:30	15:15	16:00	15:45	15:45	12:00	16:30	12:00	12:45	12:15	12:00	14:15	16:15	15:45	16:30	15:15	16:00	15:00	15:15	12:00	15:45		
Peak Volume	0	1	4	7	16	55	181	180	90	26	11	5	1	531	0	1	4	8	31	130	270	229	82	30	7	3	0	746	0	1	7	10	37	169	449	400	172	55	14	7	1	1237	
07:00 - 09:00	0	1	2	12	23	134	339	408	184	66	9	5	1	1184	0	0	1	8	24	102	252	318	150	48	17	8	2	930	0	1	3	20	47	236	591	726	334	114	26	13	3	2114	
%	0%	0%	0%	0%	2%	5%	6%	3%	1%	0%	0%	0%	0%	19%	0%	0%	0%	0%	2%	4%	5%	2%	1%	0%	0%	0%	15%	0%	0%	0%	0%	1%	4%	9%	11%	5%	2%	0%	0%	0%	33%		
Peak Hour	7:00	7:30	7:00	7:30	7:15	7:30	7:15	7																																			

SPEED
Old Placerville Rd Bet Routier Rd & Systems Pkwy

Day: Tuesday
 Date: 2/27/2024

City: Rancho Cordova
 Project #: CA24_070037_013

Time	EASTBOUND										Total	WESTBOUND										Total	TOTALS										Total										
	5 15	15 20	20 25	25 30	30 35	35 40	40 45	45 50	50 55	55 60		60 65	65 70	70 99	5 15	15 20	20 25	25 30	30 35	35 40	40 45		45 50	50 55	55 60	60 65	65 70	70 99	5 15	15 20	20 25	25 30		30 35	35 40	40 45	45 50	50 55	55 60	60 65	65 70	70 99	
0:00	0	0	0	0	0	0	3	2	3	2	0	0	0	10	0	0	0	2	1	2	1	0	1	0	0	0	7	0	0	0	2	1	2	4	2	4	2	4	2	0	0	0	17
0:15	0	0	0	0	1	2	1	1	0	0	0	0	0	5	0	0	0	0	1	1	0	1	0	0	0	0	3	0	0	0	0	2	3	1	2	0	0	0	0	0	8		
0:30	0	0	0	0	0	0	0	2	0	2	0	0	0	4	0	0	0	1	0	3	1	2	1	0	0	8	0	0	0	1	0	3	1	4	1	2	0	0	0	0	12		
0:45	0	0	0	1	0	3	4	0	1	0	0	0	0	9	0	0	0	0	1	1	0	0	1	0	0	4	0	0	0	1	1	4	4	0	2	0	0	1	0	13			
1:00	0	0	0	0	0	4	3	3	0	0	0	0	0	10	0	0	0	0	1	4	0	0	0	0	0	5	0	0	0	0	1	4	8	3	3	0	0	0	0	15			
1:15	0	0	0	0	0	1	3	0	0	0	0	0	0	4	0	0	0	0	2	1	3	0	2	0	0	8	0	0	0	0	0	3	4	3	0	2	0	0	0	12			
1:30	0	0	0	1	0	0	1	0	0	0	0	0	0	2	0	0	0	0	2	1	0	0	0	0	3	0	0	0	1	0	2	2	0	0	0	0	0	0	5				
1:45	0	0	0	0	0	1	2	1	0	0	0	0	0	5	0	0	0	3	0	0	0	1	0	0	0	4	0	0	0	0	3	0	1	3	1	0	0	0	9				
2:00	0	0	0	0	0	0	2	1	0	0	0	0	0	3	0	0	0	1	1	0	2	0	0	0	4	0	0	0	0	1	1	0	4	1	0	0	0	0	7				
2:15	0	0	0	1	0	0	2	1	0	0	0	0	0	4	0	0	0	0	1	1	0	1	0	0	3	0	0	0	1	0	1	3	1	1	0	0	0	0	7				
2:30	0	0	0	0	0	2	2	1	0	0	0	0	0	5	0	0	0	0	2	2	1	0	0	0	5	0	0	0	0	0	0	4	2	0	0	0	0	0	10				
2:45	0	0	0	0	1	0	0	3	0	0	0	0	0	4	0	0	0	0	1	1	1	0	0	0	3	0	0	0	0	1	1	4	0	0	0	0	0	0	7				
3:00	0	0	0	1	1	1	1	3	0	0	0	0	1	8	0	0	0	0	1	2	0	0	0	0	3	0	0	0	1	2	3	3	0	0	0	1	0	11					
3:15	0	0	0	1	1	0	2	3	2	4	0	0	0	13	0	0	0	0	1	0	2	1	0	0	5	0	0	0	1	2	0	4	4	2	4	1	0	0	18				
3:30	0	0	0	0	0	1	5	2	4	1	0	1	0	14	0	0	0	0	1	3	0	4	0	1	0	9	0	0	0	0	1	4	5	6	4	2	0	1	23				
3:45	0	0	0	0	1	1	3	2	5	2	5	4	2	25	0	0	0	0	2	2	1	2	1	0	8	0	0	0	0	1	3	5	3	7	3	5	4	2	33				
4:00	0	0	0	0	2	0	2	1	1	0	0	0	0	8	0	0	0	0	1	0	2	2	0	0	7	0	0	0	0	3	0	4	4	3	1	0	0	15					
4:15	0	0	0	0	0	2	2	2	0	0	0	0	0	6	0	0	0	0	0	2	4	1	0	0	7	0	0	0	0	2	4	6	1	0	0	0	0	13					
4:30	0	0	0	0	1	0	3	5	2	1	1	0	0	13	0	0	0	0	2	1	3	4	4	0	14	0	0	0	0	3	1	6	9	6	1	1	0	0	27				
4:45	0	0	0	0	0	0	3	4	3	4	0	0	0	14	0	0	0	1	0	4	4	7	4	1	25	0	0	0	1	0	4	7	11	7	8	1	0	0	39				
5:00	0	0	0	1	2	0	5	4	4	0	0	0	0	16	0	0	0	0	1	0	2	4	3	0	11	0	0	0	1	3	0	7	8	7	0	1	0	0	27				
5:15	0	0	0	0	2	2	8	4	5	1	0	0	0	22	0	0	1	0	1	8	9	1	3	0	24	0	0	1	0	3	10	17	5	8	1	1	0	0	46				
5:30	0	0	0	0	0	4	13	16	5	4	0	0	0	42	0	0	0	2	2	9	9	11	6	3	42	0	0	0	2	2	13	22	27	11	7	0	0	0	84				
5:45	0	0	0	0	2	2	13	19	13	8	1	0	0	58	0	0	0	2	0	3	10	18	9	4	51	0	0	0	2	2	5	23	37	22	12	2	3	1	109				
6:00	0	0	0	0	3	4	9	21	6	3	0	0	0	46	0	0	0	0	1	3	24	18	13	2	63	0	0	0	0	4	7	33	39	19	5	1	1	0	109				
6:15	0	0	0	0	0	10	16	21	5	1	0	0	0	53	0	0	0	0	0	7	17	21	14	6	72	0	0	0	0	0	17	33	42	19	7	3	3	1	125				
6:30	0	0	0	1	1	10	35	37	30	8	1	0	0	123	0	0	0	0	3	13	22	21	16	9	89	0	0	0	1	4	23	57	58	46	17	3	2	1	212				
6:45	0	0	0	0	1	5	23	42	37	7	2	1	0	118	0	0	0	0	0	13	36	27	21	4	109	0	0	0	0	0	1	18	59	69	58	11	10	1	0	227			
7:00	0	0	1	0	2	17	36	41	18	8	1	0	0	124	0	0	0	0	1	15	35	32	24	8	119	0	0	0	1	0	3	32	71	73	42	16	5	0	0	243			
7:15	0	0	0	0	4	17	40	61	33	8	2	0	0	165	0	0	0	1	2	6	26	39	15	8	101	0	0	0	1	6	23	66	100	48	16	3	2	1	266				
7:30	0	0	0	4	2	13	44	54	21	8	0	1	0	147	0	0	0	2	1	8	34	43	18	6	116	0	0	0	6	3	21	78	97	39	14	4	1	0	263				
7:45	0	0	0	1	3	27	72	59	25	8	0	0	0	195	0	0	0	0	5	18	37	42	25	7	138	0	0	0	1	8	45	109	101	50	15	3	1	0	333				
8:00	0	0	0	2	2	20	33	51	32	11	1	1	0	153	0	0	1	3	2	11	26	49	25	9	130	0	0	1	5	4	31	59	100	57	20	2	3	1	283				
8:15	0	1	1	4	7	12	44	53	21	11	1	0	0	155	0	0	0	1	4	26	39	32	18	2	124	0	1	1	5	11	38	83	85	39	13	2	1	0	279				
8:30	0	0	0	0	1	15	36	42	17	5	2	3	1	122	0	0	0	0	4	11	30	44	17	4	113	0	0	0	0	5	26	66	86	34	9	4	4	1	235				
8:45	0	0	0	1	2	13	34	47	17	7	2	0	0	123	0	0	0	1	5	7	25	37	8	4	89	0	0	0	2	7	20	59	84	25	11	3	1	0	212				
9:00	0	0	0	1	1	17	48	29	17	14	1	1	0	129	0	0	0	0	1	3	18	15	10	4	54	0	0	0	1	2	20	66	44	27	18	1	3	1	183				
9:15	0	0	0	0	1	17	47	41	17	4	1	0	0	128	0	0	1	0	2	3	18	25	17	1	67	0	0	1	0	3	20	65	66	34	5	1	0	0	195				
9:30	0	0	1	0	2	8	27	34	16	3	0	0	0	91	0	0	0	2	3	4	24	13	10	1	57	0	0	1	2	5	12	51	47	26	4	0	0	0	148				
9:45	0	0	0	0	3	11	29	20	13	6	1	0	0	83	0	0	0	1	4	18	19	21	3	5	73	0	0	0	1	7	29	48	41	16	11	3	0	0	156				
10:00	0	0	0	0	1	7	12	20	15	3	2	0	0	60	0	0	0	2	3	6	14	15	5	1	51	0	0	2	3	4	13	26	35	20	4	3	1	0	111				
10:15	0	0	0	0	2	9	19	18	14	2	0	0	0	64	0	0	0	2	3	11	14	23	9	1	64	0	0	0	2	5	20	33	41	23	3	0	1	0	128				
10:30	0	0	0	0	1	8	24	26	12	2	0	0	0	73	0	0	0	0	6	10	23	25	6	3	73	0	0	0	0	7	18	47	51	18	5	0	0	0	146				
10:45	0	0	0	2	4	13	17	26	20	4	3	1	0	93	0	0	0	0	1	10	30	16	11	3	71	0	0	0	2	5	23	47	42	31	7	3	3	1	164				
11:00	0	0	0	0	2	19	33	17	13	4	3	0	0	91	0	0	0	0	4	17	11	16	12	4	66	0	0	0</															

SPEED Old Placerville Rd Bet Routier Rd & Systems Pkwy

Day: Tuesday
Date: 2/27/2024

City: Rancho Cordova
Project #: CA24_070037_013

Time	EASTBOUND										Total	WESTBOUND										Total	TOTALS										Total							
	5 15	15 20	20 25	25 30	30 35	35 40	40 45	45 50	50 55	55 60		60 65	65 70	70 99	5 15	15 20	20 25	25 30	30 35	35 40	40 45		45 50	50 55	55 60	60 65	65 70	70 99	5 15	15 20	20 25	25 30		30 35	35 40	40 45	45 50	50 55	55 60	60 65
12:00	0	0	0	1	2	18	37	28	12	5	0	0	0	0	0	2	2	17	45	28	18	3	1	0	0	116	0	0	0	3	4	35	82	56	30	8	1	0	0	219
12:15	0	0	1	0	3	16	37	30	6	6	0	2	1	0	0	2	3	20	51	40	14	3	0	0	135	0	0	3	2	6	36	88	70	20	9	0	2	1	237	
12:30	0	0	3	1	2	13	26	36	8	1	1	0	0	0	0	3	7	24	38	37	16	3	2	1	131	0	0	3	4	9	37	64	73	24	4	3	1	0	222	
12:45	0	0	0	0	2	7	36	32	17	2	2	0	0	0	0	1	2	14	31	26	10	10	2	0	98	0	0	0	1	4	21	67	58	27	12	4	0	0	194	
13:00	0	0	0	0	2	14	34	37	15	3	1	1	0	0	0	1	0	5	10	33	46	19	3	2	0	119	0	0	1	0	7	24	67	83	34	6	3	1	0	226
13:15	0	0	0	1	2	12	34	32	12	6	0	0	0	0	0	0	4	10	26	19	13	6	0	1	79	0	0	0	1	6	22	60	51	25	12	0	1	0	178	
13:30	0	1	0	0	3	16	33	37	15	1	2	0	0	0	0	3	2	18	33	32	13	6	0	0	107	0	1	0	3	5	34	66	69	28	7	2	0	0	215	
13:45	0	0	0	0	7	10	34	30	12	2	1	0	0	0	0	0	1	7	27	46	10	4	1	0	96	0	0	0	0	8	17	61	76	22	6	2	0	0	192	
14:00	0	0	0	4	3	12	29	23	13	6	1	1	0	0	0	2	0	2	14	29	28	17	5	0	97	0	0	2	4	5	26	58	51	30	11	1	1	0	189	
14:15	0	0	0	1	3	17	25	22	12	2	0	0	0	0	0	0	4	16	29	21	12	6	1	0	89	0	0	0	1	7	33	54	43	24	8	1	0	0	171	
14:30	0	0	1	1	1	5	43	41	12	5	1	1	0	0	0	1	5	18	28	17	14	5	0	0	88	0	0	1	2	6	23	71	58	26	10	1	1	0	199	
14:45	0	0	0	1	2	11	31	38	23	6	0	1	0	0	0	1	0	13	20	42	32	10	1	0	119	0	0	1	1	15	31	73	70	33	7	0	1	0	232	
15:00	0	0	0	1	1	10	18	38	16	7	4	0	0	0	0	1	8	19	37	25	10	5	1	1	107	0	0	0	2	9	29	55	63	26	12	5	1	0	202	
15:15	0	1	2	0	1	5	23	35	23	5	3	2	1	0	0	1	2	5	7	35	37	16	3	0	106	0	1	3	2	6	12	58	72	39	8	3	2	1	207	
15:30	0	0	0	0	1	7	43	38	26	6	3	1	0	0	0	1	0	4	21	45	71	28	7	1	178	0	0	1	0	5	28	88	109	54	13	4	1	0	303	
15:45	0	0	0	0	1	12	46	46	25	7	1	1	0	0	0	0	0	5	13	53	39	19	4	1	135	0	0	0	0	6	25	99	85	44	11	2	2	0	274	
16:00	0	0	0	0	1	15	43	49	16	6	0	1	0	0	0	1	8	29	75	55	19	6	1	1	195	0	0	0	1	9	44	118	104	35	12	1	2	0	326	
16:15	0	0	0	0	2	15	49	36	23	6	1	0	0	0	0	1	0	5	1	25	58	49	10	6	2	157	0	1	0	5	3	40	107	85	33	12	3	0	0	289
16:30	0	0	0	0	0	10	42	49	18	7	2	1	0	0	0	4	0	4	33	83	58	22	11	3	1	219	0	0	4	0	4	43	125	107	40	18	5	2	0	348
16:45	0	0	0	0	0	8	40	45	22	6	1	0	0	0	0	1	3	23	50	45	22	7	1	0	122	0	0	0	1	3	31	90	90	44	13	2	0	0	274	
17:00	0	0	0	0	1	7	35	40	18	5	2	0	0	0	0	0	8	48	79	55	14	0	0	0	202	0	0	0	0	0	9	55	114	95	32	5	2	0	0	312
17:15	0	0	0	0	2	11	38	37	14	4	1	0	0	0	0	1	6	26	43	71	19	5	0	0	171	0	0	0	1	8	37	81	108	33	9	1	0	0	278	
17:30	0	0	0	0	2	8	27	33	24	4	2	1	1	0	0	4	24	47	41	15	4	1	1	0	137	0	0	0	0	6	32	74	74	39	8	3	2	1	239	
17:45	0	0	0	0	1	8	33	14	17	6	3	0	0	0	0	0	2	10	22	40	13	6	3	0	96	0	0	0	0	3	18	55	54	30	12	6	0	0	178	
18:00	0	0	0	0	0	6	24	27	10	0	0	0	0	0	0	5	13	38	39	13	4	1	0	0	113	0	0	0	0	5	19	62	66	23	4	1	0	0	180	
18:15	0	0	1	0	3	11	27	27	13	2	1	1	0	0	0	0	4	10	35	23	9	3	1	0	85	0	0	1	0	7	21	62	50	22	5	2	1	0	171	
18:30	0	0	0	0	1	7	34	15	11	0	2	0	0	0	0	1	2	17	35	15	6	2	0	0	78	0	0	0	1	3	24	69	30	17	2	2	0	0	148	
18:45	0	0	0	0	3	6	17	14	9	1	1	0	0	0	0	2	0	11	28	24	34	4	2	1	106	0	0	0	2	0	14	34	41	48	13	3	2	0	0	157
19:00	0	0	1	2	3	10	20	10	7	3	2	0	0	0	0	6	10	30	16	6	4	0	0	0	72	0	0	1	2	9	20	50	26	13	7	2	0	0	130	
19:15	0	0	0	0	0	4	16	14	8	2	1	0	0	0	0	1	1	2	15	21	14	8	4	2	1	69	0	0	1	1	2	19	37	28	16	6	3	1	0	114
19:30	0	0	0	0	1	12	11	24	6	3	0	1	0	0	0	7	6	15	8	7	1	0	0	0	45	0	0	1	0	8	18	26	32	13	4	0	1	0	103	
19:45	0	0	0	0	0	5	16	11	5	0	1	0	0	0	0	2	4	11	10	9	3	1	1	0	41	0	0	0	2	4	16	26	20	8	1	2	0	0	79	
20:00	0	1	0	1	3	7	9	9	3	3	0	0	0	0	0	2	9	12	12	3	1	0	0	0	39	0	1	0	1	5	16	21	21	6	4	0	0	0	75	
20:15	0	0	0	0	2	3	13	9	5	1	0	0	0	0	0	4	8	8	14	4	0	0	1	0	39	0	0	0	0	6	11	21	23	9	1	0	0	72		
20:30	0	0	0	1	1	7	6	8	6	2	1	0	0	0	0	1	3	9	12	10	5	2	1	0	44	0	0	1	2	4	16	18	11	4	2	0	0	76		
20:45	0	0	0	0	0	8	11	14	7	1	2	0	0	0	0	1	2	5	17	11	5	1	0	0	42	0	0	0	1	2	13	28	25	12	2	2	0	0	85	
21:00	0	0	0	1	1	6	2	9	9	2	1	0	0	0	0	1	5	10	10	3	0	1	0	0	30	0	0	0	1	2	11	12	19	12	2	2	0	0	61	
21:15	0	0	0	0	0	4	14	6	3	1	0	0	0	0	0	1	5	11	8	3	0	1	0	0	29	0	0	0	0	1	9	25	14	6	1	1	0	0	57	
21:30	0	0	0	0	1	4	10	10	3	5	2	0	0	0	0	0	3	14	3	2	1	0	1	0	24	0	0	0	0	1	7	24	13	5	6	2	1	0	59	
21:45	0	0	0	0	1	4	2	8	4	1	1	0	0	0	0	2	2	7	3	3	1	1	0	0	19	0	0	0	2	3	11	5	11	5	2	1	0	0	40	
22:00	0	0	0	1	0	6	5	7	3	1	0	0	0	0	0	1	1	4	5	5	1	3	1	0	21	0	0	0	2	1	10	10	12	4	4	1	0	0	44	
22:15	0	0	0	0	0	2	5	3	5	1	0	0	0	0	0	1	3	6	5	6	2	2	0	0	25	0	0	0	1	3	8	10	9	7	3	0	0	0	41	
22:30	0	0	0	0	0	3	4	4	1	1	0	0	0	0	0	0	5	4	4	1	1	0	0	0	15	0	0	0	0	0	8	8	8	2	2	0	0	0	28	
22:45	0	0	0	0	0	2	7	6	3	0	0	0	0	0	0	0	2	5	3	1	1	0	0	0	12	0	0	0	0	4	12	9	4	1	0	0	0	0	30	
23:00	0	0	0	0																																				

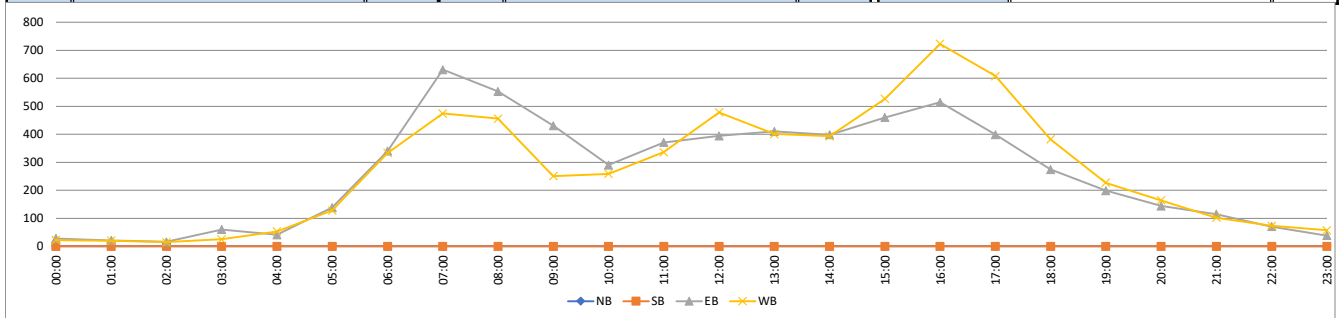
VOLUME

Old Placerville Rd Bet Routier Rd & Systems Pkwy

Day: Tuesday
Date: 2/27/2024

City: Rancho Cordova
Project #: CA24_070037_013

DAILY TOTALS						NB	SB	EB	WB	Total	DAILY TOTALS							
						0	0	6,335	6,506	12,841								
15-Minutes Interval											Hourly Intervals							
TIME	NB	SB	EB	WB	TOTAL	TIME	NB	SB	EB	WB	TOTAL	TIME	NB	SB	EB	WB	TOTAL	
0:00			10	7	17	12:00			103	116	219	00:00	01:00			28	22	50
0:15			5	3	8	12:15			102	135	237	01:00	02:00			21	20	41
0:30			4	8	12	12:30			91	131	222	02:00	03:00			16	15	31
0:45			9	4	13	12:45			98	96	194	03:00	04:00			60	25	85
1:00			10	5	15	13:00			107	119	226	04:00	05:00			41	53	94
1:15			4	8	12	13:15			99	79	178	05:00	06:00			138	128	266
1:30			2	3	5	13:30			108	107	215	06:00	07:00			340	333	673
1:45			5	4	9	13:45			96	96	192	07:00	08:00			631	474	1105
2:00			3	4	7	14:00			92	97	189	08:00	09:00			553	456	1009
2:15			4	3	7	14:15			82	89	171	09:00	10:00			431	251	682
2:30			5	5	10	14:30			111	88	199	10:00	11:00			290	259	549
2:45			4	3	7	14:45			113	119	232	11:00	12:00			371	336	707
3:00			8	3	11	15:00			95	107	202	12:00	13:00			394	478	872
3:15			13	5	18	15:15			101	106	207	13:00	14:00			410	401	811
3:30			14	9	23	15:30			125	178	303	14:00	15:00			398	393	791
3:45			25	8	33	15:45			139	135	274	15:00	16:00			460	526	986
4:00			8	7	15	16:00			131	195	326	16:00	17:00			514	723	1237
4:15			6	7	13	16:15			132	157	289	17:00	18:00			399	608	1007
4:30			13	14	27	16:30			129	219	348	18:00	19:00			274	382	656
4:45			14	25	39	16:45			122	152	274	19:00	20:00			199	227	426
5:00			16	11	27	17:00			108	204	312	20:00	21:00			144	164	308
5:15			22	24	46	17:15			107	171	278	21:00	22:00			115	102	217
5:30			42	42	84	17:30			102	137	239	22:00	23:00			70	73	143
5:45			58	51	109	17:45			82	96	178	23:00	00:00			38	57	95
6:00			46	63	109	18:00			67	113	180	STATISTICS						
6:15			53	72	125	18:15			86	85	171							
6:30			123	89	212	18:30			70	78	148	Peak Period	00:00	to	12:00			
6:45			118	109	227	18:45			51	106	157	Volume				2920	2372	5292
7:00			124	119	243	19:00			58	72	130	Peak Hour				7:15	7:30	7:30
7:15			165	101	266	19:15			45	69	114	Peak Volume				660	508	1158
7:30			147	116	263	19:30			58	45	103	Peak Hour Factor				0.846	0.920	0.869
7:45			195	138	333	19:45			38	41	79	Peak Period	12:00	to	00:00			
8:00			153	130	283	20:00			36	39	75	Volume				3415	4134	7549
8:15			155	124	279	20:15			33	39	72	Peak Hour				15:45	16:30	15:45
8:30			122	113	235	20:30			32	44	76	Peak Volume				531	746	1237
8:45			123	89	212	20:45			43	42	85	Peak Hour Factor				0.955	0.852	0.889
9:00			129	54	183	21:00			31	30	61	Peak Period	07:00	to	09:00			
9:15			128	67	195	21:15			28	29	57	Volume				1184	930	2114
9:30			91	57	148	21:30			35	24	59	Peak Hour				7:15	7:30	7:30
9:45			83	73	156	21:45			21	19	40	Peak Volume				660	508	1158
10:00			60	51	111	22:00			23	21	44	Peak Hour Factor				0.846	0.920	0.869
10:15			64	64	128	22:15			16	25	41	Peak Period	16:00	to	18:00			
10:30			73	73	146	22:30			13	15	28	Volume				913	1331	2244
10:45			93	71	164	22:45			18	12	30	Peak Hour				16:00	16:30	16:00
11:00			91	66	157	23:00			10	18	28	Peak Volume				514	746	1237
11:15			95	86	181	23:15			7	12	19	Peak Hour Factor				0.973	0.852	0.889
11:30			87	92	179	23:30			10	16	26							
11:45			98	92	190	23:45			11	11	22							
TOTALS	0	0	2920	2372	5292	TOTALS	0	0	3415	4134	7549							
SPLIT %	0%	0%	55%	45%	41%	SPLIT %	0%	0%	45%	55%	59%							



SPEED

Old Placerville Rd Bet Schriever Ave & Rockingham Dr

Day: Tuesday
Date: 2/27/2024

City: Rancho Cordova
Project #: CA24_070037_014

Time	NORTHBOUND														Total	SOUTHBOUND														Total	TOTALS														Total
	5	15	20	25	30	35	40	45	50	55	60	65	70	70		5	15	20	25	30	35	40	45	50	55	60	65	70	70		5	15	20	25	30	35	40	45	50	55	60	65	70	70	
	15	20	25	30	35	40	45	50	55	60	65	70	99	15		20	25	30	35	40	45	50	55	60	65	70	99	15	20		25	30	35	40	45	50	55	60	65	70	99				
0:00	0	0	2	2	5	8	9	3	0	0	0	0	0	29	0	0	0	4	6	5	4	2	0	0	0	0	21	0	0	2	6	11	13	13	45	5	0	0	0	0	0	0	50		
1:00	0	0	1	2	3	5	5	2	1	0	0	0	0	19	0	0	0	2	2	5	4	2	0	0	0	0	15	0	0	1	4	5	10	9	4	1	0	0	0	0	0	34			
2:00	0	0	0	0	1	6	1	1	0	0	0	0	0	9	0	1	0	2	1	5	5	3	0	0	0	0	17	0	1	0	2	2	11	6	4	0	0	0	0	0	26				
3:00	0	0	0	1	0	1	2	3	1	2	1	0	0	11	0	0	0	0	2	5	18	16	8	3	0	0	52	0	0	0	1	2	6	20	19	9	5	1	0	0	0	63			
4:00	0	0	1	0	3	1	8	4	1	0	1	0	0	19	0	0	1	1	4	14	14	8	5	2	0	0	43	0	0	2	1	4	5	22	18	6	2	1	1	0	0	62			
5:00	0	1	5	2	2	19	22	16	6	0	0	1	0	74	0	0	0	2	2	32	63	38	15	5	2	0	159	0	1	5	4	4	51	85	54	21	5	2	1	0	233				
6:00	1	1	4	3	13	32	48	38	14	5	0	0	1	160	0	1	4	2	13	53	119	106	41	15	1	0	355	1	2	8	5	26	85	167	144	55	20	1	0	1	515				
7:00	1	1	4	11	26	79	112	64	21	9	1	0	0	329	1	3	1	8	29	126	233	114	48	4	0	0	567	2	4	5	19	55	205	345	178	69	13	1	0	0	896				
8:00	1	1	6	6	18	54	80	90	40	9	2	1	1	309	0	0	3	5	24	76	171	160	101	18	2	1	0	561	1	1	9	11	42	130	251	250	141	27	4	2	1	870			
9:00	4	2	6	7	26	63	89	68	33	12	5	1	1	317	1	3	2	4	11	25	86	90	48	12	1	1	285	5	5	8	11	37	88	175	158	81	24	6	2	2	602				
10:00	2	0	3	6	23	47	78	48	29	3	1	0	1	241	1	2	1	3	12	32	72	85	42	17	4	3	1	275	3	2	4	9	35	79	150	133	71	20	5	3	2	516			
11:00	1	3	6	11	31	77	98	72	33	7	3	1	1	344	0	2	2	7	5	10	42	78	101	56	15	3	3	322	1	5	13	16	41	119	176	173	89	22	6	4	1	666			
12:00	2	2	7	11	42	90	103	73	30	7	3	0	0	370	1	5	2	3	16	60	98	121	57	12	5	1	0	381	3	7	9	14	58	150	201	194	87	19	8	1	0	751			
13:00	1	1	2	5	28	89	82	57	30	19	4	1	0	319	1	0	2	4	13	49	94	105	65	18	4	2	0	357	2	1	4	9	41	138	176	162	95	37	8	3	0	676			
14:00	0	0	2	4	28	83	126	79	32	14	3	1	0	372	2	3	5	5	10	44	74	109	54	18	1	1	0	326	2	3	7	9	38	127	200	188	86	32	4	2	0	698			
15:00	0	0	4	8	37	125	159	117	39	19	4	1	1	514	1	2	4	3	17	45	122	102	77	20	3	0	0	396	1	2	8	11	54	170	281	219	116	39	7	1	1	910			
16:00	2	1	4	12	57	185	236	97	30	14	3	1	1	643	1	3	7	1	12	58	113	160	80	18	1	1	0	455	3	4	11	13	69	243	349	257	110	32	4	2	1	1098			
17:00	0	2	1	21	58	108	147	82	29	9	3	0	1	461	0	2	2	1	6	34	131	134	60	14	3	0	0	387	0	4	3	22	64	142	278	216	89	23	6	0	1	848			
18:00	0	0	2	5	30	82	91	53	21	6	1	0	1	292	1	0	4	1	8	36	123	85	45	10	3	0	1	317	1	0	6	6	38	118	214	138	66	16	4	0	2	609			
19:00	0	0	0	10	22	58	79	42	18	3	2	0	1	235	0	3	4	3	9	29	44	46	20	12	0	0	0	170	0	3	4	13	31	87	123	88	38	15	2	0	1	405			
20:00	0	0	0	3	19	47	47	23	15	1	0	0	0	155	0	1	0	4	4	15	37	37	20	6	3	0	0	127	0	1	0	7	23	62	84	60	35	7	3	0	0	282			
21:00	0	0	0	2	15	26	28	25	9	2	0	1	1	109	0	1	0	4	4	14	28	23	12	4	1	0	0	91	0	1	0	6	19	40	56	48	21	6	1	1	1	200			
22:00	0	0	0	1	3	9	15	21	4	1	0	0	0	54	0	1	0	5	4	9	18	21	4	2	1	1	0	66	0	1	0	6	7	18	33	42	8	3	1	1	0	120			
23:00	0	0	0	2	4	4	10	5	2	2	0	0	0	29	0	1	0	2	5	5	13	10	4	0	0	0	1	41	0	1	0	4	9	9	23	15	6	2	0	0	1	70			
Totals	15	15	60	135	494	1,298	1,675	1,083	438	144	37	9	11	5,414	10	34	49	74	221	808	1,762	1,684	862	225	38	15	4	5,786	25	49	109	209	715	2,106	3,437	2,767	1,300	369	75	24	15	11,200			
% of Totals	0%	0%	1%	2%	9%	24%	31%	20%	8%	3%	1%	0%	0%	100%	0%	1%	1%	1%	4%	14%	30%	29%	15%	4%	1%	0%	0%	100%	0%	0%	1%	2%	6%	19%	31%	25%	12%	3%	1%	0%	0%	100%			

STATISTICS	NORTHBOUND														Total	SOUTHBOUND														Total												
	00:00-12:00	%	Peak Hour	Peak Volume	12:00-24:00	%	Peak Hour	Peak Volume	07:00-09:00	%	Peak Hour	Peak Volume	16:00-18:00	%		Peak Hour	Peak Volume	00:00-12:00	%	Peak Hour	Peak Volume	12:00-24:00	%	Peak Hour	Peak Volume	07:00-09:00	%	Peak Hour	Peak Volume		16:00-18:00	%	Peak Hour	Peak Volume								
00:00 - 12:00	10	9	38	51	151	392	552	409	179	47	14	4	5	1861	3	12	19	38	113	410	867	731	364	91	13	9	2	2672	13	21	57	89	264	802	1419	1140	543	138	27	13	7	4533
%	0%	0%	1%	1%	3%	7%	10%	8%	3%	1%	0%	0%	0%	34%	0%	0%	0%	1%	2%	8%	16%	14%	7%	2%	0%	0%	0%	49%	0%	0%	1%	2%	5%	15%	26%	21%	10%	3%	0%	0%	0%	84%
Peak Hour	8:30	11:30	11:30	11:30	11:45	11:30	8:00	8:15	7:15	8:45	8:15	10:15	11:30	9:30	9:30	11:00	7:15	7:15	7:00	7:15	8:00	9:45	9:45	10:30	8:15	7:30	9:00	11:30	11:15	11:15	7:15	7:15	7:15	8:00	8:00	7:45	8:30	10:30	10:15	7:30	7:30	
Peak Volume	4	4	8	14	50	102	112	90	43	12	5	2	2	408	2	5	7	10	35	126	237	160	101	20	4	5	1	615	5	7	14	20	63	209	347	250	141	27	7	5	3	966
12:00 - 24:00	5	6	22	84	343	906	1233	674	259	97	23	5	6	3553	7	22	30	36	108	398	895	953	498	134	25	6	2	3114	12	28	52	120	451	1304	2018	1627	757	231	48	11	8	6667
%	0%	0%	0%	2%	6%	17%	21%	12%	5%	2%	0%	0%	0%	66%	0%	0%	1%	1%	2%	7%	17%	18%	9%	2%	0%	0%	58%	0%	1%	1%	2%	8%	24%	37%	30%	14%	4%	1%	0%	0%	123%	
Peak Hour	12:00	12:15	12:00	16:30	15:45	15:45	16:00	15:30	15:15	12:15	13:15	15:30	15:45	13:45	12:00	16:15	13:15	12:45	16:30	17:15	16:15	16:15	14:45	12:30	13:00	18:00	16:30	12:00	12:00	16:15	17:00	15:45	16:00	15:45	16:15	15:30	14:45	12:30	13:15	15:30	15:45	
Peak Volume	2	3	7	21	66	186	236	117	44	20	5	2	2	662	2	5	8	7	17	62	135	169	86	24	7	1	473	3	7	12	22	77	243	358	268	124	39	11	4	2	1099	
07:00 - 09:00	2	2	10	17	44	133	192	154	61	18	3	1	1	638	1	3	4	13	53	202	404	274	149	22	2	1	0	1128	3	5	14	30	97	335	596	428	210	40	5	2	1	1766
%	0%	0%	0%	0%	1%	2%	4%	3%	1%	0%	0%	0%	0%	12%	0%	0%	0%	0%	1%	4%	7%	5%	3%	0%	0%	0%	21%	0%	0%	0%	1%	2%	6%	11%	8%	4%	1%	0%	0%	0%	33%	
Peak Hour	7:00	7:00	7:15	7:00	7:00	7:15	7:00	8:00	8:00	7:15	7:45	7:30	7:30	7:15	7:00	8:00	7:15	7:15	7:00	7:15	8:00	8:00	8:00	7:45	7:45	7:30	7:30	7:00	7:													

SPEED

Old Placerville Rd Bet Schriever Ave & Rockingham Dr

Day: Tuesday
Date: 2/27/2024

City: Rancho Cordova
Project #: CA24_070037_014

Time	NORTHBOUND										Total	SOUTHBOUND										Total	TOTALS										Total								
	5 15	15 20	20 25	25 30	30 35	35 40	40 45	45 50	50 55	55 60		60 65	65 70	70 99	5 15	15 20	20 25	25 30	30 35	35 40	40 45		45 50	50 55	55 60	60 65	65 70	70 99	5 15	15 20	20 25	25 30		30 35	35 40	40 45	45 50	50 55	55 60	60 65	65 70
0:00	0	0	1	0	1	2	2	1	0	0	0	0	7	0	0	0	1	3	1	1	0	0	0	0	6	0	0	1	1	4	3	3	1	0	0	0	0	0	0	13	
0:15	0	0	0	0	3	2	2	0	0	0	0	0	7	0	0	0	0	2	1	0	0	0	0	0	3	0	0	0	0	5	3	2	0	0	0	0	0	0	10		
0:30	0	0	1	1	0	1	1	0	0	0	0	0	5	0	0	0	2	1	2	1	0	0	0	0	6	0	0	1	3	1	3	2	1	0	0	0	0	0	11		
0:45	0	0	0	1	1	3	4	1	0	0	0	0	10	0	0	0	1	0	1	2	2	0	0	0	6	0	0	0	2	1	4	6	3	0	0	0	0	0	16		
1:00	0	0	0	2	1	2	3	1	0	0	0	0	9	0	0	0	2	1	2	1	0	0	0	0	6	0	0	0	4	2	4	4	1	0	0	0	0	0	15		
1:15	0	0	0	0	2	2	1	1	0	0	0	0	6	0	0	0	0	2	3	2	0	0	0	0	7	0	0	0	0	2	4	4	3	0	0	0	0	0	13		
1:30	0	0	1	0	0	1	0	0	0	0	0	0	2	0	0	0	0	1	0	0	0	0	0	0	1	0	0	1	0	2	0	0	0	0	0	0	0	3	3		
1:45	0	0	0	0	0	0	1	0	1	0	0	0	2	0	0	0	0	1	0	0	0	0	0	0	1	0	0	0	1	0	1	0	1	0	0	0	0	0	3		
2:00	0	0	0	0	0	2	1	1	0	0	0	0	4	0	0	0	0	1	1	2	0	0	0	0	4	0	0	0	0	1	3	3	1	0	0	0	0	0	8		
2:15	0	0	0	0	1	1	0	0	0	0	0	0	2	0	0	0	1	0	2	0	1	0	0	0	4	0	0	0	1	1	3	0	1	0	0	0	0	0	6		
2:30	0	0	0	0	0	2	0	0	0	0	0	0	2	0	1	0	0	0	2	2	0	0	0	0	5	0	1	0	0	0	4	2	0	0	0	0	0	0	7		
2:45	0	0	0	0	0	1	0	0	0	0	0	0	1	0	0	0	1	0	0	1	2	0	0	0	4	0	0	0	1	0	1	2	0	0	0	0	0	0	5		
3:00	0	0	0	0	0	0	1	0	0	0	0	0	1	0	0	0	0	0	2	3	1	1	0	0	7	0	0	0	0	0	0	3	3	1	1	0	0	0	8		
3:15	0	0	0	0	0	1	1	0	1	0	0	0	3	0	0	0	0	1	4	4	1	0	0	0	10	0	0	0	0	0	2	5	4	2	0	0	0	0	13		
3:30	0	0	0	0	0	0	0	1	0	1	0	0	3	0	0	0	0	2	5	2	2	0	0	0	13	0	0	0	0	2	2	5	3	2	1	1	0	0	16		
3:45	0	0	0	1	0	0	0	2	0	1	0	0	4	0	0	0	0	2	7	7	4	2	0	0	22	0	0	0	1	0	2	7	9	4	3	0	0	0	26		
4:00	0	0	0	0	1	1	0	0	1	0	0	0	3	0	0	1	0	0	1	4	3	1	0	0	10	0	0	1	0	2	4	4	1	0	0	0	0	13			
4:15	0	0	1	0	1	0	0	1	1	0	1	0	5	0	0	0	0	0	1	2	1	0	0	0	4	0	0	1	0	1	0	1	3	2	0	1	0	9			
4:30	0	0	0	0	1	0	4	1	0	0	0	0	6	0	0	0	1	0	0	7	2	1	0	0	11	0	0	0	1	1	0	11	3	1	0	0	0	17			
4:45	0	0	0	0	0	0	4	1	0	0	0	0	5	0	0	0	0	1	3	2	7	2	0	0	18	0	0	0	0	1	3	6	8	2	2	0	1	0	23		
5:00	0	0	1	0	1	1	2	3	0	0	0	0	8	0	0	0	0	0	2	5	6	1	0	0	14	0	0	1	0	1	3	7	9	1	0	0	0	22			
5:15	0	0	2	0	1	3	0	0	3	0	0	0	9	0	0	0	0	2	13	10	5	3	2	0	35	0	0	2	0	3	16	10	5	6	2	0	0	44			
5:30	0	1	0	1	0	8	7	4	1	0	0	0	22	0	0	0	1	0	9	21	10	6	0	0	47	0	1	0	2	0	17	28	14	7	0	0	0	69			
5:45	0	0	2	1	0	7	13	9	2	0	0	0	35	0	0	0	1	0	8	27	17	5	3	2	63	0	0	2	2	0	15	40	26	7	3	2	1	98			
6:00	1	0	1	1	2	7	10	4	2	0	0	0	29	0	1	1	1	2	9	20	23	10	1	0	68	1	1	2	2	4	16	30	27	12	1	0	0	1	97		
6:15	0	0	1	0	4	5	8	9	4	0	0	0	31	0	0	1	1	3	15	33	21	13	3	0	90	0	0	2	1	7	20	41	30	17	3	0	0	121			
6:30	0	0	1	0	5	7	18	13	2	2	0	0	48	0	0	2	0	3	10	25	27	12	3	0	82	0	0	3	0	8	17	43	40	14	5	0	0	130			
6:45	0	1	1	2	2	13	12	12	6	3	0	0	52	0	0	0	0	5	19	41	35	6	8	1	0	115	0	1	1	2	7	32	53	47	12	11	1	0	167		
7:00	0	0	0	2	6	13	22	11	2	1	0	0	57	0	1	0	0	5	26	39	39	21	1	0	0	132	0	1	0	2	11	39	61	50	23	2	0	0	189		
7:15	0	1	1	3	6	25	33	14	4	2	0	0	89	0	1	0	3	9	33	53	16	8	2	0	0	125	0	2	1	6	15	58	86	30	12	4	0	0	214		
7:30	1	0	2	2	6	20	28	18	4	1	0	0	82	1	1	1	1	4	28	69	34	10	1	0	0	150	2	1	3	3	10	48	97	52	14	2	0	0	232		
7:45	0	0	1	4	8	21	29	21	11	5	1	0	101	0	0	0	4	11	39	72	25	9	0	0	0	160	0	0	1	8	19	60	101	46	20	5	1	0	261		
8:00	0	0	2	1	6	18	20	22	8	4	0	0	81	0	0	1	2	11	25	43	40	38	4	0	0	164	0	0	3	3	17	43	63	62	46	8	0	0	245		
8:15	0	0	1	2	3	17	20	27	13	1	1	1	87	0	0	0	0	3	23	51	40	20	4	0	0	141	0	0	1	2	6	40	71	67	33	5	1	1	228		
8:30	1	1	1	2	6	9	25	15	7	2	1	0	70	0	0	1	1	8	14	31	38	30	7	2	1	133	1	1	2	3	14	23	56	53	37	9	3	1	203		
8:45	0	0	2	1	3	10	15	26	12	2	0	0	71	0	0	1	2	2	14	46	42	13	3	0	0	123	0	0	3	3	5	24	61	68	25	5	0	0	194		
9:00	0	2	1	2	8	17	20	16	11	3	2	1	83	0	0	0	0	1	4	31	19	9	3	0	0	1	68	0	2	1	2	9	21	51	35	20	6	2	1	151	
9:15	3	0	0	0	7	25	26	18	10	5	1	0	95	0	0	0	1	5	5	20	28	12	2	1	0	74	3	0	0	1	12	30	46	46	22	7	2	0	169		
9:30	1	0	3	4	7	13	25	22	5	2	2	0	84	0	1	0	3	1	7	16	23	11	2	0	0	65	1	1	3	7	8	20	41	45	16	4	2	1	149		
9:45	0	0	2	1	4	8	18	12	7	2	0	0	55	1	2	2	0	4	9	19	20	16	5	0	0	78	1	2	4	1	8	17	37	32	23	7	0	0	133		
10:00	0	0	1	3	5	11	21	9	6	1	0	0	57	0	0	0	1	4	7	19	22	4	6	1	1	0	65	0	0	1	4	9	18	40	31	10	7	1	1	122	
10:15	0	0	0	1	7	13	19	13	7	0	1	0	61	1	2	1	0	2	7	15	16	12	3	2	0	0	61	1	2	1	1	9	20	34	29	19	3	0	0	122	
10:30	1	0	1	1	3	11	13	9	9	1	0	0	49	0	0	0	0	1	9	20	23	9	6	1	1	1	71	1	0	1	1	4	20	33	32	18	7	1	1	150	
10:45	1	0	1	1	8	12	25	17	7	1	0	0	74	0	0	0	2	5	9	18	24	17	2	0	0	78	1	0	1	3	13	21	43	41	24	3	0	1	1	122	
11:00	0	0	1	1	7	20	22	15	7	3	1	0	78	0	0	2	1	2	6	8	15	13	4	0	2	0	53	0	0	3	2	9	26	30	30	20	7	1	2	1	131
11:15																																									

SPEED

Old Placerville Rd Bet Schriever Ave & Rockingham Dr

Day: Tuesday
Date: 2/27/2024

City: Rancho Cordova
Project #: CA24_070037_014

Time	NORTHBOUND										Total	SOUTHBOUND										Total	TOTALS										Total											
	5	15	20	25	30	35	40	45	50	55		60	65	70	70	99	5	15	20	25	30		35	40	45	50	55	60	65	70	70	99		5	15	20	25	30	35	40	45	50	55	60
12:00	0	0	3	3	17	34	31	26	12	0	0	0	0	126	0	1	1	0	4	19	25	14	18	6	0	1	0	89	0	1	4	3	21	53	56	40	30	6	0	1	0	215		
12:15	0	2	1	6	10	22	27	20	7	3	2	0	0	100	1	0	0	1	4	12	21	41	12	4	1	0	0	96	1	2	1	6	14	34	48	61	19	7	3	0	0	196		
12:30	1	0	2	1	11	11	18	15	5	0	1	0	0	65	0	0	1	2	15	25	33	13	1	1	0	0	92	1	0	3	2	13	26	43	48	18	1	2	0	0	157			
12:45	1	0	1	1	4	23	27	12	6	4	0	0	0	79	0	4	0	2	6	14	27	33	14	1	3	0	0	104	1	4	1	3	10	37	54	45	20	5	3	0	0	183		
13:00	0	1	1	1	3	26	19	7	4	2	0	0	0	83	0	0	1	0	4	13	35	27	11	4	0	1	0	96	0	1	2	1	7	39	54	46	18	8	2	1	0	179		
13:15	0	0	0	1	11	32	18	13	5	5	1	1	0	87	0	0	0	2	3	11	21	19	19	3	3	0	0	81	0	0	0	3	14	43	39	32	24	8	4	1	0	168		
13:30	1	0	0	2	6	17	21	12	11	6	0	0	0	76	1	0	1	0	4	13	24	29	19	5	0	0	0	96	2	0	1	2	10	30	45	41	30	11	0	0	0	172		
13:45	0	0	1	1	8	14	24	13	7	4	1	0	0	73	0	0	0	2	2	12	14	30	16	6	1	1	0	84	0	0	1	3	10	26	38	43	23	10	2	1	0	157		
14:00	0	0	1	0	3	21	22	21	7	1	0	1	0	77	0	2	2	3	3	7	11	26	15	2	0	1	0	72	0	2	3	3	6	28	33	47	22	3	0	2	0	149		
14:15	0	0	0	2	5	19	41	18	6	3	0	0	0	94	0	0	3	2	3	9	16	33	9	4	0	0	0	79	0	0	3	4	8	28	57	51	15	7	0	0	0	173		
14:30	0	0	0	0	9	17	33	17	10	4	3	0	0	93	2	1	0	0	1	18	16	28	14	5	1	0	0	86	2	1	0	0	10	35	49	45	24	9	4	0	0	179		
14:45	0	0	1	2	11	26	30	23	9	6	0	0	0	108	0	0	0	0	3	10	31	22	16	7	0	0	0	89	0	0	1	2	14	36	61	45	25	13	0	0	0	197		
15:00	0	0	1	3	8	22	35	32	6	3	0	0	0	110	0	0	0	1	1	12	31	23	15	6	1	0	0	90	0	0	1	4	9	34	66	55	21	9	1	0	0	200		
15:15	0	0	1	2	10	35	30	24	5	3	1	0	0	111	0	0	1	1	5	12	31	24	13	3	1	0	0	91	0	0	2	3	15	47	61	48	18	6	2	0	0	202		
15:30	0	0	1	3	5	34	43	34	11	3	2	1	1	138	1	1	1	0	8	12	24	23	23	8	0	0	0	101	1	1	2	3	13	46	67	57	34	11	2	1	1	239		
15:45	0	0	1	0	14	34	51	27	17	10	1	0	0	155	0	1	2	1	3	9	36	32	26	3	1	0	0	114	0	1	3	1	17	43	87	59	43	13	2	0	0	269		
16:00	0	0	1	3	28	57	66	20	8	4	1	1	0	189	1	0	1	0	1	10	38	34	13	2	0	0	0	100	1	0	2	3	29	67	104	54	21	6	1	1	0	289		
16:15	0	0	0	2	7	48	72	20	8	3	0	0	1	161	0	0	0	1	1	8	24	49	18	5	1	0	0	107	0	0	0	3	8	56	96	69	26	8	1	0	1	268		
16:30	2	0	1	6	17	47	45	29	7	3	0	0	0	157	0	2	4	0	6	12	26	34	23	9	0	0	0	116	2	2	5	6	23	59	71	63	30	12	0	0	0	273		
16:45	0	1	2	1	5	33	53	28	7	4	2	0	0	136	0	1	2	0	4	28	25	43	26	2	0	1	0	132	0	2	4	1	9	61	78	71	33	6	2	1	0	268		
17:00	0	0	1	10	33	37	51	22	5	1	2	0	0	162	0	2	2	0	0	7	35	43	19	3	0	0	0	111	0	2	3	10	33	44	86	65	24	4	2	0	0	273		
17:15	0	1	0	4	8	29	34	21	4	1	1	0	0	103	0	0	0	0	2	15	42	34	16	3	2	0	0	114	0	1	0	4	10	44	76	55	20	4	3	0	0	217		
17:30	0	0	0	0	8	27	35	22	11	3	0	0	1	107	0	0	0	1	3	8	31	33	15	3	0	0	0	94	0	0	0	1	11	35	66	55	26	6	0	0	1	201		
17:45	0	1	0	7	9	15	27	17	9	4	0	0	0	89	0	0	0	0	1	4	23	24	10	5	1	0	0	68	0	1	0	7	10	19	50	41	19	9	1	0	0	157		
18:00	0	0	0	3	13	25	29	14	4	1	0	0	0	89	0	0	1	0	2	8	39	27	10	2	0	0	0	89	0	0	1	3	15	33	68	41	14	3	0	0	0	178		
18:15	0	0	0	0	5	18	16	14	9	2	1	0	0	65	1	0	3	1	1	9	26	19	15	2	0	0	0	77	1	0	3	1	6	27	42	33	24	4	1	0	0	142		
18:30	0	0	2	2	7	15	21	12	5	1	0	0	1	66	0	0	0	0	3	7	35	23	9	4	2	0	0	83	0	0	2	2	10	22	56	35	14	5	2	0	1	149		
18:45	0	0	0	0	5	24	25	13	3	2	0	0	0	72	0	0	0	0	2	12	23	16	11	2	1	0	1	68	0	0	0	0	7	36	48	29	14	4	1	0	1	140		
19:00	0	0	0	6	7	28	27	9	3	2	0	0	0	82	0	0	4	0	6	10	12	23	4	3	0	0	0	62	0	0	4	6	13	38	39	32	7	5	0	0	0	144		
19:15	0	0	0	1	7	11	23	13	9	1	2	0	0	67	0	2	0	2	1	6	9	8	11	3	0	0	0	42	0	2	0	3	8	17	32	21	20	4	2	0	0	109		
19:30	0	0	0	3	5	12	19	12	3	0	0	0	0	54	0	0	0	1	1	6	10	9	1	3	0	0	0	31	0	0	0	4	6	18	29	21	4	3	0	0	0	85		
19:45	0	0	0	0	3	7	10	8	3	0	0	0	1	32	0	1	0	0	1	7	13	6	4	3	0	0	0	35	0	1	0	0	4	14	23	14	7	3	0	0	1	67		
20:00	0	0	0	2	9	20	10	5	3	0	0	0	0	49	0	0	0	0	2	2	14	12	5	2	0	0	0	37	0	0	0	2	11	22	24	17	8	2	0	0	0	86		
20:15	0	0	0	1	5	11	11	2	4	0	0	0	0	34	0	0	0	0	0	5	8	6	6	2	1	0	0	28	0	0	0	1	5	16	19	8	10	2	1	0	0	62		
20:30	0	0	0	0	2	7	9	7	4	0	0	0	0	29	0	0	0	3	2	4	7	10	5	1	1	0	0	33	0	0	0	3	4	11	16	17	9	1	1	0	0	62		
20:45	0	0	0	0	3	9	17	9	4	1	0	0	0	43	0	1	0	1	0	4	8	9	4	1	1	0	0	29	0	1	0	1	3	13	25	18	8	2	1	0	0	72		
21:00	0	0	0	1	7	6	10	9	4	1	0	0	1	39	0	1	0	3	2	2	7	8	2	0	0	0	0	25	0	1	0	4	9	8	17	17	6	1	0	0	1	64		
21:15	0	0	0	0	4	10	7	6	0	0	0	0	0	27	0	0	0	0	0	5	9	4	1	1	1	0	0	21	0	0	0	1	4	15	16	10	1	1	1	0	0	48		
21:30	0	0	0	1	4	5	8	7	3	0	0	1	0	29	0	0	0	0	0	3	6	7	3	3	0	0	0	22	0	0	0	1	4	8	14	14	6	3	0	1	0	51		
21:45	0	0	0	0	5	3	3	2	1	0	0	0	0	14	0	0	0	1	2	4	6	4	6	0	0	0	0	23	0	0	0	1	2	9	9	7	8	1	0	0	0	37		
22:00	0	0	0	0	1	0	3	6	0	0	0	0	0	10	0	0	0	1	1	3	4	8	2	1	1	0	0	21	0	0	0	1	2	3	7	14	2	1	1	0	0	31		
22:15	0	0	0	0	0	5	4	6	1	0	0	0	0	16	0	1	0	0	2	4	2	8	1	0	0	1	0	19																

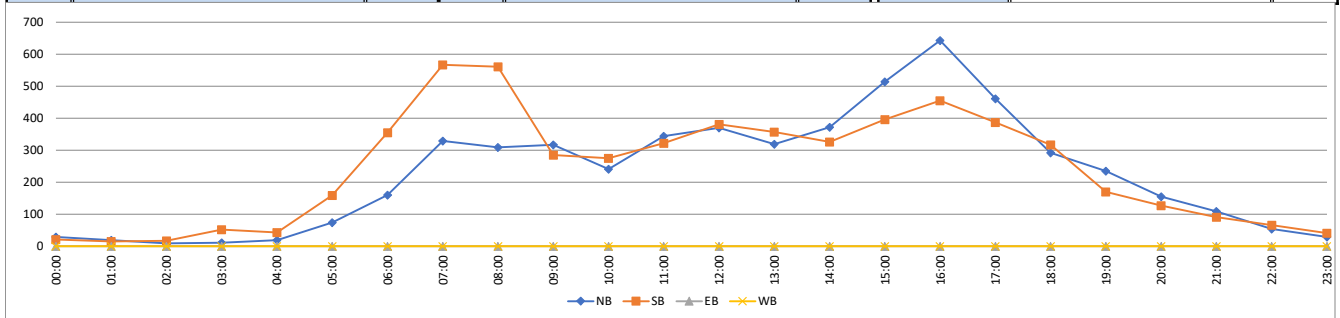
VOLUME

Old Placerville Rd Bet Schriever Ave & Rockingham Dr

Day: Tuesday
Date: 2/27/2024

City: Rancho Cordova
Project #: CA24_070037_014

DAILY TOTALS						NB	SB	EB	WB	Total	DAILY TOTALS						
						5,414	5,786	0	0	11,200							
15-Minutes Interval											Hourly Intervals						
TIME	NB	SB	EB	WB	TOTAL	TIME	NB	SB	EB	WB	TOTAL	TIME	NB	SB	EB	WB	TOTAL
0:00	7	6			13	12:00	126	89			215	00:00	29	21			50
0:15	7	3			10	12:15	100	96			196	01:00	19	15			34
0:30	5	6			11	12:30	65	92			157	02:00	9	17			26
0:45	10	6			16	12:45	79	104			183	03:00	11	52			63
1:00	9	6			15	13:00	83	96			179	04:00	19	43			62
1:15	6	7			13	13:15	87	81			168	05:00	74	159			233
1:30	2	1			3	13:30	76	96			172	06:00	160	355			515
1:45	2	1			3	13:45	73	84			157	07:00	329	567			896
2:00	4	4			8	14:00	77	72			149	08:00	309	561			870
2:15	2	4			6	14:15	94	79			173	09:00	317	285			602
2:30	2	5			7	14:30	93	86			179	10:00	241	275			516
2:45	1	4			5	14:45	108	89			197	11:00	344	322			666
3:00	1	7			8	15:00	110	90			200	12:00	370	381			751
3:15	3	10			13	15:15	111	91			202	13:00	319	357			676
3:30	3	13			16	15:30	138	101			239	14:00	372	326			698
3:45	4	22			26	15:45	155	114			269	15:00	514	396			910
4:00	3	10			13	16:00	189	100			289	16:00	643	455			1098
4:15	5	4			9	16:15	161	107			268	17:00	461	387			848
4:30	6	11			17	16:30	157	116			273	18:00	292	317			609
4:45	5	18			23	16:45	136	132			268	19:00	235	170			405
5:00	8	14			22	17:00	162	111			273	20:00	155	127			282
5:15	9	35			44	17:15	103	114			217	21:00	109	91			200
5:30	22	47			69	17:30	107	94			201	22:00	54	66			120
5:45	35	63			98	17:45	89	68			157	23:00	29	41			70
6:00	29	68			97	18:00	89	89			178	STATISTICS					
6:15	31	90			121	18:15	65	77			142		NB	SB	EB	WB	TOTAL
6:30	48	82			130	18:30	66	83			149	Peak Period	00:00 to 12:00				
6:45	52	115			167	18:45	72	68			140	Volume	1861	2672			4533
7:00	57	132			189	19:00	82	62			144	Peak Hour	7:15	7:30			7:30
7:15	89	125			214	19:15	67	42			109	Peak Volume	353	615			966
7:30	82	150			232	19:30	54	31			85	Peak Hour Factor	0.874	0.938			0.925
7:45	101	160			261	19:45	32	35			67	Peak Period	12:00 to 00:00				
8:00	81	164			245	20:00	49	37			86	Volume	3553	3114			6667
8:15	87	141			228	20:15	34	28			62	Peak Hour	15:45	16:30			15:45
8:30	70	133			203	20:30	29	33			62	Peak Volume	662	473			1099
8:45	71	123			194	20:45	43	29			72	Peak Hour Factor	0.876	0.896			0.951
9:00	83	68			151	21:00	39	25			64	Peak Period	07:00 to 09:00				
9:15	95	74			169	21:15	27	21			48	Volume	638	1128			1766
9:30	84	65			149	21:30	29	22			51	Peak Hour	7:15	7:30			7:30
9:45	55	78			133	21:45	14	23			37	Peak Volume	353	615			966
10:00	57	65			122	22:00	10	21			31	Peak Hour Factor	0.874	0.938			0.925
10:15	61	61			122	22:15	16	19			35	Peak Period	16:00 to 18:00				
10:30	49	71			120	22:30	14	14			28	Volume	1104	842			1946
10:45	74	78			152	22:45	14	12			26	Peak Hour	16:00	16:30			16:00
11:00	78	53			131	23:00	11	13			24	Peak Volume	643	473			1098
11:15	84	82			166	23:15	7	16			23	Peak Hour Factor	0.851	0.896			0.950
11:30	88	99			187	23:30	6	8			14						
11:45	94	88			182	23:45	5	4			9						
TOTALS	1861	2672	0	0	4533	TOTALS	3553	3114	0	0	6667						
SPLIT %	41%	59%	0%	0%	40%	SPLIT %	53%	47%	0%	0%	60%						



ATTACHMENT B
SWITRS DATA

ACCIDENT				COLLISION		OFFICER	REPORTING	DAY OF	CHP	CNTY CITY		SPECIAL	BEAT	CHP BEAT	CHP BEAT	BEAT	PRIMARY RD	SECONDARY RD
CASE ID	YEAR	PROC DATE	JURIS	DATE	TIME	ID	DISTRICT	WEEK	SHIFT	POPULATION	LOC	COND	TYPE	TYPE	CLASS	NUMBER		
82022432	2021	20230321	3400	20210429	1952	645	RC	4	5	5	3490	0	0	0	0	5	LINCOLN VILLAGE DR	REDSTONE DR
82022583	2021	20230321	3400	20210420	1514	735	RC	2	5	5	3490	0	0	0	0	5	LINCOLN VILLAGE DR	ARIES WAY
82023386	2021	20230321	3400	20210528	1655	3	RC	5	5	5	3490	0	0	0	0	5	LINCOLN VILLAGE DR	EXPLORER DR
82024246	2022	20230322	3400	20221003	1921	782	RCPD	1	5	5	3490	0	0	0	0	5	OLD PLACERVILLE RD	GRANBY DR
82024251	2022	20230322	3400	20221006	2311	902	RCPD	4	5	5	3490	0	0	0	0	5	OLD PLACERVILLE RD	HAPPY LN
82024309	2022	20230322	3400	20220815	2208	187	RC	1	5	5	3490	0	0	0	0	5	EXPLORER DR	NEBULA WAY
82024340	2022	20230322	3400	20220811	2149	902	RCPD	4	5	5	3490	0	0	0	0	5	OLD PLACERVILLE RD	GRANBY DR
82024439	2022	20230322	3400	20220315	1909	963	RCPD	2	5	5	3490	0	0	0	0	5	LINCOLN VILLAGE WAY	BRADSHAW ROAD
82024733	2022	20230322	3400	20220401	900	57	RC	5	5	5	3490	0	0	0	0	5	LINCOLN VILLAGE DR	VIKING DR
82024948	2023	20230322	3400	20230219	310	902	RCPD	7	5	5	3490	0	0	0	0	5	EXPLORER DR	UNION SPRINGS WAY
82025907	2021	20230322	3400	20210914	953	735	RC	2	5	5	3490	0	0	0	0	5	OLD PLACERVILLE RD	HAPPY LN
82025912	2021	20230322	3400	20210916	129	264	RCPD	4	5	5	3490	0	0	0	0	5	LINCOLN VILLAGE	VIRGO STREET
82025967	2021	20230322	3400	20210825	1916	6	RC	3	5	5	3490	0	0	0	0	5	LINCOLN VILLAGE DR	EXPLORER DR
82026119	2021	20230323	3400	20210602	1238	1040	RC	3	5	5	3490	0	0	0	0	5	OLD PLACERVILLE RD	BRADSHAW RD
82038992	2023	20230406	3400	20230330	1114	450	RCPD	4	5	5	3490	0	0	0	0	0D5	LINCOLN VILLAGE DR	VIRGO ST
82039535	2023	20230407	3400	20230317	229	327	RCPD	5	5	5	3490	0	0	0	0	5	EXPLORER DRIVE	BEXLEY DRIVE
82051643	2023	20230424	3400	20230410	2226	417	RCPD	1	5	5	3490	0	0	0	0	5	LINCOLN VILLAGE DR	SUNRISE PINES DR
82065976	2023	20230510	3400	20230329	911	773	RCPD	3	5	5	3490	0	0	0	0	5	LINCOLN VILLAGE DR	EXPLORER DR
82067055	2023	20230511	3400	20230418	710	215	RC	2	5	5	3490	0	0	0	0	0D5	OLD PLACERVILLE RD	ASTRAL DR
82083920	2023	20230601	3400	20230428	1631	131	RCPD	5	5	5	3490	0	0	0	0	5	LINCOLN VILLAGE DR	ARIES WAY
82124739	2023	20230724	3400	20230720	1549	187	RC	4	5	5	3490	0	0	0	0	5	OLD PLACERVILLE RD	ASTRAL DR
82170483	2023	20230914	3400	20230830	1843	972	RCPD	3	5	5	3490	0	0	0	0	5	OLD PLACERVILLE ROAD	GRANBY DRIVE
82176152	2023	20230921	3400	20230914	1725	6	RC	4	5	5	3490	0	0	0	0	5	OLD PLACERVILLE RD	BRADSHAW RD
8729471	2018	20181129	3400	20181106	811	248		2	5	5	3490	0	0	0	0		OLD PLACERVILLE RD	BRASHAW RD
8729663	2018	20181116	3400	20181011	711	248	RC	4	5	5	3490	0	0	0	0	5	OLD PLACERVILLE RD	ROUTIER RD
8747776	2018	20181212	3400	20181104	1440	20CSO	RC	7	5	5	3490	0	0	0	0	5	VANGUARD DR	ROUTIER RD
8766262	2018	20190103	3400	20181130	2317	978	RC	5	5	5	3490	0	0	0	0	5	EXPLORER DR	LINCOLN VILLAGE DR
8780653	2018	20190124	3400	20181129	1428	248	RC	4	5	5	3490	0	0	0	0	5	OLD PLACERVILLE RD	BRADSHAW RD
8786707	2019	20190212	3400	20190125	910	248	RC	5	5	5	3490	0	0	0	0	55	LINCOLN VILLAGE DR	BRADSHAW RD
8817150	2019	20190313	3400	20190213	758	1253	RC	3	5	5	3490	0	0	0	0	5	OLD PLACERVILLE RD	ROUTIER RD
8857223	2019	20190510	3400	20190329	725	24	RC	5	5	5	3490	0	0	0	0	5	OLD PLACERVILLE RD	BRADSHAW RD
8860452	2019	20190510	3400	20190328	1928	03CSO	RC	4	5	5	3490	0	0	0	0	5	OLD PLACERVILLE RD	BRADSHAW RD
8898232	2019	20190821	3400	20190701	1625	CSO6	RC	1	5	5	3490	0	0	0	0	5	OLD PLACERVILLE RD	BRADSHAW RD
8912760	2019	20190821	3400	20190718	2205	645	RC	4	5	5	3490	0	0	0	0	5	LINCOLN VILLAGE DR	VIKING DR
8954277	2019	20191016	3400	20190819	1645	CSO6	RC	1	5	5	3490	0	0	0	0	5	LINCOLN VILLAGE DR	EXPLORER DR
8961746	2019	20191218	3400	20191002	1311	733	RCPD	3	5	5	3490	0	0	0	0	5	LINCOLN VILLAGE DR	VIKING DR
8988635	2019	20200113	3400	20191118	758	731	RC	1	5	5	3490	0	0	0	0	5	OLD PLACERVILLE RD	ROUTIER RD
9011994	2019	20191228	3400	20191211	737	263	RC	3	5	5	3490	0	0	0	0	5	LINCOLN VILLAGE DR	NEBULA WY
9011998	2019	20191228	3400	20191216	1203	76	RC	1	5	5	3490	0	0	0	0	5	OLD PLACERVILLE RD	GRANBY DR
9039344	2020	20200226	3400	20200115	711	731	RC	3	5	5	3490	0	0	0	0	5	OLD PLACERVILLE RD	HAPPY LN
9039530	2020	20200310	3400	20200117	727	24	RC	5	5	5	3490	0	0	0	0	5	VANGUARD DR	JUPITER DR
9079226	2020	20200625	3400	20200226	1510	24	RC	3	5	5	3490	0	0	0	0	5	OLD PLACERVILLE RD	GRANBY DR
9079490	2020	20200626	3400	20200219	1631	645	RC	3	5	5	3490	0	0	0	0	5	LINCOLN VILLAGE DR	SCORPIO DR
9119571	2020	20200917	3400	20200618	30	733	RCPD	4	5	5	3490	0	0	0	0	5	LINCOLN VILLAGE DR	VIRGO ST
9120311	2020	20200904	3400	20200619	1955	3	RC	5	5	5	3490	0	0	0	0	5	LINCOLN VILLAGE DR	JUPITER DR
9137418	2020	20201006	3400	20200716	2347	495	RC	4	5	5	3490	0	0	0	0	5	LINCOLN VILLAGE DR	BRADSHAW RD
9145890	2020	20201006	3400	20200718	2241	495	RC	6	5	5	3490	0	0	0	0	5	VANGUARD DR	JUPITER DR
9160425	2020	202010105	3400	20201013	543	1013	RCPD	2	5	5	3490	0	0	0	0	5	OLD PLACERVILLE RD	ROUTIER RD
9187055	2020	20201229	3400	20201016	2221	731	RC	5	5	5	3490	0	0	0	0	5	OLD PLACERVILLE RD	HAPPY LN
9187234	2020	20210210	3400	20201104	22	735	RC	3	5	5	3490	0	0	0	0	5	EXPLORER DR	RUSTICWOOD WY
9187691	2020	20201221	3400	20201024	1327	24	RC	6	5	5	3490	0	0	0	0	5	LINCOLN VILLAGE DR	JUPITER DR
9206971	2020	20210211	3400	20200924	1258	25	RCPD	4	5	5	3490	0	0	0	0	5	LINCOLN VILLAGE DR	ARIES WY
9207006	2020	20210303	3400	20201202	1026	25	RCPD	3	5	5	3490	0	0	0	0	5	OLD PLACERVILLE RD	ROUTIER DR
9223972	2021	20210405	3400	20210111	2257	859	RCPD	1	5	5	3490	0	0	0	0	0RC	EXPLORER DR	ALTAWOOD CT
9230304	2021	20210327	3400	20210211	1820	3	RC	4	5	5	3490	0	0	0	0	5	LINCOLN VILLAGE DR	EXPLORER DR
9237351	2021	20210417	3400	20210208	2159	1013	RCPD	1	5	5	3490	0	0	0	0	5	LINCOLN VILLAGE DR	ZEUS CT
9237358	2021	20210412	3400	20210216	1724	3	RC	2	5	5	3490	0	0	0	0	5	OLD PLACERVILLE RD	BRADSHAW RD
9250088	2021	20210427	3400	20210318	2112	963	RCPD	4	5	5	3490	0	0	0	0	5	LINCOLN VILLAGE DR	VIRGO ST
9549027	2022	20230306	3400	20220219	310	902	RCPD	6	5	5	3490	0	0	0	0	5	EXPLORER DR	UNION SPRINGS WY
9559747	2023	20230330	3400	20230224	1035	6	RC	5	5	5	3490	0	0	0	0	5	EXPLORER DR	WOODHOLLOW WY

CASE ID	DISTANCE	DIRECTION	INTERSECTION	WEATHER 1	WEATHER 2	STATE HWY IND	TOW AWAY	COLLISION SEVERITY	NUMBER KILLED	NUMBER INJURED	PARTY COUNT	PRIMARY COLL FACTOR	PCF VIOL CATEGORY	PCF VIOLATION	PCF VIOL SUBSECTION	HIT AND RUN	TYPE OF COLLISION	MVIW
82022432	210	W	N	A	-	N	N	0	0	0	2	A	8	22107		N	C	E
82022583	0		Y	A	-	N	N	0	0	0	2	A	1	23152	A	M	B	C
82023386	0		Y	A	-	N	N	0	0	0	2	A	6	21755	A	N	D	C
82024246	107	W	N	A	-	N	Y	4	0	1	2	B	22			N	B	C
82024251	10	E	N	A	-	N	Y	0	0	0	4	A	1	23152	A	N	E	E
82024309	0		N	A	-	N	Y	0	0	0	1	A	3	22350		N	F	I
82024340	96	E	N	A	-	N	Y	0	0	0	2	A	3	22350		N	B	C
82024439	167	E	N	A	-	N	Y	4	0	2	1	A	17	21655	B	M	A	I
82024733	371	E	N	A	-	N	Y	0	0	0	2	A	8	22107		M	A	C
82024948	181	W	N	A	-	N	N	0	0	0	2	A	3	22350		N	E	E
82025907	165	W	N	A	-	N	N	4	0	1	1	A	8	22107		N	E	I
82025912	228	E	N	A	-	N	Y	0	0	0	3	A	3	22350		N	C	E
82025967	0		Y	A	-	N	N	0	0	0	2	A	9	21801	A	N	D	C
82026119	0		Y	A	-	N	N	0	0	0	2	A	21	22106		M	C	C
82038992	0		Y	A	-	N	Y	3	0	1	2	A	9	21801	A	N	A	C
82039535	117	W	N	A	-	N	Y	0	0	0	2	A	8	22107		N	B	E
82051643	10	W	N	A	-	N	N	0	0	0	2	A	8	22107		M	B	C
82065976	15	W	N	B	-	N	Y	0	0	0	2	A	3	22350		N	C	C
82067055	0		Y	A	-	N	N	0	0	0	2	A	8	22107		M	B	C
82083920	179	W	N	A	-	N	Y	3	0	1	2	A	8	22103		N	D	C
82124739	0		Y	A	-	N	Y	3	0	4	2	A	9	21801	A	N	A	C
82170483	202	W	N	-	-	N	Y	0	0	0	1	A	3	22350		N	H	I
82176152	424	E	N	A	-	N	N	0	0	0	2	A	9	21804	A	N	D	C
8729471	432	E	N	A	-	N	N	0	0	0	2	A	9	21804	A	N	D	C
8729663	31	W	N	A	-	N	Y	4	0	3	3	A	3	22350		N	C	C
8747776	75	W	N	A	-	N	Y	0	0	0	1	A	8	22107		N	E	I
8766262	0		Y	A	-	N	Y	0	0	0	2	A	8	22107		M	B	C
8780653	173	E	N	C	-	N	Y	0	0	0	2	A	3	22350		N	C	C
8786707	5	E	N	A	-	N	N	0	0	0	2	A	3	22350		N	C	C
8817150	230	W	N	C	-	N	Y	0	0	0	2	A	3	22350		M	C	C
8857223	247	E	N	A	-	N	Y	0	0	0	2	A	-			N	B	I
8860452	436	E	N	C	-	N	Y	3	0	2	2	A	9	21801	A	N	D	C
8898232	57	E	N	A	-	N	Y	0	0	0	2	A	3	22350		N	C	C
8912760	8	W	N	A	-	N	N	4	0	1	2	A	10	21950	A	N	G	B
8954277	0		Y	A	-	N	Y	3	0	1	2	A	8	22107		N	D	C
8961746	270	E	N	A	-	N	Y	0	0	0	3	A	8	22107		N	B	E
8988635	206	W	N	A	-	N	N	0	0	0	2	D	0			N	B	C
9011994	0		Y	B	-	N	N	0	0	0	2	A	9	21802	A	N	D	C
9011998	570	E	N	A	-	N	N	0	0	0	1	A	8	22107		M	E	J
9039344	307	E	N	A	-	N	Y	0	0	0	2	A	9	21804	A	N	D	C
9039530	0		Y	E	-	N	Y	4	0	1	2	A	8	22107		N	D	C
9079226	56	E	N	A	-	N	N	0	0	0	2	A	3	22350		M	C	C
9079490	66	E	N	A	-	N	Y	4	0	1	2	A	8	22107		N	D	D
9119571	120	E	N	A	-	N	Y	4	0	1	2	A	1	23152	A	F	A	C
9120311	0		Y	A	-	N	N	0	0	0	2	A	3	22350		N	C	C
9137418	10	E	N	A	-	N	N	0	0	0	1	A	8	22107		F	E	I
9145890	97	E	N	A	-	N	Y	0	0	0	1	A	1	23152	A	N	E	I
9160425	0		Y	A	-	N	N	0	0	0	2	A	12	21453	A	N	D	G
9187055	117	N	N	A	-	N	N	0	0	0	3	A	1	23152	B	N	A	E
9187234	89	E	N	A	-	N	Y	4	0	1	1	A	8	22107		N	E	I
9187691	0		Y	A	-	N	N	0	0	0	2	A	9	21801	A	N	A	C
9206971	228	W	N	A	-	N	Y	4	0	1	2	A	3	22350		N	D	C
9207006	0		Y	A	-	N	N	0	0	0	2	A	12	21453	A	N	D	C
9223972	168	W	N	A	-	N	N	0	0	0	2	A	8	22107		N	-	E
9230304	0		Y	C	-	N	N	0	0	0	2	A	9	21801	A	N	A	C
9237351	90	E	N	A	-	N	Y	3	0	1	5	A	1	23152	B	N	A	E
9237358	464	E	N	A	-	N	N	4	0	1	2	A	8	22100	A	N	D	C
9250088	0		Y	C	-	N	Y	4	0	1	2	A	3	22350		N	B	D
9549027	181	W	N	A	-	N	N	0	0	0	2	A	3	22350		N	E	E
9559747	308	S	N	A	B	N	Y	4	0	1	2	C	18			N	C	E

CASE ID	PED ACTION	ROAD SURFACE	ROAD COND 1	LIGHTING	CONTROL DEVICE	CHP ROAD TYPE	PEDESTRIAN ACCIDENT	BICYCLE ACCIDENT	MOTORCYCLE ACCIDENT	TRUCK ACCIDENT	NOT PRIVATE PROPERTY	ALCOHOL INVOLVED	STWD VEHTYPE AT FAULT	CHP VEHTYPE AT FAULT	COUNT SEVERE INJ	COUNT VISIBLE INJ
82022432	A	A	H	C	D	0					Y		A	1	0	0
82022583	A	A	H	A	D	0					Y	Y	-	-	0	0
82023386	A	A	H	A	D	0			Y		Y		C	2	0	0
82024246	A	A	H	C	A	0					Y		-	98	0	0
82024251	A	A	H	C	D	0					Y	Y	A	1	0	0
82024309	A	A	H	C	D	0					Y		A	1	0	0
82024340	A	A	H	C	A	0					Y		A	1	0	0
82024439	A	A	H	A	D	0					Y		D	22	0	0
82024733	A	A	H	A	D	0					Y		A	7	0	0
82024948	A	A	H	D	D	0					Y		A	1	0	0
82025907	A	A	H	A	D	0					Y		A	1	0	0
82025912	A	A	H	C	D	0					Y		D	22	0	0
82025967	A	A	H	A	D	0					Y		A	1	0	0
82026119	A	A	H	A	A	0					Y		A	1	0	0
82038992	A	A	H	A	D	0					Y		A	1	0	1
82039535	A	A	H	C	D	0					Y		A	1	0	0
82051643	A	A	H	C	D	0					Y		A	1	0	0
82065976	A	A	H	A	A	0					Y		A	1	0	0
82067055	A	A	H	B	A	0					Y		A	1	0	0
82083920	A	A	H	A	-	0			Y		Y		A	1	0	1
82124739	A	A	H	A	D	0					Y		A	1	0	1
82170483	A	A	H	A	A	0					Y		A	1	0	0
82176152	A	A	H	A	D	0					Y		A	1	0	0
8729471	A	A	H	A	D	0					Y		A	1	0	0
8729663	A	A	H	B	A	0					Y		A	1	0	0
8747776	A	A	H	A	D	0					Y		D	22	0	0
8766262	A	A	H	C	A	0					Y	Y	A	1	0	0
8780653	A	B	H	A	A	0					Y		A	1	0	0
8786707	A	A	H	A	A	0					Y		A	1	0	0
8817150	A	B	H	A	D	0					Y		A	1	0	0
8857223	A	A	H	B	D	0					Y		A	8	0	0
8860452	A	B	H	C	A	0					Y		D	22	0	1
8898232	A	A	H	A	A	0					Y		A	1	0	0
8912760	B	A	H	C	A	0	Y				Y		A	7	0	0
8954277	A	A	H	A	D	0					Y		A	1	0	1
8961746	A	A	H	A	D	0					Y		A	1	0	0
8988635	A	A	H	A	D	0					Y		-	-	0	0
9011994	A	A	H	A	A	0					Y		A	7	0	0
9011998	A	A	D	A	A	0					Y		A	1	0	0
9039344	A	A	H	A	D	0					Y		D	22	0	0
9039530	A	B	H	A	D	0					Y		A	1	0	0
9079226	A	A	H	A	A	0					Y		A	1	0	0
9079490	A	A	H	A	D	0			Y		Y		A	1	0	0
9119571	A	A	H	C	D	0					Y	Y	A	1	0	0
9120311	A	A	H	A	D	0					Y		A	7	0	0
9137418	A	A	H	C	A	0					Y		A	7	0	0
9145890	A	A	H	C	D	0					Y	Y	A	1	0	0
9160425	A	A	H	C	A	0		Y			Y		A	1	0	0
9187055	A	A	H	C	D	0					Y	Y	D	22	0	0
9187234	A	A	H	C	D	0					Y		A	1	0	0
9187691	A	A	H	A	D	0					Y		A	1	0	0
9206971	A	A	H	A	D	0			Y	Y	Y		C	2	0	0
9207006	A	A	H	A	A	0					Y	Y	D	22	0	0
9223972	A	A	H	C	D	0					Y		A	1	0	0
9230304	A	B	H	C	D	0					Y		A	1	0	0
9237351	A	A	H	C	D	0					Y	Y	D	22	0	1
9237358	A	A	H	A	D	0					Y		D	22	0	0
9250088	A	B	H	C	D	0					Y		A	8	0	0
9549027	A	A	H	D	D	0					Y		A	1	0	0
9559747	A	A	H	A	D	0					Y		-	-	0	0

CASE ID	COUNT COMPLAINT PAIN	COUNT PED KILLED	COUNT PED INJURED	COUNT BICYCLIST KILLED	COUNT BICYCLIST INJURED	COUNT MC KILLED	COUNT MC INJURED	LATITUDE	LONGITUDE
82022432	0	0	0	0	0	0	0	38.5618	121.3289
82022583	0	0	0	0	0	0	0	38.56307	121.32515
82023386	0	0	0	0	0	0	0	38.562	121.333
82024246	1	0	0	0	0	0	0	38.55721	121.3312
82024251	0	0	0	0	0	0	0	38.55893	121.32289
82024309	0	0	0	0	0	0	0	38.56469	121.32383
82024340	0	0	0	0	0	0	0	38.55728	121.33021
82024439	2	0	0	0	0	0	0	38.561	121.33
82024733	0	0	0	0	0	0	0	38.5618	121.32952
82024948	0	0	0	0	0	0	0	38.56688	121.33219
82025907	1	0	0	0	0	0	0	38.55876	121.32347
82025912	0	0	0	0	0	0	0	38.562	121.325
82025967	0	0	0	0	0	0	0		
82026119	0	0	0	0	0	0	0		
82038992	0	0	0	0	0	0	0	38.5618	121.32785
82039535	0	0	0	0	0	0	0	38.56766	121.32732
82051643	0	0	0	0	0	0	0	38.56398	121.3193
82065976	0	0	0	0	0	0	0		
82067055	0	0	0	0	0	0	0	38.55942	121.32107
82083920	0	0	0	0	0	0	1	38.56265	121.32545
82124739	3	0	0	0	0	0	0	38.5594	121.32118
82170483	0	0	0	0	0	0	0	38.55724	121.33149
82176152	0	0	0	0	0	0	0	38.5569	121.3345
8729471	0	0	0	0	0	0	0		
8729663	3	0	0	0	0	0	0	38.56103	121.31724
8747776	0	0	0	0	0	0	0	38.56824	121.31803
8766262	0	0	0	0	0	0	0	38.5639	121.32348
8780653	0	0	0	0	0	0	0	38.55667	121.3361
8786707	0	0	0	0	0	0	0	38.56223	121.3359
8817150	0	0	0	0	0	0	0	38.56103	121.31724
8857223	0	0	0	0	0	0	0		
8860452	1	0	0	0	0	0	0		
8898232	0	0	0	0	0	0	0	38.55667	121.3361
8912760	1	0	1	0	0	0	0	38.56168	121.33088
8954277	0	0	0	0	0	0	0	38.56198	121.3334
8961746	0	0	0	0	0	0	0		
8988635	0	0	0	0	0	0	0		
9011994	0	0	0	0	0	0	0	38.56402	121.31862
9011998	0	0	0	0	0	0	0	38.55744	121.32813
9039344	0	0	0	0	0	0	0	38.55848	121.32405
9039530	1	0	0	0	0	0	0	38.5679	121.323
9079226	0	0	0	0	0	0	0	38.55726	121.33047
9079490	1	0	0	0	0	0	1	38.56403	121.3197
9119571	1	0	0	0	0	0	0	38.5617	121.3273
9120311	0	0	0	0	0	0	0		
9137418	0	0	0	0	0	0	0	38.562	121.336
9145890	0	0	0	0	0	0	0	38.568	121.323
9160425	0	0	0	0	0	0	0		
9187055	0	0	0	0	0	0	0	38.559	121.3228
9187234	1	0	0	0	0	0	0	38.5676	121.3273
9187691	0	0	0	0	0	0	0		
9206971	1	0	0	0	0	0	1	38.562	121.325
9207006	0	0	0	0	0	0	0	38.561	121.317
9223972	0	0	0	0	0	0	0	38.56732	121.33138
9230304	0	0	0	0	0	0	0	38.562	121.333
9237351	0	0	0	0	0	0	0	38.56029	121.32621
9237358	1	0	0	0	0	0	0	38.556	121.334
9250088	1	0	0	0	0	0	0	38.561	121.33
9549027	0	0	0	0	0	0	0	38.56688	121.33219
9559747	1	0	0	0	0	0	0	38.5637	121.3326

CASE ID	ACCIDENT YEAR	PROC DATE	JURIS	COLLISION DATE	COLLISION TIME	OFFICER ID	REPORTING DISTRICT	DAY OF WEEK	CHP SHIFT	POPULATION	CNTY CITY LOC	SPECIAL COND	BEAT TYPE	CHP BEAT TYPE	CHP BEAT CLASS	BEAT NUMBER	PRIMARY RD	SECONDARY RD	DISTANCE	DIRECTION	INTERSECTION	WEATHER 1
8786440	2019	20190221	3400	20190116	1614	03CSO	RC	3	5	5	3490	0	0	0	0	5	ROCKINGHAM DR	OLD PLACERVILLE RD	0		Y	C
8791410	2019	20190319	3400	20190123	957	932	5	3	5	5	3490	0	0	0	0	5502	ROCKINGHAM DR	OLD PLACERVILLE RD	0		Y	A
8815781	2019	20190314	3400	20190204	759	24	RC	1	5	5	3490	0	0	0	0	5	ROUTIER RD	ELLENWOOD AV	0		Y	C
8819823	2019	20190315	3400	20190128	1715	CSO25	RC	1	5	5	3490	0	0	0	0	5	ROCKINGHAM DR	MATHER FIELD RD	383	W	N	A
8860449	2019	20190510	3400	20190411	2030	935	RC	4	5	5	3490	0	0	0	0	5	OLD PLACERVILLE RD	ROUTIER RD	24	E	N	A
8901145	2019	20190912	3400	20190715	739	932	5	1	5	5	3490	0	0	0	0	5	OLD PLACERVILLE RD	SCHRIEVER AVE N	50	N	N	A
8901363	2019	20190730	3400	20190703	2312	100	RC	3	5	5	3490	0	0	0	0	5	ROUTIER RD	LINCOLN VILLAGE DR	0		Y	A
8954261	2019	20191016	3400	20190819	750	1253	RC	1	5	5	3490	0	0	0	0	5	ROCKINGHAM DR	MATHER FIELD RD	210	W	N	A
8960070	2019	20191022	3400	20190817	2013	1294	RC	6	5	5	3490	0	0	0	0	5	ROUTIER RD	OLD PLACERVILLE RD	243	N	N	A
8961439	2019	20191107	3400	20190928	2110	CSO6	RC	6	5	5	3490	0	0	0	0	5	ROUTIER RD	ELLENWOOD AV	191	N	N	A
8989055	2019	20200127	3400	20191124	1154	248	5	7	5	5	3490	0	0	0	0	4	ROCKINGHAM DR	OLD PLACERVILLE RD	0		Y	A
9004074	2019	20191228	3400	20191217	1720	733	RCPD	2	5	5	3490	0	0	0	0	5	OLD PLACERVILLE RD	SCHRIEVER AV	0		Y	A
9008913	2019	20200204	3400	20191212	810	263	RC	4	5	5	3490	0	0	0	0	5	ROCKINGHAM DR	MATHER FIELD RD	75	W	N	B
9008958	2019	20200110	3400	20191016	42	87	RC	3	5	5	3490	0	0	0	0	5	ROCKINGHAM DR	SMITHEE DR	45	W	N	A
9009363	2019	20200108	3400	20191118	2205	87	5	1	5	5	3490	0	0	0	0	5	COUNTRYSIDE WY	FIRESIDE WY	0		Y	A
9011990	2019	20191228	3400	20191203	1401	932		2	5	5	3490	0	0	0	0	5	ROUTIER RD	OLD PLACERVILLE RD	25		N	B
9068660	2020	20200730	3400	20200401	1851	3	RC	3	5	5	3490	0	0	0	0	5	ROUTIER RD	ELLENWOOD AV	15	N	N	A
9069516	2020	20200713	3400	20200311	1830	645	RC	3	5	5	3490	0	0	0	0	5	NUT PLAINS DR	ROCKINGHAM DR	10	S	N	A
9079462	2020	20200617	3400	20200205	1908	645	RC	3	5	5	3490	0	0	0	0	5	ROUTIER RD	BEXLEY DR	10	N	N	A
9081493	2020	20200622	3400	20200305	1738	914	RCPD	4	5	5	3490	0	0	0	0	5	ROCKINGHAM DR	MATHER FIELD RD	334	W	N	A
9084510	2020	20200703	3400	20200201	2230	100	RCPD	6	5	5	3490	0	0	0	0	5	ROCKINGHAM DR	OLD PLACERVILLE RD	48	W	N	A
9084514	2020	20200616	3400	20200206	200	733	RCPD	4	5	5	3490	0	0	0	0	5	ROUTIER RD	VANGUARD DR	50	N	N	A
9136993	2020	20200928	3400	20200723	1118	773	RCPD	4	5	5	3490	0	0	0	0	5	ROUTIER RD	ROCKINGHAM DR	130	N	N	A
9145893	2020	20201001	3400	20200725	2047	6	RC	6	5	5	3490	0	0	0	0	5	ELLENWOOD AV	ROUTIER RD	16	W	N	A
9155797	2020	20201019	3400	20200812	715	773	RCPD	3	5	5	3490	0	0	0	0	5	OLD PLACERVILLE RD	ROCKINGHAM DR	40	S	N	A
9155870	2020	20201202	3400	20200903	800	25	RCPD	4	5	5	3490	0	0	0	0	5	OLD PLACERVILLE RD	RAMOS CIR	8	E	N	A
9155990	2020	20201022	3400	20200825	1929	3	RC	2	5	5	3490	0	0	0	0	5	ROCKINGHAM DR	COUNTRYSIDE WY	0		Y	A
9156002	2020	20201016	3400	20200812	1442	932	RCPD	3	5	5	3490	0	0	0	0	5	OLD PLACERVILLE RD	ROCKINGHAM DR	192	S	N	A
9160293	2020	20201031	3400	20200913	2114	6	RC	7	5	5	3490	0	0	0	0	5	OLD PLACERVILLE RD	ROCKINGHAM DR	54	S	N	A
9160425	2020	20210105	3400	20201013	543	1013	RCPD	2	5	5	3490	0	0	0	0	5	OLD PLACERVILLE RD	ROUTIER RD	0		Y	A
9187682	2020	20201221	3400	20201030	1112	854	RC	5	5	5	3490	0	0	0	0	5	ELLENWOOD AV	GLENMOOR DR	57	W	N	A
9207006	2020	20210303	3400	20201202	1026	25	RCPD	3	5	5	3490	0	0	0	0	5	OLD PLACERVILLE RD	ROUTIER RD	0		Y	A
9207508	2020	20210127	3400	20201118	1520	963	RCPD	3	5	5	3490	0	0	0	0	5	ROUTIER RD	ROCKINGHAM DR	20	N	N	A
82023460	2021	20230321	3400	20210522	1301	24	RC	6	5	5	3490	0	0	0	0	5	ROUTIER ROAD	OLD PLACERVILLE ROAD	535	N	N	A
82023467	2021	20230321	3400	20210523	2108	1196	RC	7	5	5	3490	0	0	0	0	5	ROUTIER RD	ROCKINGHAM DR	43	N	N	A
82023533	2021	20230321	3400	20210513	2245	263	RCPD	4	5	5	3490	0	0	0	0	5	ROUTIER RD	OLD PLACERVILLE RD	246	N	N	A
82023585	2021	20230321	3400	20210512	727	1310	RCPD	3	5	5	3490	0	0	0	0	5	COUNTRYSIDE WAY	FIRESIDE WAY	500	W	N	A
82025635	2021	20230322	3400	20211117	1231	736	RC	3	5	5	3490	0	0	0	0	5	OLD PLACERVILLE RD	SYSTEMS PKWY	520	E	N	A
82025906	2021	20230322	3400	20210910	2135	736	RC	5	5	5	3490	0	0	0	0	5	ROUTIER RD	ROCKINGHAM DR	33	S	N	A
82025988	2021	20230322	3400	20210804	116	965	RC	3	5	5	3490	0	0	0	0	5	ROCKINGHAM DR	MATHER FIELD RD	0		Y	A
82026062	2021	20230323	3400	20210714	1212	913	RCPD	3	5	5	3490	0	0	0	0	5	ROCKINGHAM DRIVE EB	MATHER FIELD ROAD	358	W	N	A
82026066	2021	20230323	3400	20210719	1221	1404	RC	1	5	5	3490	0	0	0	0	5	ROCKINGHAM DR	MATHER FIELD RD	278	W	N	A
9249876	2021	20210422	3400	20210214	227	263	RCPD	7	5	5	3490	0	0	0	0	5	SYSTEMS PKWY	ROUTIER RD	495	E	N	A
9269523	2021	20210603	3400	20210425	842	24	RC	7	5	5	3490	0	0	0	0	5	ROCKINGHAM DR	MATHER FIELD RD	25	W	N	A
9285410	2021	20210701	3400	20210413	1456	1040	RC	2	5	5	3490	0	0	0	0	5	ROCKINGHAM DR	OLD PLACERVILLE RD	209	E	N	A
82023985	2022	20230321	3400	20221230	1801	859	RCPD	5	5	5	3490	0	0	0	0	ORC	ROUTIER RD	LINCOLN VILLAGE DR	312	N	N	C
82024138	2022	20230321	3400	20221118	1651	963	RCPD	5	5	5	3490	0	0	0	0	5	COUNTRYSIDE WAY	FIRESIDE WAY	0		Y	A
82024161	2022	20230321	3400	20221206	1536	6	RC	2	5	5	3490	0	0	0	0	5	ROCKINGHAM DR	MATHER FIELD RD	9	W	N	A
82024193	2022	20230321	3400	20221108	645	3	RC	2	5	5	3490	0	0	0	0	5	ELLENWOOD AVE	GLENMOOR DR	185	E	N	C
82024350	2022	20230322	3400	20220726	1356	735	RC	2	5	5	3490	0	0	0	0	5	ROUTIER RD	VANGUARD DR	700	S	N	A
82024365	2022	20230327	3400	20220630	1822	963	RCPD	4	5	5	3490	0	0	0	0	5	ROCKINGHAM DRIVE	OLD PLACERVILLE ROAD	0		Y	A
82024382	2022	20230322	3400	20220707	1304	773	RCPD	4	5	5	3490	0	0	0	0	5	ROCKINGHAM DR	GOULD WAY	140	W	N	A
82024806	2022	20230322	3400	20220208	803	3	RC	2	5	5	3490	0	0	0	0	5	ROUTIER RD	LINCOLN VILLAGE DR	0		Y	A
82024812	2022	20230322	3400	20220306	1522	731	RC	7	5	5	3490	0	0	0	0	5	ROUTIER RD	SYSTEMS PKWY	0		Y	A
82025219	2022	20230322	3400	20220210	2036	6	RC	4	5	5	3490	0	0	0	0	5	ROCKINGHAM DR	OLD PLACERVILLE RD	0		Y	A
82024899	2023	20230322	3400	20230310	700	187	RC	5	5	5	3490	0	0	0	0	5	ROCKINGHAM DR	OLD PLACERVILLE RD	0		Y	B
82025108	2023	20230322	3400	20230119	1503	963	RCPD	4	5	5	3490	0	0	0	0	5	OLD PLACERVILLE RD	SCHRIEVER AVE	0		Y	A
82025237	2023	20230322	3400	20230109	630	185	RCPD	1	5	5	3490	0	0	0	0	5	ROUTIER RD	LINCOLN VILLAGE DR	464	N	N	C
82030864	2023	20230328	3400	20230313	800	718	RCPD	1	5	5	3490	0	0	0	0	5	ELLENWOOD AVE	MISTY MORNING CIR	170	W	N	B
82061091	2023	20230504	3400	20230426	1349	718	RCPD	3	5	5	3490	0	0	0	0	5	OLD PLACERVILLE RD	MACREARY AVE	877	E	N	A
82071947	2023	20230518	3400	20230513	1556	147	RCPD	6	5	5	3490	0	0	0	0	5	OLD PLACERVILLE RD	MACREARY AVE	0		N	A
82111182	2023	20230706	3400	20230705	1813	6	RC	3	5	5	3490	0	0	0	0	5	ROCKINGHAM DR	OLD PLACERVILLE RD	0		Y	A
82188022	2023	20231002	3400	20231001	602	24	RC	7	5	5	3490	0	0	0	0	5	OLD PLACERVILLE RD	SYSTEMS PKWY	996	E	N	B
82195562	2023	20231010	3400	20231004	1608	6	RC	3	5	5	3490	0	0	0	0	5	ROUTIER RD	SATOW DR	29	S	N	A
82195779	2023	20231011	3400	20230909	1530	422	RCPD	6	5	5	3490	0	0	0	0	5	ROCKINGHAM DR	OLD PLACERVILLE RD	0		Y	A
82221808	2023	20231027	3400	20230919	30	327	RCPD	2	5	5	3490	0	0	0	0	5	ROCKINGHAM DR	MATHER FIELD RD	0		Y	A
82223507	2023	20231031	3400	20231027	1638																	

CASE ID	WEATHER	STATE HWY	TOW AWAY	COLLISION SEVERITY	NUMBER KILLED	NUMBER INJURED	PARTY COUNT	PRIMARY COLL FACTOR	PCF VIOL CATEGORY	PCF VIOLATION	PCF VIOL SUBSECTION	HIT AND RUN	TYPE OF COLLISION	MVWV	PED ACTION	ROAD SURFACE	ROAD COND 1	LIGHTING	CONTROL DEVICE	CHP ROAD TYPE
8786440	-	N	N	0	0	0	2	A	8	22107		M	D	C	A	A	H	B	A	0
8791410	-	N	N	0	0	0	2	A	8	22107		M	C	C	A	A	H	A	A	0
8815781	-	N	N	0	0	0	2	A	9	21800	A	N	D	C	A	B	H	A	A	0
8819823	-	N	N	0	0	0	2	A	9	21801	A	N	D	C	A	A	H	B	D	0
8860449	-	N	Y	4	0	3	3	A	12	21453	A	N	D	C	A	A	H	C	A	0
8901145	-	N	Y	0	0	0	2	A	3	22350		N	B	C	A	A	H	A	D	0
8901363	-	N	Y	4	0	2	2	A	1	23152	A	N	D	C	A	A	H	-	A	0
8954261	-	N	N	3	0	3	2	A	3	22350		N	C	C	A	A	H	A	D	0
8960070	-	N	Y	0	0	0	1	A	8	22107		N	E	I	A	A	H	B	D	0
8961439	-	N	Y	0	0	0	1	A	8	22107		N	E	I	A	B	H	C	D	0
8989055	-	N	N	0	0	0	2	A	8	22107		N	B	C	A	A	H	A	A	0
9004074	-	N	N	0	0	0	2	A	8	22107		N	C	C	A	A	H	C	A	0
9008913	-	N	N	0	0	0	2	A	3	22350		M	C	C	A	A	H	A	A	0
9008958	-	N	N	0	0	0	2	A	8	22107		M	C	E	A	A	H	C	D	0
9009363	-	N	N	0	0	0	2	A	3	22350		N	-	C	A	A	H	C	D	0
9011990	-	N	N	0	0	0	2	A	3	22350		N	C	C	A	B	H	A	A	0
9068660	-	N	Y	0	0	0	1	A	1	23152		N	E	I	A	A	H	A	D	0
9069516	-	N	N	4	0	1	2	A	10	21950	C	N	G	B	D	A	H	A	D	0
9079462	-	N	N	4	0	1	2	A	8	22107		N	D	C	A	A	H	C	D	0
9081493	-	N	N	4	0	1	2	A	9	21804	A	N	D	C	A	A	H	A	D	0
9084510	-	N	N	0	0	0	2	A	8	22107		N	B	C	A	A	H	C	A	0
9084514	-	N	N	0	0	0	1	A	8	22107		N	E	I	A	A	H	C	D	0
9136993	-	N	Y	0	0	0	2	A	3	22350		N	C	E	A	A	H	A	D	0
9145893	-	N	N	0	0	0	2	A	3	22350		M	C	C	A	A	H	C	A	0
9155797	-	N	N	0	0	0	2	A	3	22350		N	C	C	A	A	H	A	A	0
9155870	-	N	Y	0	0	0	1	A	3	22350		M	E	I	A	A	H	A	D	0
9155990	-	N	Y	3	0	1	2	A	12	22450	A	F	D	C	A	A	H	A	A	0
9156002	-	N	Y	0	0	0	2	A	7	21658	A	N	B	C	A	A	H	A	D	0
9160293	-	N	N	0	0	0	2	A	8	22107		M	B	C	A	A	H	C	A	0
9160425	-	N	N	0	0	0	2	A	12	21453	A	N	D	G	A	A	H	C	A	0
9187682	-	N	Y	0	0	0	2	A	1	23152	A	M	B	E	A	A	H	A	D	0
9207006	-	N	N	0	0	0	2	A	12	21453	A	N	D	C	A	A	H	A	A	0
9207508	-	N	Y	0	0	0	1	A	17	21655	B	N	E	I	A	A	H	A	D	0
82023460	-	N	Y	4	0	1	2	A	8	22107		N	E	I	F	A	H	A	D	0
82023467	-	N	N	0	0	0	3	A	1	23152		N	C	C	A	A	H	C	A	0
82023533	-	N	Y	2	0	1	1	A	3	22350		N	A	I	A	A	H	C	D	0
82023585	-	N	N	0	0	0	4	A	3	22350		N	C	C	A	A	H	A	D	0
82025635	-	N	N	0	0	0	2	A	3	22350		N	C	C	A	A	H	A	D	0
82025906	-	N	Y	0	0	0	1	A	1	23152	A	N	E	I	A	A	H	C	D	0
82025988	-	N	N	0	0	0	2	A	9	21453	C	N	D	C	A	A	H	A	A	0
82026062	-	N	N	4	0	1	2	A	9	21801	A	N	A	C	A	A	H	A	D	0
82026066	B	N	N	0	0	0	3	A	3	22350		M	C	C	A	A	H	A	D	0
9249876	-	N	Y	2	0	1	1	A	3	22350		N	E	I	A	A	H	C	D	0
9269523	-	N	N	0	0	0	1	A	8	22107		N	E	I	A	A	H	A	A	0
9285410	-	N	Y	0	0	0	2	A	7	21658	A	N	A	C	A	A	H	A	D	0
82023985	-	N	Y	0	0	0	1	A	1	23152	F	N	E	I	A	B	H	C	D	0
82024138	-	N	N	0	0	0	2	A	3	22350		M	D	C	A	A	H	A	D	0
82024161	-	N	N	3	0	1	2	A	11	21453	D	N	H	J	A	B	H	A	A	0
82024193	-	N	N	0	0	0	2	A	8	22107		N	C	E	A	B	H	B	D	0
82024350	-	N	Y	4	0	2	2	A	8	22102		N	C	C	A	A	H	A	D	0
82024365	-	N	N	0	0	0	2	A	17	21655	B	N	-	C	A	A	H	A	A	0
82024382	-	N	N	0	0	0	2	A	8	22107		N	B	C	A	A	H	A	D	0
82024806	-	N	N	0	0	0	2	A	12	21453	A	N	D	C	A	A	H	A	A	0
82024812	-	N	N	0	0	0	2	A	12	21453	A	N	D	C	A	A	H	A	A	0
82025219	-	N	N	3	0	1	2	A	8	22107		N	D	C	A	A	H	C	A	0
82024899	-	N	N	0	0	0	2	A	7	21658	A	N	B	C	A	B	H	A	A	0
82025108	-	N	Y	0	0	0	2	A	9	21801	A	N	D	C	A	A	H	A	D	0
82025237	G	N	Y	0	0	0	1	A	8	22107		N	B	I	A	B	H	D	D	0
82030864	-	N	N	0	0	0	2	A	3	22350		N	D	C	A	A	H	A	D	0
82061091	-	N	Y	0	0	0	2	A	7	21658	A	M	B	I	A	A	H	A	D	0
82071947	-	N	N	0	0	0	2	A	9	21801	A	M	D	C	A	A	H	A	D	0
82111182	-	N	N	0	0	0	2	A	7	21658	A	N	D	C	A	A	H	A	A	0
82188022	-	N	Y	4	0	1	1	A	1	23152	A	N	E	I	A	A	H	C	D	0
82195562	-	N	N	4	0	1	2	A	3	22350		F	C	C	A	A	H	A	A	0
82195779	-	N	N	4	0	1	2	A	3	22350		N	C	C	A	A	H	A	A	0
82221808	-	N	N	0	0	0	2	A	3	22350		N	B	C	A	A	H	C	A	0
82223507	-	N	N	0	0	0	2	A	9	21804	A	N	D	C	A	A	H	A	D	0
82238824	-	N	Y	4	0	2	2	A	9	21804	A	N	D	D	A	A	H	B	D	0
82248261	-	N	N	0	0	0	2	A	9	21453	B	N	D	E	A	A	H	C	A	0
82281814	-	N	Y	0	0	0	2	A	8	22107		N	F	E	A	A	H	D	D	0

CASE ID	PEDESTRIAN ACCIDENT	BICYCLE ACCIDENT	MOTORCYCLE ACCIDENT	TRUCK ACCIDENT	NOT PRIVATE PROPERTY	ALCOHOL INVOLVED	STWD VEHTYPE AT FAULT	CHP VEHTYPE AT FAULT	COUNT SEVERE INJ	COUNT VISIBLE INJ	COUNT COMPLAINT PAIN	COUNT PED KILLED	COUNT PED INJURED	COUNT BICYCLIST KILLED	COUNT BICYCLIST INJURED	COUNT MC KILLED	COUNT MC INJURED	LATITUDE	LONGITUDE
8786440				Y	Y		F	26	0	0	0	0	0	0	0	0	0	38.57401	121.30685
8791410					Y		A	1	0	0	0	0	0	0	0	0	0		
8815781					Y		A	1	0	0	0	0	0	0	0	0	0		
8819823					Y		A	1	0	0	0	0	0	0	0	0	0		
8860449					Y		A	1	0	0	3	0	0	0	0	0	0	38.56103	121.31724
8901145				Y	Y		A	1	0	0	0	0	0	0	0	0	0	38.57072	121.30679
8901363					Y	Y	A	1	0	0	2	0	0	0	0	0	0	38.56401	121.31798
8954261					Y		A	1	0	1	2	0	0	0	0	0	0		
8960070					Y		J	48	0	0	0	0	0	0	0	0	0	38.56103	121.31724
8961439					Y		A	1	0	0	0	0	0	0	0	0	0	38.56888	121.31804
8989055					Y		A	7	0	0	0	0	0	0	0	0	0	38.574	121.306
9004074					Y		-	-	0	0	0	0	0	0	0	0	0	38.571	121.306
9008913					Y		A	7	0	0	0	0	0	0	0	0	0	38.57461	121.30412
9008958					Y		A	1	0	0	0	0	0	0	0	0	0		
9009363					Y		A	1	0	0	0	0	0	0	0	0	0	38.5752	121.31191
9011990					Y		A	1	0	0	0	0	0	0	0	0	0		
9068660					Y	Y	A	7	0	0	0	0	0	0	0	0	0	38.568	121.317
9069516	Y				Y		A	1	0	0	1	0	1	0	0	0	0	38.7539	121.3095
9079462			Y		Y		A	1	0	0	1	0	0	0	0	0	1	38.57105	121.3179
9081493					Y		A	1	0	0	1	0	0	0	0	0	0	38.574	121.304
9084510					Y		-	-	0	0	0	0	0	0	0	0	0	38.574	121.30701
9084514					Y		A	1	0	0	0	0	0	0	0	0	0		
9136993					Y		A	1	0	0	0	0	0	0	0	0	0	38.57273	121.31781
9145893					Y		A	1	0	0	0	0	0	0	0	0	0	38.5689	121.31781
9155797					Y		A	1	0	0	0	0	0	0	0	0	0	38.5739	121.3067
9155870					Y		-	99	0	0	0	0	0	0	0	0	0		
9155990					Y		A	1	0	1	0	0	0	0	0	0	0	38.573	121.309
9156002					Y		D	22	0	0	0	0	0	0	0	0	0	38.57341	121.30693
9160293					Y		A	1	0	0	0	0	0	0	0	0	0	38.5738	121.30691
9160425		Y			Y		A	1	0	0	0	0	0	0	0	0	0		
9187682					Y	Y	A	1	0	0	0	0	0	0	0	0	0	38.568	121.313
9207006					Y	Y	D	22	0	0	0	0	0	0	0	0	0	38.561	121.317
9207508					Y		A	1	0	0	0	0	0	0	0	0	0	38.572	121.317
82023460	Y				Y		A	7	0	0	1	0	1	0	0	0	0	38.56252	121.3179
82023467					Y	Y	A	8	0	0	0	0	0	0	0	0	0	38.5724	121.3179
82023533					Y		A	8	1	0	0	0	0	0	0	0	0	38.561	121.318
82023585					Y		D	22	0	0	0	0	0	0	0	0	0	38.5752	121.31359
82025635					Y		A	1	0	0	0	0	0	0	0	0	0	38.565	121.308
82025906					Y	Y	A	1	0	0	0	0	0	0	0	0	0	38.5721	121.318
82025988					Y		A	7	0	0	0	0	0	0	0	0	0	38.574	121.303
82026062					Y		A	1	0	0	1	0	0	0	0	0	0	38.5743	121.3049
82026066					Y		-	99	0	0	0	0	0	0	0	0	0	38.57439	121.3048
9249876					Y		A	1	1	0	0	0	0	0	0	0	0	38.563	121.316
9269523					Y		A	1	0	0	0	0	0	0	0	0	0		
9285410					Y		A	1	0	0	0	0	0	0	0	0	0	38.57403	121.30599
82023985					Y	Y	A	1	0	0	0	0	0	0	0	0	0	38.56498	121.3179
82024138					Y	Y	A	1	0	0	0	0	0	0	0	0	0	38.575	121.311
82024161			Y		Y		C	3	0	1	0	0	0	0	0	0	1	38.5747	121.3039
82024193					Y		D	22	0	0	0	0	0	0	0	0	0	38.568	121.312
82024350					Y		A	1	0	0	2	0	0	0	0	0	0	38.56628	121.31802
82024365					Y		A	1	0	0	0	0	0	0	0	0	0	38.573	121.306
82024382					Y		A	1	0	0	0	0	0	0	0	0	0	38.57233	121.31615
82024806					Y		A	7	0	0	0	0	0	0	0	0	0		
82024812					Y		A	8	0	0	0	0	0	0	0	0	0	38.564	121.3179
82025219					Y		A	7	0	1	0	0	0	0	0	0	0	38.5739	121.3068
82024899					Y		A	1	0	0	0	0	0	0	0	0	0	38.574	121.30686
82025108					Y		A	1	0	0	0	0	0	0	0	0	0	38.57	121.306
82025237					Y		A	1	0	0	0	0	0	0	0	0	0	38.56537	121.31791
82030864					Y		A	1	0	0	0	0	0	0	0	0	0	38.56888	121.31479
82061091					Y		A	7	0	0	0	0	0	0	0	0	0	38.56655	121.30771
82071947					Y		A	7	0	0	0	0	0	0	0	0	0	38.56337	121.31381
82111182					Y		A	1	0	0	0	0	0	0	0	0	0		
82188022					Y	Y	A	1	0	0	1	0	0	0	0	0	0	38.56682	121.30755
82195562					Y		D	22	0	0	1	0	0	0	0	0	0	38.5714	121.3179
82195779					Y		A	8	0	0	1	0	0	0	0	0	0	38.57406	121.30653
82221808					Y		A	1	0	0	0	0	0	0	0	0	0	38.57469	121.304
82223507					Y		A	1	0	0	0	0	0	0	0	0	0	38.5722	121.3173
82238824					Y		A	1	0	0	2	0	0	0	0	0	0	38.5721	121.3067
82248261					Y		A	7	0	0	0	0	0	0	0	0	0		
82281814					Y		A	1	0	0	0	0	0	0	0	0	0	38.5689	121.31553