


APPENDIX C

STREET FURNITURE DESIGN CONCEPT

STREET FURNITURE DESIGN CONCEPTS.....	C:1
• Benches and Seating	C:2
• Street Lamps	C:4
• Directory Signs	C:6
• Clock Tower.....	C:7
• Trash Containers.....	C:8
• Trees and Tree Wells	C:9
• Planters	C:10
• Fountains	C:11
• Bus Stop.....	C:12





STREET FURNITURE DESIGN CONCEPTS

The proper use of street furniture along a corridor or within a *Village* or *District* can add character and vitality to a community. It can connect individual developments together and create a sense of place. As described on page 2:46, the City encourages the use of street furniture as a way to create identity. This appendix provides example illustrations of street furniture and how it can help add dimension to a project.





BENCHES AND SEATING







STREET LAMPS







DIRECTORY SIGNS





CLOCK TOWER






TRASH CONTAINERS






TREES AND TREE WELLS





STREET FURNITURE DESIGN CONCEPTS

PLANTERS





FOUNTAINS





BUS STOPS

